

RX Family C/C++ Compiler, Assembler, Optimizing Linkage Editor

Compiler Package V.1.01

User's Manual

All information contained in these materials, including products and product specifications, represents information on the product at the time of publication and is subject to change by Renesas Electronics Corporation without notice. Please review the latest information published by Renesas Electronics Corporation through various means, including the Renesas Electronics Corporation website (<http://www.renesas.com>).

Notice

1. All information included in this document is current as of the date this document is issued. Such information, however, is subject to change without any prior notice. Before purchasing or using any Renesas Electronics products listed herein, please confirm the latest product information with a Renesas Electronics sales office. Also, please pay regular and careful attention to additional and different information to be disclosed by Renesas Electronics such as that disclosed through our website.
2. Renesas Electronics does not assume any liability for infringement of patents, copyrights, or other intellectual property rights of third parties by or arising from the use of Renesas Electronics products or technical information described in this document. No license, express, implied or otherwise, is granted hereby under any patents, copyrights or other intellectual property rights of Renesas Electronics or others.
3. You should not alter, modify, copy, or otherwise misappropriate any Renesas Electronics product, whether in whole or in part.
4. Descriptions of circuits, software and other related information in this document are provided only to illustrate the operation of semiconductor products and application examples. You are fully responsible for the incorporation of these circuits, software, and information in the design of your equipment. Renesas Electronics assumes no responsibility for any losses incurred by you or third parties arising from the use of these circuits, software, or information.
5. When exporting the products or technology described in this document, you should comply with the applicable export control laws and regulations and follow the procedures required by such laws and regulations. You should not use Renesas Electronics products or the technology described in this document for any purpose relating to military applications or use by the military, including but not limited to the development of weapons of mass destruction. Renesas Electronics products and technology may not be used for or incorporated into any products or systems whose manufacture, use, or sale is prohibited under any applicable domestic or foreign laws or regulations.
6. Renesas Electronics has used reasonable care in preparing the information included in this document, but Renesas Electronics does not warrant that such information is error free. Renesas Electronics assumes no liability whatsoever for any damages incurred by you resulting from errors in or omissions from the information included herein.
7. Renesas Electronics products are classified according to the following three quality grades: "Standard", "High Quality", and "Specific". The recommended applications for each Renesas Electronics product depends on the product's quality grade, as indicated below. You must check the quality grade of each Renesas Electronics product before using it in a particular application. You may not use any Renesas Electronics product for any application categorized as "Specific" without the prior written consent of Renesas Electronics. Further, you may not use any Renesas Electronics product for any application for which it is not intended without the prior written consent of Renesas Electronics. Renesas Electronics shall not be in any way liable for any damages or losses incurred by you or third parties arising from the use of any Renesas Electronics product for an application categorized as "Specific" or for which the product is not intended where you have failed to obtain the prior written consent of Renesas Electronics. The quality grade of each Renesas Electronics product is "Standard" unless otherwise expressly specified in a Renesas Electronics data sheets or data books, etc.
 - "Standard": Computers; office equipment; communications equipment; test and measurement equipment; audio and visual equipment; home electronic appliances; machine tools; personal electronic equipment; and industrial robots.
 - "High Quality": Transportation equipment (automobiles, trains, ships, etc.); traffic control systems; anti-disaster systems; anti-crime systems; safety equipment; and medical equipment not specifically designed for life support.
 - "Specific": Aircraft; aerospace equipment; submersible repeaters; nuclear reactor control systems; medical equipment or systems for life support (e.g. artificial life support devices or systems), surgical implantations, or healthcare intervention (e.g. excision, etc.), and any other applications or purposes that pose a direct threat to human life.
8. You should use the Renesas Electronics products described in this document within the range specified by Renesas Electronics, especially with respect to the maximum rating, operating supply voltage range, movement power voltage range, heat radiation characteristics, installation and other product characteristics. Renesas Electronics shall have no liability for malfunctions or damages arising out of the use of Renesas Electronics products beyond such specified ranges.
9. Although Renesas Electronics endeavors to improve the quality and reliability of its products, semiconductor products have specific characteristics such as the occurrence of failure at a certain rate and malfunctions under certain use conditions. Further, Renesas Electronics products are not subject to radiation resistance design. Please be sure to implement safety measures to guard them against the possibility of physical injury, and injury or damage caused by fire in the event of the failure of a Renesas Electronics product, such as safety design for hardware and software including but not limited to redundancy, fire control and malfunction prevention, appropriate treatment for aging degradation or any other appropriate measures. Because the evaluation of microcomputer software alone is very difficult, please evaluate the safety of the final products or system manufactured by you.
10. Please contact a Renesas Electronics sales office for details as to environmental matters such as the environmental compatibility of each Renesas Electronics product. Please use Renesas Electronics products in compliance with all applicable laws and regulations that regulate the inclusion or use of controlled substances, including without limitation, the EU RoHS Directive. Renesas Electronics assumes no liability for damages or losses occurring as a result of your noncompliance with applicable laws and regulations.
11. This document may not be reproduced or duplicated, in any form, in whole or in part, without prior written consent of Renesas Electronics.
12. Please contact a Renesas Electronics sales office if you have any questions regarding the information contained in this document or Renesas Electronics products, or if you have any other inquiries.

(Note 1) "Renesas Electronics" as used in this document means Renesas Electronics Corporation and also includes its majority-owned subsidiaries.

(Note 2) "Renesas Electronics product(s)" means any product developed or manufactured by or for Renesas Electronics.

Preface

This manual explains how to use the C/C++ compiler, assembler, and optimizing linkage editor for the RX family microcomputers. Please read this manual before using this system to fully understand the system. This system translates source programs written in C/C++ language or assembly source programs into relocatable and absolute object programs for the RX family microcomputers.

This manual is intended for an IBM PC*¹ compatible machine and Microsoft® Windows® XP operating system, Microsoft® Windows® Vista operating system, or Microsoft® Windows 7® operating system*² that runs on other compatible machines.

Notes on Symbols: The following symbols are used in this manual.

Symbols Used in This Manual

| Symbol | Explanation |
|--------|--|
| < > | Indicates an item to be specified. |
| [] | Indicates an item that can be omitted. |
| ... | Indicates that the preceding item can be repeated. |
| Δ | Indicates one or more blanks. |
| | Indicates that one of the items must be selected. |

- Notes: 1. IBM is a registered trademark of International Business Machines Corporation
2. Microsoft® and Windows® are registered trademarks of Microsoft Corporation in the United States and other countries.
* All other company names and product names are trademarks or registered trademarks of corresponding companies.

Contents

| | |
|--|----|
| Section 1 Overview..... | 1 |
| 1.1 Configuration of Compiler..... | 1 |
| 1.1.1 Compile Driver Input..... | 2 |
| 1.1.2 Compile Driver Output..... | 2 |
| 1.1.3 ccrx..... | 2 |
| 1.1.4 asrx..... | 2 |
| 1.1.5 optlnk..... | 2 |
| 1.1.6 lbgrx..... | 3 |
| 1.2 Option Specification Rules..... | 3 |
| 1.2.1 Compiler (ccrx)..... | 3 |
| 1.2.2 Assembler (asrx)..... | 4 |
| 1.2.3 Optimizing Linkage Editor (optlnk)..... | 4 |
| 1.2.4 Library Generator (lbgrx)..... | 4 |
| 1.3 Command Description Examples..... | 5 |
| 1.3.1 Compilation, Assemble, and Linkage by One Command..... | 5 |
| 1.3.2 Compilation and Assemble by One Command..... | 5 |
| 1.3.3 Compilation, Assemble, and Linkage by Separate Commands..... | 6 |
| 1.3.4 Assemble and Linkage by One Command..... | 7 |
| 1.3.5 Assemble and Linkage by Separate Commands..... | 7 |
| Section 2 C/C++ Compiler Options..... | 9 |
| 2.1 Source Options..... | 9 |
| 2.2 Object Options..... | 20 |
| 2.3 List Options..... | 30 |
| 2.4 Optimize Options..... | 33 |
| 2.5 Microcontroller Options..... | 56 |
| 2.6 Assemble and Linkage Options..... | 78 |
| 2.7 Other Options..... | 81 |
| Section 3 Library Generator Options..... | 85 |
| 3.1 Library Generator Options..... | 85 |
| 3.2 Compiler Options that Become Invalid..... | 90 |
| Section 4 Assembler Options..... | 93 |
| 4.1 Source Options..... | 93 |
| 4.2 Object Options..... | 96 |

| | | |
|--|--|------------|
| 4.3 | List Options | 98 |
| 4.4 | Microcontroller Options | 100 |
| 4.5 | Other Options..... | 107 |
| Section 5 Optimizing Linkage Editor Options | | 109 |
| 5.1 | Option Specifications..... | 109 |
| 5.1.1 | Command Line Format..... | 109 |
| 5.1.2 | Subcommand File Format..... | 109 |
| 5.2 | List of Options | 109 |
| 5.2.1 | Input Options | 110 |
| 5.2.2 | Output Options..... | 117 |
| 5.2.3 | List Options | 142 |
| 5.2.4 | Optimize Options..... | 146 |
| 5.2.5 | Section Options..... | 156 |
| 5.2.6 | Verify Options | 161 |
| 5.2.7 | Other Options..... | 166 |
| 5.2.8 | Subcommand File Options..... | 178 |
| 5.2.9 | CPU Option | 180 |
| 5.2.10 | Options Other Than Above..... | 181 |
| Section 6 Environment Variables | | 185 |
| 6.1 | Environment Variables | 185 |
| 6.2 | Predefined Macros | 187 |
| Section 7 File Specifications | | 189 |
| 7.1 | Naming Files..... | 189 |
| 7.2 | Source List..... | 191 |
| 7.2.1 | Structure of Source List | 191 |
| 7.2.2 | Source Information | 191 |
| 7.2.3 | Object Information..... | 191 |
| 7.2.4 | Statistics Information..... | 194 |
| 7.2.5 | Compiler Command Specification Information..... | 194 |
| 7.2.6 | Assembler Command Specification Information..... | 195 |
| 7.3 | Linkage List..... | 196 |
| 7.3.1 | Structure of Linkage List | 196 |
| 7.3.2 | Option Information | 198 |
| 7.3.3 | Error Information..... | 198 |
| 7.3.4 | Linkage Map Information..... | 199 |
| 7.3.5 | Symbol Information..... | 200 |
| 7.3.6 | Symbol Deletion Optimization Information | 201 |

| | | |
|------------------------------------|--|------------|
| 7.3.7 | Cross-Reference Information..... | 202 |
| 7.3.8 | Total Section Size | 203 |
| 7.3.9 | Vector Information | 203 |
| 7.3.10 | CRC Information | 204 |
| 7.4 | Library List | 205 |
| 7.4.1 | Structure of Library List | 205 |
| 7.4.2 | Option Information | 206 |
| 7.4.3 | Error Information | 206 |
| 7.4.4 | Library Information | 207 |
| 7.4.5 | Module, Section, and Symbol Information within Library | 208 |
| Section 8 Programming | | 209 |
| 8.1 | Program Structure | 209 |
| 8.1.1 | Sections..... | 209 |
| 8.1.2 | C/C++ Program Sections | 209 |
| 8.1.3 | Assembly Program Sections | 213 |
| 8.1.4 | Linking Sections | 215 |
| 8.2 | Function Calling Interface | 219 |
| 8.2.1 | Rules Concerning the Stack | 219 |
| 8.2.2 | Rules Concerning Registers | 220 |
| 8.2.3 | Rules Concerning Setting and Referencing Parameters..... | 223 |
| 8.2.4 | Rules Concerning Setting and Referencing Return Values..... | 226 |
| 8.2.5 | Examples of Parameter Allocation | 228 |
| 8.2.6 | Method for Mutual Referencing of External Names..... | 232 |
| 8.3 | Startup Program Creation | 234 |
| 8.3.1 | Fixed Vector Table Setting | 235 |
| 8.3.2 | Initial Setting..... | 235 |
| 8.3.3 | Coding Example of Initial Setting Routine..... | 240 |
| 8.3.4 | Low-Level Interface Routines | 241 |
| 8.3.5 | Termination Processing Routine | 259 |
| 8.3.6 | Startup Program Created in Integrated Development Environment..... | 263 |
| 8.4 | Usage of PIC/PID Function | 280 |
| 8.4.1 | Terms Used in this Section | 280 |
| 8.4.2 | Function of Each Option..... | 280 |
| 8.4.3 | Restrictions on Applications | 282 |
| 8.4.4 | System Dependent Processing Necessary for PIC/PID Function..... | 282 |
| 8.4.5 | Combinations of Code Generating Options | 283 |
| 8.4.6 | Master Startup..... | 285 |
| 8.4.7 | Application Startup | 287 |

| | |
|---|---------|
| Section 9 C/C++ Language Specifications..... | 293 |
| 9.1 Language Specifications | 293 |
| 9.1.1 Compiler Specifications..... | 293 |
| 9.1.2 Internal Data Representation..... | 301 |
| 9.1.3 Floating-Point Number Specifications..... | 319 |
| 9.1.4 Operator Evaluation Order..... | 327 |
| 9.1.5 Conforming Language Specifications..... | 328 |
| 9.2 Extended Specifications..... | 329 |
| 9.2.1 #pragma Extension Specifiers and Keywords | 329 |
| 9.2.2 Intrinsic Functions | 359 |
| 9.2.3 Section Address Operators..... | 397 |
| 9.3 C/C++ Libraries | 400 |
| 9.3.1 Standard C Libraries | 400 |
| 9.3.2 EC++ Class Libraries..... | 675 |
| 9.3.3 Reentrant Library..... | 759 |
| 9.3.4 Unsupported Libraries | 763 |
| Section 10 Assembly Language Specifications..... | 765 |
| 10.1 Coding Rules | 765 |
| 10.1.1 Reserved Words..... | 765 |
| 10.1.2 Names | 765 |
| 10.1.3 Mnemonic Line Format | 766 |
| 10.1.4 Coding of Labels..... | 767 |
| 10.1.5 Coding of Operation | 767 |
| 10.1.6 Coding of Operands..... | 771 |
| 10.1.7 Coding of Comments | 783 |
| 10.2 Optimum Instruction Selection..... | 784 |
| 10.2.1 Selection of Optimum Instruction Format | 784 |
| 10.2.2 Selection of Optimum Branch Instruction | 795 |
| 10.3 Assembler Directive Coding..... | 798 |
| 10.3.1 Address Directives..... | 798 |
| 10.3.2 Assembler Directives..... | 814 |
| 10.3.3 Link Directives | 817 |
| 10.3.4 Source List Directive | 821 |
| 10.3.5 Conditional Assembly Directives | 822 |
| 10.3.6 Extended Function Directives..... | 825 |
| 10.3.7 Macro Directives | 832 |
| 10.3.8 Specific Compiler Directives..... | 846 |
| Section 11 Compiler Error Messages | 847 |

| | | |
|--|---|-----|
| 11.1 | Error Format and Error Levels..... | 847 |
| 11.2 | List of Messages | 847 |
| 11.3 | Standard Library Error Messages | 926 |
| Section 12 Assembler Error Messages | | 929 |
| 12.1 | Error Format and Error Levels..... | 929 |
| 12.2 | List of Messages | 929 |
| Section 13 Error Messages for the Optimizing Linkage Editor..... | | 943 |
| 13.1 | Error Format and Error Levels..... | 943 |
| 13.2 | Return Values for Errors..... | 943 |
| 13.3 | List of Messages | 944 |
| Section 14 Translation Limits..... | | 963 |
| 14.1 | Translation Limits of Compiler..... | 963 |
| 14.2 | Translation Limits of Assembler..... | 965 |
| Section 15 Usage Notes | | 967 |
| 15.1 | Notes on Program Coding..... | 967 |
| 15.2 | Notes on Compiling a C Program with the C++ Compiler | 973 |
| 15.3 | Notes on Options | 974 |
| 15.4 | Compatibility with an Older Version or Older Revision | 975 |
| 15.4.1 | Compatibility with V.1.00 | 975 |
| Section 16 Appendix..... | | 979 |
| 16.1 | S-Type and HEX File Formats | 979 |
| 16.1.1 | S-Type File Format | 979 |
| 16.1.2 | HEX File Format | 981 |
| 16.2 | ASCII Code List | 984 |

Section 1 Overview

1.1 Configuration of Compiler

The configuration of the C/C++ compiler for the RX family is shown below.

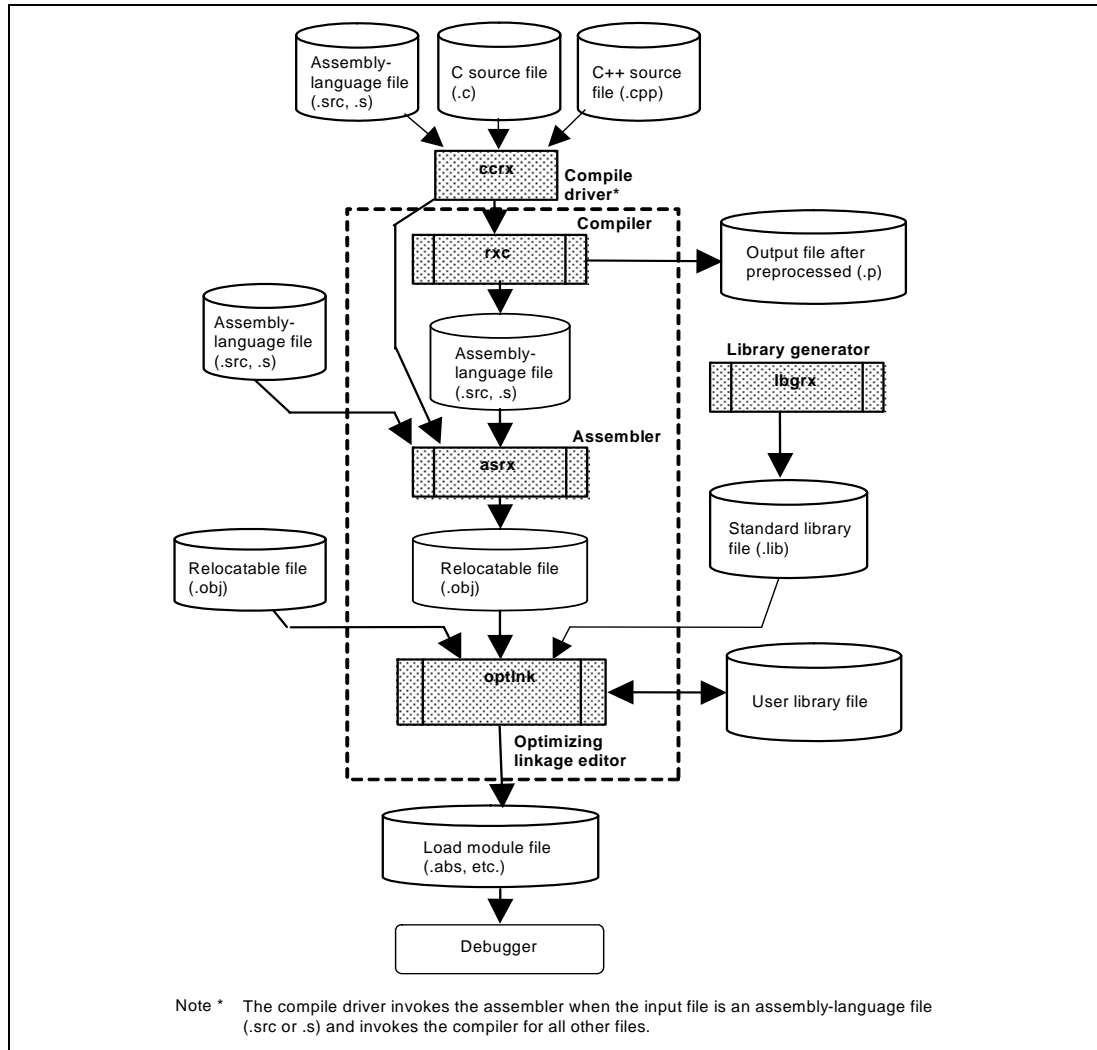


Figure 1.1 Configuration of Compiler

1.1.1 Compile Driver Input

The files that can be input to the compile driver are assembly-language files (.src, .s) and source files (.c, .cpp) which are written in the C language conforming to the ANSI standard (C89/C99 (except for variable-length arrays)), the C++ language conforming to the ANSI standard, or the EC++ language, consisting of ASCII characters and shift JIS characters (can be changed to EUC, Latin1, or UTF-8 by options).

1.1.2 Compile Driver Output

The files output from the compile driver are output files after preprocessed (.p), assembly-language files (.src, .s), relocatable files, and load module files.

1.1.3 ccrx

ccrx is an executable file of the compile driver.

ccrx can be used to execute the processing from compilation to linkage at once by specifying options. In addition, following the **ccrx** startup options **-asmcmd**, **-lnkcmd**, **-asmopt**, and **-lnkopt**, the assembler (**asrx**) options and optimizing linkage editor (**optlnk**) options can be specified.

1.1.4 asrx

asrx is an executable file of the assembler.

asrx is used to convert assembly-language files (.src, .s) into relocatable files.

1.1.5 optlnk

optlnk is an executable file of the optimizing linkage editor.

optlnk is used to convert multiple relocatable files (.obj) and library files (.lib) into load module files (.abs, etc.) or library files (.lib).

1.1.6 **lbgrx**

lbgrx is an executable file of the library generator.

lbgrx is used to generate standard library files (.lib) according to the options specified by the user.

1.2 **Option Specification Rules**

The following describes the startup commands for this compiler package.

Before using these commands, refer to section 6, Environment Variables, and check that the required environment variables have been set.

1.2.1 **Compiler (ccrx)**

ccrx is the startup command for the compile driver.

Compilation, assemble, and linkage can be performed using this command.

When the extension of an input file is ".s", ".src", ".S", or ".SRC", the compiler interprets the file as an assembly-language file (.src, .s) and initiates the assembler.

A file with an extension other than those above is compiled as a C/C++ source file (.c, .cpp).

[Command description format]

```
ccrx [ $\Delta$ <option> ...][ $\Delta$ <file name>[  $\Delta$ <option> ...] ...]  
    <option>: -<option>[=<suboption>[=<suboption>]][, ...]
```

1.2.2 Assembler (asrx)

asrx is the startup command for the assembler.

[Command description format]

```
asrx [Δ<option> ...][ Δ<file name>[ Δ<option> ...] ...]  
    <option>: -<option>[=<suboption>][, ...]
```

1.2.3 Optimizing Linkage Editor (optlnk)

optlnk is the startup command for the optimizing linkage editor.

The optimizing linkage editor has the following functions as well as the linkage processing.

- Optimizes relocatable files at linkage
- Generates and edits library files
- Converts files into Motorola S type files, Intel hex type files, and binary files

[Command description format]

```
optlnk [Δ<option> ...][ Δ<file name>[ Δ<option> ...] ...]  
    <option>: -<option>[=<suboption>][, ...]
```

1.2.4 Library Generator (lbgrx)

lbgrx is the startup command for the library generator.

[Command description format]

```
lbgrx [Δ<option> ...]  
    <option>: -<option>[=<suboption>][, ...]
```

1.3 Command Description Examples

1.3.1 Compilation, Assemble, and Linkage by One Command

Perform all steps below by a single command.

- Compile C/C++ source files (tp1.c and tp2.c) in **ccrx**.
- After compilation, assemble the files in **asrx**.
- After assemble, link the files in **optlnk** to generate an absolute file (tp.abs).

[Command description]

```
ccrx -cpu=rx600 -output=abs=tp.abs tp1.c tp2.c
```

[Remarks]

- When the output type specification of the **output** option is changed to **-output=sty**, the file after linkage will be generated as a Motorola S type file.
- An intermediate file generated during the absolute file generation process (assembly-language file or relocatable file) is not saved. Only a file of the type specified by the **output** option is to be generated.
- In order to specify assemble options and linkage options that are valid for only the assembler and optimizing linkage editor in **ccrx**, use the **-asmcmd**, **-lnkcmd**, **-asmopt**, and **-lnkopt** options.
- Object files that are to be linked are allocated from address 0. The order of the sections is not guaranteed. In order to specify the allocation address or section allocation order, specify options for the optimizing linkage editor using the **-lnkcmd** and **-lnkopt** options.

1.3.2 Compilation and Assemble by One Command

Perform all steps below by a single command, and initiate the linker with another command to generate tp.abs.

- Compile C/C++ source files (tp1.c and tp2.c) in **ccrx**.
- After compilation, assemble the files in **asrx** to generate relocatable files (tp1.obj and tp2.obj).

[Command description]

```
ccrx -cpu=rx600 -output=obj tp1.c tp2.c  
optlnk -form=abs -output=tp.abs -subcommand=cmd.sub tp1.obj tp2.obj
```

[Remarks]

- When the **-output=obj** option is specified in **ccrx**, **ccrx** generates relocatable files.
- In order to change relocatable file names, their C/C++ source files have to be input in **ccrx**, one file each.
- When the **form** option in **optlnk** is changed to **-form=sty**, the file after linkage will be generated as a Motorola S type file.

1.3.3 Compilation, Assemble, and Linkage by Separate Commands

Individually perform each step below by a single command.

- Compile C/C++ source files (tp1.c and tp2.c) in **ccrx** to generate assembly-language files (tp1.src and tp2.src).
- Assemble the assembly-language files (tp1.src and tp2.src) in **asrx** to generate relocatable files (tp1.obj and tp2.obj).
- Link the relocatable files (tp1.obj and tp2.obj) in **optlnk** to generate an absolute file (tp.abs).

[Command description]

```
ccrx -cpu=rx600 -output=src tp1.c tp2.c  
asrx tp1.src tp2.src  
optlnk -form=abs -output=tp.abs -subcommand=cmd.sub tp1.obj tp2.obj
```

[Remarks]

- When the **-output=src** option is specified in **ccrx**, **ccrx** generates assembly-language files.

1.3.4 Assemble and Linkage by One Command

Perform all steps below by a single command.

- Assemble assembly-language files (tp1.src and tp2.src) in **asrx**.
- After assemble, link the files in **optlnk** to generate an absolute file (tp.abs).

[Command description]

```
ccrx -cpu=rx600 -output=abs=tp.abs tp1.src tp2.src
```

[Remarks]

- Object files that are to be linked are allocated from address 0. The order of the sections is not guaranteed. In order to specify the allocation address or section allocation order, specify options for the optimizing linkage editor using the **-lnkcmd** and **-lnkopt** options.

1.3.5 Assemble and Linkage by Separate Commands

Individually perform each step below by a single command.

- Assemble assembly-language files (tp1.src and tp2.src) in **asrx** to generate relocatable files (tp1.obj and tp2.obj).
- Link the relocatable files (tp1.obj and tp2.obj) in **optlnk** to generate an absolute file (tp.abs).

[Command description 1]

```
ccrx -cpu=rx600 -output=obj tp1.src tp2.src  
optlnk -form=abs -output=tp.abs -subcommand=cmd.sub tp1.obj tp2.obj
```

[Command description 2]

```
asrx -cpu=rx600 tp1.src tp2.src  
optlnk -form=abs -output=tp.abs -subcommand=cmd.sub tp1.obj tp2.obj
```


Section 2 C/C++ Compiler Options

2.1 Source Options

Table 2.1 Source Options

| No. | Option | Dialog Menu | Description |
|-----|---|---|--|
| 1 | lang = { c cpp ecpp c99 } | C/C++ <Source> [Show entries for:] [Source file] [Language :] [C :] [C (C89)] [C99] [C++ :] [C++] [EC++] | Compiles as a C (C89) source file. Compiles as a C++ source file. Compiles as an EC++ source file. Compiles as a C (C99) source file. |
| 2 | include = <path name>[,...] | C/C++ <Source> [Show entries for :] [Include file directories] | Specifies the name of the path to the folder that stores the include file. |
| 3 | preinclude = <file name>[,...] | C/C++ <Source> [Show entries for :] [Preinclude files] | Includes the specified files at the head of compiling units. |
| 4 | define = <sub>[,...] <sub>:<macro name>[=<string>] | C/C++ <Source> [Show entries for :] [Defines] | Defines <string> as <macro name>. |
| 5 | undefine = <sub>[,...] <sub>:< macro name > | C/C++ <Source> [Show entries for :] [Undefines] | Disables the predefined macro of <macro name>. |

| No. | Option | Dialog Menu | Description |
|-----|---|---|--|
| 6 | message nomessage[=<error number> [-<error number>][,...]] | C/C++ <Source> [Show entries for :] [Messages] [Repressed information level messages] | Enables information message output. Disables information message output. |
| 7 | change_message =<sub>[,...] <sub>:<level> [=<n>[-m][,...]] <level>:{Information warning error } | C/C++ <Other> [User defined options :] | Changes the level of the compiler output message. |
| 8 | file_inline_path=< path name>[,...] | C/C++ <Source> [Show entries for :] [File inline path] | Specifies the name of the path to the folder that stores a file for inter-file inline expansion. |
| 9 | comment = { nest nonest } | C/C++ <Source> [Show entries for:] [Source file] [Allow comment nest] | Permits comment (/* */) nesting. Does not permit comment (/* */) nesting. |
| 10 | check={ nc ch38 shc } | C/C++ <Source> [Show entries for:] [Source file] [Interchangeability check :] [None] [NC compiler] [H8 compiler] [SH compiler] | Checks the compatibility with an existing program. |

lang

Format: lang= { c | cpp | ecpp | c99 }

Description: This option specifies the language of the source file.

When the **lang=c** option is specified, the compiler will compile the program file as a C (C89) source file.

When the **lang=cpp** option is specified, the compiler will compile the program file as a C++ source file.

When the **lang=ecpp** option is specified, the compiler will compile the program file as an Embedded C++ source file.

When the **lang=c99** option is specified, the compiler will compile the program file as a C (C99) source file.

If this option is not specified, the compiler will compile the program file as a C++ source file when the extension is **cpp**, **cc**, or **cp**, and as a C (C89) source file for any other extensions. However, if the extension is **src** or **s**, the program file is handled as an assembly-language file regardless of whether this option is specified.

Remarks: The Embedded C++ language specification does not support a **catch**, **const_cast**, **dynamic_cast**, **explicit**, **mutable**, **namespace**, **reinterpret_cast**, **static_cast**, **template**, **throw**, **try**, **typeid**, **typename**, **using**, multiple inheritance, or virtual base class. If one of these classes is written in the source file, the compiler will display an error message. Always specify the **lang=ecpp** option when using an EC++ library.

include

Format: include=<path name>[,...]

Description: This option specifies the name of the path to the folder that stores the include file.

Multiple path names can be specified by separating them with a comma (,).

The system include file is searched for in the order of the folders specified by the **include** option, the folders specified by environment variable **INC_RX**, and the folders specified by environment variable **BIN_RX**.

The user include file is searched for in the order of the folders containing source files to be compiled, the folders specified by the **include** option, the folders specified by environment variable **INC_RX**, and the folders specified by environment variable **BIN_RX**.

Remarks: If this option is specified for more than one time, all specified path names are valid.

preinclude

Format: preinclude=<file name>[,...]

Description: This option includes the specified file contents at the head of the compiling unit. Multiple file names can be specified by separating them with a comma (,).

If there is more than one folder specified by the **include** option, search is performed in turn starting from the leftmost folder.

Remarks: If this option is specified for more than one time, all specified files will be included.

define

Format: define=<sub>[,...]

 <sub>: <macro name> [= <string>]

Description: This option provides the same function as **#define** specified in the source file.

 <string> can be defined as a macro name by specifying <macro name>=<string>.

 When only <macro name> is specified as a suboption, the macro name is assumed to be defined. Names or integer constants can be written in <string>.

Remarks: If the macro name specified by this option has already been defined in the source file by **#define**, **#define** takes priority.

 If this option is specified for more than one time, all specified macro names are valid.

undefine

Format: undefine=<sub>[,...]

 <sub>: <macro name>

Description: This option invalidates the predefined macro of <macro name>.

 Multiple macro names can be specified by separating them with a comma (,).

Remarks: For the specifiable predefined macros, refer to section 6.2, Predefined Macros.

 If this option is specified for more than one time, all specified macro names will be undefined.

message, nomessage

Format: message

nomessage [= <error number> [- <error number>][,...]

Description: These options specify whether or not the information-level messages are output.

When the **message** option is specified, information-level messages are output.

When the **nomessage** option is specified, output of the information-level messages is disabled. When an error number is specified as a suboption, the output of the specified information-level message will be disabled. Multiple error numbers can be specified by separating them with a comma (,).

A range of error numbers to be disabled can be specified by using a hyphen (-), that is, in the form of <error number>-<error number>.

The default for these options is **nomessage**.

Remarks: Message output from the assembler or optimizing linkage editor cannot be controlled by this option. Message output from the optimizing linkage editor can be controlled by using the **lnkcmd** option to specify the **message** or **nomessage** option of the optimizing linkage editor.

If the **nomessage** option is specified for more than one time, output for all specified error numbers will be disabled.

Remarks: The output of messages which have been changed to information-level messages can be disabled by the **nomessage** option.

Message output from the assembler or optimizing linkage editor cannot be controlled by this option. Message output from the optimizing linkage editor can be controlled by using the **lnkcmd** option to specify the **message** or **nomessage** option of the optimizing linkage editor.

If this option is specified for more than one time, all specified error numbers are valid.

The level of error messages cannot be controlled by this option.

file_inline_path

Format: file_inline_path=<path name>[,...]

Description: This option specifies the name of the path where a file for inter-file inline expansion is stored.

Multiple path names can be specified by separating them with a comma (.). The file for inter-file inline expansion is searched for in the order of the folders specified by the **file_inline_path** option and the current folder.

Remarks: If this option is specified for more than one time, all specified path names are valid.

- Assignment of a constant outside both of the **signed short** and **unsigned short** ranges to the **long** or **long long** type
- Comparison expression between a constant outside the **signed short** range and the **int**, **short**, or **char** type (except the signed **char** type)

For **check=ch38**, the compatibility with the H8, H8S, and H8SX family C/C++ compilers is checked. Checking will be for the following options and types:

- Options: `unsigned_char`, `unsigned_bitfield`, `bit_order=right`, `endian=little`, and `dbl_size=4`
- `__asm` and `#pragma unpack`
- Comparison expression with a constant greater than the maximum value of **signed long**
- Assignment of a constant outside the **signed short** range to the **int** or **signed int** type or assignment of a constant outside the **unsigned short** range to the **int** or **unsigned int** type while `-int_to_short` is not specified
- Assignment of a constant outside both of the **signed short** and **unsigned short** ranges to the **long** or **long long** type
- Comparison expression between a constant outside the **signed short** range and the **int**, **short**, or **char** type (except the signed **char** type)

For **check=shc**, the compatibility with the SuperH family C/C++ compilers is checked. Checking will be for the following options and types:

- Options: `unsigned_char`, `unsigned_bitfield`, `bit_order=right`, `endian=little`, `dbl_size=4`, and `round=nearest`
- `#pragma unpack`
- **volatile** qualified variables

Confirm the following notes for the displayed items.

Options: The settings which are not defined in the language specification and depend on implementation differ in each compiler. Confirm the settings of the options that were output in a message.

Extended specifications: There is a possibility that extended specifications will affect program operation. Confirm the descriptions on the extended specifications that were output in a message.

Remarks: When **dbl_size=4** is enabled, the results of type conversion related to floating-point numbers and the results of library calculation may differ from those in the R8C and M16C family C compilers, H8, H8S, and H8SX family C/C++ compilers, and SuperH family C/C++ compilers. When **dbl_size=4** is specified, this compiler handles **double** type and **long double** type as 32 bits, but the R8C and M16C family C compilers (**fdouble_32**), H8, H8S, and H8SX family C/C++ compilers (**double=float**), and SuperH family C/C++ compilers (**double=float**) handle only **double** type as 32 bits.

The result of a binary operation (addition, subtraction, multiplication, division, comparison, etc.) with **unsigned int** type and **long** type operands may differ from that in the SuperH family C/C++ compilers. In this compiler, the types of the operands are converted to the **unsigned long** type before operation. However, in the SuperH family C/C++ compilers (only when **strict_ansi** is not specified), the types of the operands are converted to the **signed long long** type before operation.

The data size of reading from and writing to a **volatile** qualified variable may differ from that in the SuperH family C/C++ compilers. This is because a **volatile** qualified bit field may be accessed in a size smaller than that of the declaration type in this compiler. However, in the SuperH family C/C++ compilers, a **volatile** qualified bit field is accessed in the same size as that of the declaration type.

This option does not output a message regarding allocation of structure members and bit field members. When an allocation-conscious declaration is made, refer to section 9.1.2, Internal Data Representation.

In the R8C and M16C family C compilers (**fextend_to_int** is not specified), the generated code has been evaluated without performing generalized integer promotion by a conditional expression. Accordingly, operation of such a code may differ from a code generated by this compiler.

2.2 Object Options

Table 2.2 Object Options

| No. | Option | Dialog Menu | Description |
|-----|---|---|---|
| 1 | output = {prep src <u>obj</u> abs hex sty} [= file name] | C/C++ <Object> [Output file type :] [Machine code] [Assembly source code] [Preprocessed source file] | Specifies the output file type. Outputs a source file after preprocessed. Outputs an assembly-language file. Outputs a relocatable file. Outputs an absolute file. Outputs an Intel hex type file. Outputs a Motorola S type file. |
| 2 | noline | C/C++ <Object> [Output file type :] [Suppress #line in preprocessed source file] | Disables #line output at preprocessor expansion. |
| 3 | debug <u>nodebug</u> | C/C++ <Object> [Generate debug information] | Outputs debugging information. Does not output debugging information. |
| 4 | section = <sub>[,...] <sub>: {P = <section name> C = <section name> D = <section name> B = <section name> L = <section name> W = <section name>} | C/C++ <Object> [Details] [Section :] [Program section (P)] [Const section (C)] [Data section (D)] [Bss section (B)] [Literal section (L)] [Switch table section (W)] | Changes the section name. Section name of program area Section name of constant area Section name of initialized data area Section name of uninitialized data area Section name of literal area Section name of switch statement branch table area |

| No. | Option | Dialog Menu | Description |
|-----|--|--|---|
| 5 | <u>stuff</u> | C/C++ <Object> [Details] [Disposition of variables :] [Bss section (B)] | Allocates variables to sections matching the alignment value. |
| | nostuff[= { B D C W } [,...]] | [Data section (D)] [Const section (C)] [Switch table section (W)] | Allocates uninitialized variables to 4-byte boundary alignment sections. Allocates initialized variables to 4-byte boundary alignment sections. Allocates const qualified variables to 4-byte boundary alignment sections. Allocates switch statement branch tables to 4-byte boundary alignment sections. |
| 6 | -instalign4[=<sub>] -instalign8[=<sub>] -noinstalign | C/C++ [Adjustment for instruction in branch:] [instalign4] [instalign8] [none] [none] [loop] [inmostloop] | Aligns instructions at branch destinations to 4-byte boundaries. Aligns instructions at branch destinations to 8-byte boundaries. Does not align instructions at branch destinations. Head of loop Head of inmost loop |
| | <sub>: { loop inmostloop } | | |

output

Format: output = <sub> [=<file name>]

 <sub>: { prep | src | obj | abs | hex | sty }

Description: This option specifies the output file type.

The suboptions and output files are shown in the following table.

If no <file name> is specified, a file will be generated with an extension, that is shown in the following table, appended to the source file name input at the beginning.

The default for this option is **output=obj**.

Table 2.3 Suboption Output Format

| Suboption | Output File Type | Extension When File Name is Not Specified |
|-----------|--------------------------------|--|
| prep | Source file after preprocessed | C (C89, C99) source file: p C++ source file: pp |
| src | Assembly-language file | src |
| obj | Relocatable file | obj |
| abs | Absolute file | abs |
| hex | Intel hex type file | hex |
| sty | Motorola S type file | mot |

Note: Relocatable files are files output from the assembler.
 Absolute files, Intel hex type files, and Motorola S type files are files output from the optimizing linkage editor.

Remarks: An intermediate file used to generate a file of the specified type is stored in the specified folder; however, when no folder has been specified, the intermediate file is stored in the current folder.

noline

Format: noline

Description: This option disables **#line** output during preprocessor expansion.

Remarks: This option is validated when the **output=prep** option has not been specified.

debug, nodebug

Format: debug

nodebug

Description: When the **debug** option is specified, debugging information necessary for C-source debugging is output. The **debug** option is valid even when an optimize option is specified.

When the **nodebug** option is specified, no debugging information is output.

The default for these options is **nodebug**.

section

Format: section = <sub>[,...]

<sub>: { P = <section name> |
C = <section name> |
D = <section name> |
B = <section name> |
L = <section name> |
W = <section name> }

Description: This option specifies the section name.

section=P=<section name> specifies the section name of a program area.

section=C=<section name> specifies the section name of a constant area.

section=D=<section name> specifies the section name of an initialized data area.

section=B=<section name> specifies the section name of an uninitialized data area.

section=L=<section name> specifies the section name of a literal area.

section=W=<section name> specifies the section name of a **switch** statement branch table area.

<section name> must be alphabetic, numeric, underscore (), or \$. The first character must not be numeric.

The default for this option is **section=P=P,C=C,D=D,B=B,L=L,W=W**.

Remarks: For details on correspondence between programs and section names, refer to section 8.1.2, C/C++ Program Sections.

In the same way as in V. 1.00, if you want to output the literal area in the **C** section rather than output a separate **L** section, select **section=L=C**.

Except for changing the **L** section to the same section name as that of the **C** section, the same section name cannot be specified for the sections for different areas.

For the translation limit of the section name length, refer to section 14, Translation Limits.

stuff, nostuff

Format: stuff
 nostuff [= <section type>[,...]]
 <section type>: { B | D | C | W }

Description: When the **stuff** option is specified, all variables are allocated to 4-byte, 2-byte, or 1-byte boundary alignment sections depending on the alignment value (see table 2.4).

Table 2.4 Correspondences between Variables and Their Output Sections When stuff Option is Specified

| Variable Type | Alignment Value for Variable | Section to Which Variable Belongs |
|--------------------------------------|------------------------------|-----------------------------------|
| const qualified variables | 4 | C |
| | 2 | C_2 |
| | 1 | C_1 |
| Initialized variables | 4 | D |
| | 2 | D_2 |
| | 1 | D_1 |
| Uninitialized variables | 4 | B |
| | 2 | B_2 |
| | 1 | B_1 |
| switch statement branch table | 4 | W |
| | 2 | W_2 |
| | 1 | W_1 |

When the **nostuff** option is specified, the compiler allocates the variables belonging to the specified <section type> to 4-byte boundary alignment sections. When <section type> is omitted, variables of all section types are applicable.

C, **D**, and **B** are the section names specified by the **section** option or **#pragma section**. **W** is the section name specified by the **section** option. The data contents allocated to each section are output in the order they were defined.

The default for these options is **stuff**.

Example:

```
int a;
char b=0;
const short c=0;
struct {
    char x;
    char y;
} ST;
```

| <When stuff option is specified> | <When nostuff option is specified> |
|---|---|
| .SECTION C_2,ROMDATA,ALIGN=2 | .SECTION C,ROMDATA,ALIGN=4 |
| .glob _c | .glob _c |
| _c: | _c: |
| .word 0000H | .word 0000H |
| .SECTION D_1,ROMDATA | .SECTION D,ROMDATA,ALIGN=4 |
| .glob _b | .glob _b |
| _b: | _b: |
| .byte 00H | .byte 00H |
| .SECTION B,DATA,ALIGN=4 | .SECTION B,DATA,ALIGN=4 |
| .glob _a | .glob _a |
| _a: | _a: |
| .blk1 1 | .blk1 1 |
| .SECTION B_1,DATA,ALIGN=2 | .glob _ST |
| .glob _ST | _ST |
| _ST | .blkb 2 |
| .blkb 2 | |

Remarks: The **stuff** option has no effect for sections other than **B**, **D**, **C**, and **W**.

The **nostuff** option cannot be specified for sections other than **B**, **D**, **C**, and **W**.

instalign4, instalign8, noinstalign

Format: instalign4[={loop|inmostloop}]

 instalign8[={loop|inmostloop}]

noinstalign

Description: These options align instructions at branch destinations.

When the **instalign4** and **instalign8** options are specified, the instruction at the location address is aligned to the 4-byte boundary and 8-byte boundary, respectively.

The default for these options is **noinstalign**.

Instruction alignment is performed only when the instruction at the specified location exceeds the address which is a multiple of the alignment value (4 or 8)*¹.

The following three types of branch destination can be selected by specifying the suboptions of **-instalign4** and **-instalign8***².

- | | |
|--------------------|--|
| No specification: | Head of function and case and default labels of switch statement |
| inmostloop: | Head of each inmost loop, head of function, and case and default labels of switch statement |
| loop: | Head of each loop, head of function, and case and default labels of switch statement |

When these options are selected, the alignment value of the program section is changed from 1 to 4 (for **instalign4**) or 8 (for **instalign8**).

These options aim to efficiently operate the instruction queues of the RX CPU and improve the speed of program execution by aligning the addresses of branch destination instructions.

Each option has specifications targeting the following usages.

- | | |
|--------------------|--|
| instalign8: | When attempting to improve the speed of CPUs with a 64-bit instruction queue (mainly RX600 Series) |
| instalign4: | When attempting to improve the speed of CPUs with a 32-bit instruction queue (mainly RX200 Series) |

noinstalign: When not expecting the effect of this function or when emphasizing the code size

Notes: *1. This is when the instruction size is equal to or smaller than the alignment value. If the instruction size is greater than the alignment value, alignment is performed only when the number of exceeding points is two or more.

*2. Alignment is adjusted only for the branch destinations listed above; alignment of the other destinations is not adjusted. For example, when **loop** is selected, alignment of the head of a loop is adjusted but alignment is not adjusted at the branch destination of an **if** statement that is used in the loop but does not generate a loop.

Example:

```
<C source file>
long a;
int f1(int num)
{
    return (num+1);
}
void f2(void)
{
    a = 0;
}
void f3(void)
{
}
```

<Output code>

[When compiling with **-instalign8** specified]

In the example shown below, the head of each function is aligned so that the instruction does not exceed the 8-byte boundary.

In 8-byte boundary alignment of instructions, the address will not be changed unless the target instruction exceeds the 8-byte boundary. Therefore, only the address of function **f2** is actually aligned.

```
.SECTION P, CODE, ALIGN=8
.INSTALIGN 8
_f1:                                ; Function f1, address = 0000H
    ADD    #01H,R1                ; 2 bytes
    RTS                                     ; 1 byte
```

```
        .INSTALIGN 8
_f2:                                ; Function f2, address =0008H
                                        ; Note: Alignment is performed.
                                        ; When a 6-byte instruction is placed at
                                        ; 0003H, it exceeds the 8-byte boundary.
                                        ; Thus, alignment is performed.
        MOV.L  #_a,R4                ; 6 bytes
        MOV.L  #0,[R4]               ; 3 bytes
        RTS                                ; 1 byte
        .INSTALIGN 8
_f3:                                ; Function f3, address = 0012H
        ADD    #01H,R1
        RTS
        .END
```

2.3 List Options

Table 2.5 List Options

| No. | Option | Dialog Menu | Description |
|-----|--|--------------------------------------|---|
| 1 | listfile[=<file name>] nolistfile | C/C++ <List> [Generate list file] | Outputs a source list file. Does not output a source list file. |
| 2 | show = <sub>[,...] <sub>: {source conditionals definitions expansions } | C/C++ <List> [Contents :] | Specifies the contents of the source list file. Outputs the C/C++ source file. Outputs the statements unsatisfied in conditional assembly. Outputs the information before .DEFINE replacement. Outputs the assembler macro expansion statements. |

listfile, nolistfile

Format: listfile[=<file name>]

nolistfile

Description: These options specify whether to output a source list file.

When the **listfile** option is specified, a source list file is output. <file name> can also be specified.

When the **nolistfile** option is specified, no source list file is output.

If <file name> is not specified, the source file name with the extension replaced with **lst** is used as the source list file name.

The default for these options is **nolistfile**.

Remarks: A linkage list cannot be output by this option. In order to output a linkage list, specify the **list** option of the optimizing linkage editor by using the **lnkcmd** option.

Information output from the compiler is written to the source list. For the source list file format, refer to section 7.2, Source List.

show

Format: show=<sub>[,...]

<sub>: { source | conditionals | definitions | expansions }

Description: This option sets the source list file contents.

The suboptions and specified contents are shown in the following table.

Table 2.6 Suboption Specifications

| Suboption | Description |
|--------------|---|
| source | Outputs the C/C++ source file. |
| conditionals | Outputs also the statements for which the specified condition is not satisfied in conditional assembly. |
| definitions | Outputs the information before .DEFINE replacement. |
| expansions | Outputs the assembler macro expansion statements. |

Remarks: This option is valid only when the **listfile** option has been specified.

Information output from the compiler is written to the source list. For the source list file format, refer to section 7.2, Source List.

2.4 Optimize Options

The options related to optimization may not be applied depending on the condition. Confirm through the output code whether the relevant optimization has been applied.

Table 2.7 Optimize Options

| No. | Option | Dialog Menu | Description |
|-----|--|--|--|
| 1 | optimize = { 0 1 <u>2</u> max } | C/C++ <Optimize> [Optimize level :] | Specifies the optimization level. |
| 2 | goptimize | C/C++ <Optimize> [Inter-module optimization] | Outputs additional information for inter-module optimization. |
| 3 | speed <u>size</u> | C/C++ <Optimize> [Speed or size :] [Optimize for speed :] [Optimize for size :] | Selects the optimization type. Optimizes with emphasis on execution performance. Optimizes with emphasis on code size. |
| 4 | loop[=<numeric value>] | C/C++ <Optimize> [Details] [Miscellaneous] [Loop expansion :] | Expands a loop under the condition of loop expansion maximum number = <numeric value>. |
| 5 | inline = <file name>[,...] noinline | C/C++ <Optimize> [Details] [Inline] [Automatic inline expansion :] | Performs inline expansion automatically. Does not perform inline expansion automatically. |
| 6 | file_inline = <file name>[,...] | C/C++ <Optimize> [Details] [Inline] [Inline file path] | Specifies a file for inter-file inline expansion. |

| No. | Option | Dialog Menu | Description |
|-----|---|--|--|
| 7 | case = { ifthen table <u>auto</u> } | C/C++ <Optimize> [Details] [Miscellaneous] [Switch statement :] | Expands by if_then method. Expands by jumping to a table. The compiler selects the expansion method. |
| 8 | volatile <u>novolatile</u> | C/C++ <Optimize> [Details] [Global variables] [Treat global variables as volatile qualified] | Handles external variables as if they are volatile qualified. Does not handle external variables as if they are volatile qualified. |
| 9 | <u>const_copy</u> noconst_copy | C/C++ <Optimize> [Details] [Global variables] [Propagate variables which are const qualified :] | Enables constant propagation of const qualified external variables. Disables constant propagation of const qualified external variables. |
| 10 | <u>const_div</u> noconst_div | C/C++ <Optimize> [Details] [Miscellaneous] [Division by constant :] | Performs constant division (residue) by an instruction sequence using multiplication. Performs constant division (residue) by an instruction sequence using division. |
| 11 | library = { function <u>intrinsic</u> } | C/C++ <Optimize> [Details] [Miscellaneous] [Library function :] | Calls library functions. Performs instruction expansion of several library functions. |
| 12 | scope noscope | C/C++ <Optimize> [Details] [Miscellaneous] [Divide the optimization range :] | Divides optimizing ranges. Does not divide optimizing ranges. |
| 13 | schedule noschedule | C/C++ <Optimize> [Details] [Miscellaneous] [Schedule instructions :] | Schedules instructions. Does not schedule instructions. |

| No. | Option | Dialog Menu | Description |
|-----|--|---|--|
| 14 | map=<file name> smap nomap | C/C++ <Optimize> [Optimization for access to external variables :] [Inter-module] [Inner-module] [None] | Optimizes accesses to external variables. Optimizes accesses to external variables which are defined in the file to be compiled. Disables optimization for accesses to external variables. |
| 15 | approxdiv | C/C++ <Optimize> [Details] [Miscellaneous] [Approximate a floating-point constant division] | Converts floating-point constant division into multiplication. |
| 16 | enable_register | C/C++ <Optimize> [Details] [Miscellaneous] [Enable register declaration] | Allocates preferentially the variables with register storage class specification to registers. |
| 17 | simple_float_conv | C/C++ <Optimize> [Details] [Miscellaneous] [Not check the range in conversion between floating-point number and integer] | Omits part of the type conversion processing for the floating type. |
| 18 | fpu nofpu | C/C++ <Optimize> [Details] [Miscellaneous] [Use floating-point arithmetic instructions :] | Outputs an object that uses FPU instructions. Outputs an object that does not use FPU instructions. |
| 19 | alias = { <u>noansi</u> ansi } | C/C++ <Optimize> [Details...] [Miscellaneous] [Optimization considering type of object indicated by pointer] | Does not perform optimization considering the type of the data indicated by the pointer. Performs optimization considering the type of the data indicated by the pointer. |

| No. | Option | Dialog Menu | Description |
|-----|-------------|---|---|
| 20 | float_order | C/C++ <Other> [Miscellaneous options:] [Change operation order for floating-point expression aggressively] | Optimizes modification of the operation order in a floating-point expression. |

optimize

Format: optimize = { 0 | 1 | 2 | max }

Description: This option specifies the optimization level.

When **optimize=0** is specified, the compiler does not optimize the program. Accordingly, the debugging information may be output with high precision and source-level debugging is made easier.

When **optimize=1** is specified, the compiler partially optimizes the program by automatically allocating variables to registers, integrating the function exit blocks, integrating multiple instructions which can be integrated, etc. Accordingly, the code size may become smaller than when compiled with the **optimize=0** specification.

When **optimize=2** is specified, the compiler performs overall optimization. However, the optimization contents to be performed slightly differ depending on whether the **size** option or **speed** option has been selected.

When **optimize=max** is specified, the compiler performs optimization as much as possible. For example, the optimization scope is expanded to its maximum extent, and if the **speed** option is specified, loop expansion is possible on a large scale. Though the advantages of optimization can be expected, there may be side effects, such as longer compilation time, and if the **speed** option is specified, significantly increased code size.

The default for this option is **optimize=2**.

Remarks: If the default is not included in the description of an optimize option, this means that the default varies depending on the **optimize** option and **speed** or **size** option specifications. For details on the default, refer to the **speed** or **size** option.

goptimize

Format: `goptimize`

Description: This option generates the additional information for inter-module optimization in the output file.

At linkage, inter-module optimization is applied to files for which this option has been specified.

speed, size

Format: `speed`

`size`

Description: When the **speed** option is specified, optimization will be performed with emphasis on execution performance.

When the **size** option is specified, optimization will be performed with emphasis on code size.

Remarks: When the **speed** or **size** option is specified, the following options are automatically specified based on the **optimize** option specification. Note however that if one of the following options is specified otherwise explicitly, that specified option becomes valid.

Table 2.8 Specified Options

- When **optimize=max** is specified

| | Loop Expansion | Inline Expansion | Converting Constant Division into Multiplication | Scheduling Instructions | Constant Propagation of const Qualified Variables | Dividing Optimizing Ranges | Optimizing External Variable Accesses | Optimization Considering the Type of the Data Indicated by the Pointer |
|-------|----------------|------------------|--|-------------------------|---|----------------------------|---------------------------------------|--|
| speed | loop=8 | inline=250 | const_div | schedule | const_copy | noscope | map* nomap* | alias=ansi |
| size | loop=1 | inline=0 | noconst_div | schedule | const_copy | noscope | map* nomap* | alias=ansi |

Note: * The default is **map** when a C/C++ source program has been specified for input and **output=abs** or **output=mot** has been specified for output. For any other case, the default is **nomap**.

- When **optimize=2** is specified

| | Loop Expansion | Inline Expansion | Converting Constant Division into Multiplication | Scheduling Instructions | Constant Propagation of const Qualified Variables | Dividing Optimizing Ranges | Optimizing External Variable Accesses | Optimization Considering the Type of the Data Indicated by the Pointer |
|-------|----------------|------------------|--|-------------------------|---|----------------------------|---------------------------------------|--|
| speed | loop=2 | inline=100 | const_div | schedule | const_copy | scope | nomap | alias=noansi |
| size | loop=1 | noinline | noconst_div | schedule | const_copy | scope | nomap | alias=noansi |

- When **optimize=0** or **optimize=1** is specified

| | Loop Expansion | Inline Expansion | Converting Constant Division into Multiplication | Scheduling Instructions | Constant Propagation of const Qualified Variables | Dividing Optimizing Ranges | Optimizing External Variable Accesses | Optimization Considering the Type of the Data Indicated by the Pointer |
|-------|----------------|------------------|--|-------------------------|---|----------------------------|---------------------------------------|--|
| speed | loop=1 | noinline | const_div | noschedule | noconst_copy | scope | nomap | alias=noansi |
| size | loop=1 | noinline | noconst_div | noschedule | noconst_copy | scope | nomap | alias=noansi |

loop

Format: loop[=<numeric value>]

Description: This option specifies whether to optimize loop expansion.

When the **loop** option is specified, the compiler expands loop statements (**for**, **while**, and **do-while**).

The maximum expansion factor can be specified by <numeric value>. An integer from 1 to 32 can be specified for <numeric value>. If no <numeric value> is specified, 2 will be assumed.

The default for this option is determined based on the **optimize** option and **speed** or **size** option specifications. For details, refer to the **speed** or **size** option.

inline, noinline

Format: inline[=<numeric value>]

noinline

Description: These options specify whether to automatically perform inline expansion of functions.

A value from 0 to 65535 is specifiable as <numeric value>.

When the **inline** option is specified, the compiler automatically performs inline expansion. However, inline expansion is not performed for the functions specified by **#pragma noinline**. The user is able to use **inline=<numeric value>**, to specify the allowed increase in the function's size due to the use of inline expansion. For example, when **inline=100** is specified, inline expansion will be performed until the function size has increased by 100% (size is doubled).

When the **inline** option is specified with no numeric value, **inline=100** is assumed.

When the **noinline** option is specified, automatic inline expansion is not performed.

The default for these options is determined based on the **optimize** option and **speed** or **size** option specifications. For details, refer to the **speed** or **size** option.

Remarks: Inline expansion is attempted for all functions for which **#pragma inline** has been specified or with an **inline** specifier whether other options have been specified or not. To perform inline expansion for a function for certain, specify **#pragma inline** for the function. Even though this option has been selected or an **inline** specifier has been specified for the function, if the compiler judges that the efficiency is degraded by inline expansion, it will not perform it in some cases.

file_inline

Format: `file_inline=<file name>[,...]`

Description: This option performs inline expansion for functions that extend across files for the files specified with `<file name>`.

Multiple files can be specified by separating them with a comma (,).

Example:

```
<a.c>
func() {
    g();
}
<b.c>
g() {
    h();
}
```

By compiling a program with **ccrx. -inline -file_inline=b.c a.c** specified, calling of function **g()** in **a.c** is expanded as follows:

```
func() {
    h();
}
```

Remarks: The **file_inline** option is valid only when the **inline** option or **#pragma inline** has been specified.

If an **extern** function is defined with the same name in more than one file specified with the **file_inline** option, correct operation is not guaranteed (a single function definition randomly selected is used for inline expansion).

The extension of the file name specified by <file name> cannot be omitted.

A file to be compiled cannot be specified with the **file_inline** option.

A wildcard (* or ?) cannot be specified for <file name>.

If this option is specified for more than one time, all specified files will be inline expanded.

case

Format: case={ ifthen | table | auto }

Description: This option specifies the expansion method of the **switch** statement.

When **case=ifthen** is specified, the **switch** statement is expanded using the **if_then** method, which repeats, for each **case** label, comparison between the value of the evaluation expression in the **switch** statement and the **case** label value. If they match, execution jumps to the statement of the **case** label. This method increases the object code size depending on the number of **case** labels in the **switch** statement.

When **case=table** is specified, the **switch** statement is expanded by using the table method, where the **case** label jump destinations are stored in a branch table so that a jump to the statement of the **case** label that matches the expression for evaluation in the **switch** statement is made through a single access to the branch table. With this method, the size of the branch table increases with the number of **case** labels in the **switch** statement, but the performance in execution remains the same. The branch table is output to a section for areas holding **switch** statements for branch tables.

When **case=auto** is specified, the compiler automatically selects the **if_then** method or table method.

The default for this option is **case=auto**.

Remarks: The branch table created when **case=table** has been specified will be output to section **W** when the **nostuff** option is specified and will be output to section **W**, **W_2**, or **W_1** according to the size of the **switch** statement when the **nostuff** option is not specified.

volatile, novolatile

Format: volatile

novolatile

Description: When **volatile** is specified, all external variables are handled as if they were **volatile** qualified. Accordingly, the access count and access order for external variables are exactly the same as those written in the C/C++ source file.

When **novolatile** is specified, the external variables which are not **volatile** qualified are optimized. Accordingly, the access count and access order for external variables may differ from those written in the C/C++ source file.

The default for these options is **novolatile**.

const_copy, noconst_copy

Format: const_copy

noconst_copy

Description: When **const_copy** is specified, constant propagation is performed even for **const** qualified global variables.

When **noconst_copy** is specified, constant propagation is disabled for **const** qualified global variables.

The default for these options is **const_copy** when the **optimize=2** or **optimize=max** option has been specified. For any other case, the default for these options is **noconst_copy**.

Remarks: **const** qualified variables in a C++ source file cannot be controlled by this option (constant propagation is always performed).

const_div, noconst_div

Format: const_div

 noconst_div

Description: When **const_div** is specified, divisions and residues of integer constants in the source file are converted into instruction sequences using multiplications.

 When **noconst_div** is specified, divisions and residues of integer constants in the source file are converted into instruction sequences using divisions.

 The default for these options is **const_div** when the **speed** option has been specified and **noconst_div** when the **size** option has been specified.

Remarks: Constant multiplication that can be performed through shift operations and division and residue that can be performed through bitwise AND operations cannot be controlled by the **const_div** and **noconst_div** options.

library

Format: library = { function | intrinsic }

Description: When **library=function** is specified, all library functions are called.

 When **library=intrinsic** is specified, instruction expansion is performed for **abs()**, **fabsf()**, and library functions which can use string manipulation instructions.

 The default for this option is **library=intrinsic**.

scope, noscope

Format: scope

 noscope

Description: When the **scope** option is specified, the optimizing ranges of the large-size function are divided into many sections before compilation.

 When the **noscope** option is specified, the optimizing ranges are not divided before compilation. When the optimizing range is expanded, the object performance is generally improved although the compilation time is delayed. However, if registers are not sufficient, the object performance may be lowered. Use this option at performance tuning because it affects the object performance depending on the program.

 The default for these options is **noscope** when the **optimize=max** option has been specified. For any other case, the default for these options is **scope**.

schedule, noschedule

Format: schedule

 noschedule

Description: When the **schedule** option is specified, instructions are scheduled taking into consideration pipeline processing.

 When the **noschedule** option is specified, instructions are not scheduled. Basically, processing is performed in the same order the instructions have been written in the C/C++ source file.

 The default for these options is **schedule** when the **optimize=2** or **optimize=max** option has been specified. For any other case, the default for these options is **noschedule**.

map, smap, nomap

Format: map[= <file name>]

smap

nomap

Description: These options optimize accesses to global variables.

When the **map** option is specified, a base address is set by using an external symbol-allocation information file created by the optimizing linkage editor, and a code that uses addresses relative to the base address for accesses to global or static variables is generated.

When the **smap** option is specified, a base address is set for global or static variables defined in the file to be compiled, and a code that uses addresses relative to the base address for accesses to those variables is generated.

When accesses to external variables are to be optimized by the **map** option, how the **map** option is used differs according to the specification of the **output** option.

[**output=abs** or **output=mot** is specified]

Specify only **map** (not necessary when **optimize=max** is specified). Compilation and linkage are automatically performed twice, and a code in which the base address is set based on external symbol allocation information is generated.

[**output=obj** is specified]

Compile the source file once without specifying these options, create an external symbol-allocation information file by specifying **map=<file name>** at linkage by the optimizing linkage editor, and then compile the source file again by specifying **map=<file name>** in **ccrx**.

When the **nomap** option is specified, accesses to external variables are not optimized.

The default for these options is **map** when the **optimize=max** option has been specified. For any other case, the default for these options is **nomap**.

Example: <C source file>

```
long A, B, C;
```

```
void func()
{
    A = 1;
    B = 2;
    C = 3;
}
```

<Output code>

(1) When optimization is not performed

```
_func:
    MOV.L    #_A,R4
    MOV.L    #1,[R4]
    MOV.L    #_B,R4
    MOV.L    #2,[R4]
    MOV.L    #_C,R4
    MOV.L    #3,[R4]
```

(2) When optimization is performed

```
_func:
    MOV.L    #_A,R4    ; Sets the address of A as the base address.
    MOV.L    #1,[R4]
    MOV.L    #2,4[R4]  ; Accesses B using the address of A as the base.
    MOV.L    #3,8[R4]  ; Accesses C using the address of A as the base.
```

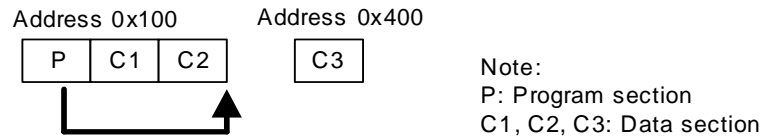
Remarks: When the order of the definitions of global variables or static variables has been changed, a new external symbol-allocation information file must be created. If any option other than the **map** option in the previous compilation differs from the one in the current compilation, or if any contents of a function are changed, correct operation is not guaranteed. In such a case, a new external symbol-allocation information file must be created.

This option is only valid for the compilation of C/C++ source programs. It does not apply to programs that have been compiled with the **output=src** specification or to programs written in assembly language.

When the **map** option and **smap** option are specified simultaneously, the **map** option is valid.

When continuous data sections are allocated after a program section, optimization of external variable accesses may be disabled or may not be performed

sufficiently. For performing optimization to a maximum extent in a case in which multiple sections are allocated continuously, allocate the program section at the end. An example is shown below.



In the above example, section **P** is allocated from address 0x100, sections **C1** and **C2** are allocated immediately after section **P**, and section **C3** is allocated from address 0x400. Since sections **C1** and **C2** are allocated continuously after section **P**, section **P** should be allocated behind section **C2**. Section **C3** is not involved because it is not allocated continuously.

approxdiv

Format: approxdiv

Description: This option converts divisions of floating-point constants into multiplications of the corresponding reciprocals as constants.

To be specific, when there is an expression of (variable ÷ divisor) with the divisor being a constant, a code with the expression converted into (variable × reciprocal of divisor) will be generated.

Remarks: When this option is specified, the execution performance of floating-point constant division will be improved. The precision of operation may, however, be changed, so take care on this point.

enable_register

Format: enable_register

Description: This option allocates preferentially the variables with **register** storage class specification to registers.

Remarks: When the **message** option is specified, if a variable cannot be allocated to a register, the following information message will be output:

```
C0102 (I) Register is not allocated to "variable name" in  
"function name"
```

Note however that this message will not be output if a parameter is not allocated to a register.

simple_float_conv

Format: simple_float_conv

Description: This option omits part of the type conversion processing for the floating type.

When this option is selected, the generation code that performs type conversion of the next floating-point number changes.

- (1) Type conversion from 32-bit floating type to unsigned integer type
- (2) Type conversion from unsigned integer type to 32-bit floating type
- (3) Type conversion from integer type to 64-bit floating type via 32-bit floating type

Remarks: When this option is specified, code performance of the relevant type conversion processing is improved. The conversion result may, however, differ from C/C++ language specifications, so take care on this point.

Example 1: <Type conversion from 32-bit floating type to unsigned integer type>

```
unsigned long func(float f)  
{  
    return ((unsigned long)f);  
}
```

When this option is not specified:

```
_func1:
    MOV.L  R1,R5
    FCMP  #4F000000H,R1
    BLT   L12
    FADD  #0CF800000H,R5
L12:
    FTOI  R5,R1
    RTS
```

When this option is specified:

```
    FTOI  R1,R1
    RTS
```

Example 2: <Type conversion from unsigned integer type to 32-bit floating type>

```
float func2(unsigned long u)
{
    return ((float)u);
}
```

When this option is not specified:

```
_func2:
    BTST  #31,R1
    BEQ   L15
    SHLR  #1,R1,R4
    AND   #1,R1
    OR    R4,R1
    ITOF  R1,R4
    FMUL  #40000000H,R4
    BRA   L16
L15:
    ITOF  R1,R4
L16:
    MOV.L R4,R1
    RTS
```

When this option is specified:

```
    ITOF  R1,R1
    RTS
```


Example 3: <Type conversion from integer type to 64-bit floating type via 32-bit floating type>

Note: Does not apply when the **dbl_size=8** specification is not valid.

```
double func3(long l)
{
    return (double)(float)(double)l;
}
```

When this option is not specified:

```
_func3:
    BSR    __COM_CONV32sd
    BSR    __COM_CONVdF
    BRA    __COM_CONVfd
```

When this option is specified:

```
BRA    __COM_CONV32sd
```

fpu, nofpu

Format: `fpu`

`nofpu`

Description: These options select whether to use **FPU** instructions when generating a code to perform floating-point operations.

When the **fpu** option is specified, a code using **FPU** instructions is generated.

When the **nofpu** option is specified, a code using runtime library calls instead of **FPU** instructions is generated.

The default for these options is **fpu** when **RX600** is selected* as the CPU and **nofpu** when **RX200** is selected* as the CPU.

Note: * This means to be selected by either the **cpu** option or the environment variable **CPU_RX**.

Remarks: For details of the **FPU** instructions, refer to the RX Family Software Manual.

When **RX200** is selected as the CPU, an error will occur if **fpu** is specified.

If **-fpu** is enabled, when an operation is performed to a denormalized number so that the result is the same as the previous one (e.g., 1 is multiplied), the operation result may turn into 0.

Example: If **-fpu -denormalize=on** is enabled, the execution result of the following source code becomes **f = 0.0** or **f = 1E-40**.

```
float func(void)
{
    float f = 1E-40;
    f*=1;
    return f;
}
```

alias

Format: alias = { noansi | ansi }

Description: This option selects whether to perform optimization with consideration for the type of the data indicated by the pointer.

When **alias=ansi** is specified, based on the ANSI standard, optimization considering the type of the data indicated by the pointer is performed. Although the performance of object code is generally better than when **alias=noansi** is specified, the results of execution may differ according to whether **alias=ansi** or **alias=noansi** is specified.

In the same way as in V. 1.00, ANSI-standard based optimization in consideration of the type of data indicated by pointers is not performed when **alias=noansi** is specified.

The default for this option is **alias=noansi**.

Example:

```
long x;
long n;
void func(short * ps)
{
    n = 1;
    *ps = 2;
    x = n;
}
```

[When **alias=noansi** is specified]

Note: The value of **n** is reloaded at (A) since it is regarded that there is a possibility of the value of **n** being rewritten by ***ps = 2**.

```
_func:
    MOV.L    #_n,R4
    MOV.L    #1,[R4]    ; n = 1;
    MOV.W    #2,[R1]    ; *ps = 2;
    MOV.L    [R4],R5    ; (A) n is reloaded
    MOV.L    #_x,R4
    MOV.L    R5,[R4]
    RTS
```

[When **alias=ansi** is specified]

Note: The value used in assignment at **n = 1** is reused at (B) because it is regarded that the value of **n** will not change at ***ps = 2** since ***ps** and **n** have different types.

(If the value of **n** is changed by ***ps = 2**, the result is also changed.)

`_func:`

```
MOV.L    #_n, R4
MOV.L    #1, [R4]    ; n = 1;
MOV.W    #2, [R1]    ; *ps = 2;
MOV.L    #_x, R4
MOV.L    #1, [R4]    ; (B) Value used in assignment at n = 1 is reused
RTS
```

Remarks: When **optimize=0** or **optimize=1** is valid and the **alias** option is specified, the **alias=ansi** specification will be ignored and code will always be generated as if **alias=noansi** has been selected.

float_order

Format: float_order

Description: This option optimizes modification of the operation order in a floating-point expression.

Specifying the **float_order** option generally improves the object performance compared to when not specifying it. However, the accuracy of operations may differ from that when **float_order** is not specified.

Example:

```
float a,b,c;  
f()  
{  
    a = b * 100.0f + c * 100.0f;  
}
```

If the **float_order** option is enabled, the floating-point expression in this example is replaced with an operation expression equivalent to **a = (b + c) * 100.0f**.

Remarks: This option is enabled only when **optimize=2** or **optimize=max** is specified.

This option is ignored when **optimize=0** or **optimize=1** is specified. In such a case, warning C1301(W) is displayed.

2.5 Microcontroller Options

Table 2.9 Microcontroller Options

| No. | Option | Dialog Menu | Description |
|-----|--|---|--|
| 1 | cpu = { rx600 rx200 } | CPU [CPU :] | Generates an instruction code for the RX600 Series. Generates an instruction code for the RX200 Series. |
| 2 | endian = { big <u>little</u> } | CPU [Endian :] | Specifies the endian type for data. Big endian Little endian |
| 3 | round = { zero <u>nearest</u> } | CPU [Details] [Detail] [Round to :] | Rounds to zero. Rounds to nearest. |
| 4 | denormalize = { <u>off</u> on } | CPU [Details] [Detail] [Denormalized number allower as a result :] | Handles denormalized numbers as zeros. Handles denormalized numbers as they are. |
| 5 | dbl_size = { <u>4</u> 8 } | CPU [Details] [Detail] [Precision of double :] [Single precision] [Double precision] | Handles the double type and long double type in single precision. Handles the double type and long double type in double precision. |
| 6 | int_to_short | CPU [Details] [Detail] [Replace from int with short] | Replaces the int type with the short type and the unsigned int type with the unsigned short type. |

| No. | Option | Dialog Menu | Description |
|-----|-----------------------------------|--|--|
| 7 | <code>signed_char</code> | CPU [Details] | Handles the char type as signed char . |
| | <code>unsigned_char</code> | [Detail] [Sign of char :] | Handles the char type as unsigned char . |
| 8 | <code>signed_bitfield</code> | CPU [Details] | The sign of a bit-field is interpreted as signed . |
| | <code>unsigned_bitfield</code> | [Detail] [Sign of bit field :] | The sign of a bit-field is interpreted as unsigned . |
| 9 | <code>auto_enum</code> | CPU [Details] [Detail] [enum size is made the smallest] | Automatically selects the enumeration type size. |
| 10 | <code>bit_order = { left </code> | CPU [Details] | Stores bit-field members from the left. |
| | <code>right }</code> | [Detail] [Bit field order :] [Upper_bit] [Lower_bit] | Stores bit-field members from the right. |
| 11 | <code>pack</code> | CPU [Details] [Detail] | Assumes the boundary alignment value for structure members is 1. |
| | <code>unpack</code> | [Pack struct, union and class] | Follows the boundary alignment. |
| 12 | <code>exception</code> | CPU [Details] | Enables the exception handling function. |
| | <code>noexception</code> | [Detail] [Use try, throw and catch of C++] | Disables the exception handling function. |

| No. | Option | Dialog Menu | Description |
|-----|---|---|--|
| 13 | rtti= { on <u>off</u> } | CPU [Details] [Detail] [Use dynamic_cast and typeid of C++] | Enables dynamic_cast and typeid . Disables dynamic_cast and typeid . |
| 14 | fint_register = { <u>0</u> 1 2 3 4 } | CPU [Fast interrupt vector register :] [None] [R13] [R12,R13] [R11,R12,R13] [R10,R11,R12,R13] | Specifies the general registers used only in fast interrupt functions. No registers are used only for fast interrupts. R13 is used only for fast interrupts. R13 and R12 are used only for fast interrupts. R13 to R11 are used only for fast interrupts. R13 to R10 are used only for fast interrupts. |
| 15 | branch = { 16 <u>24</u> 32 } | CPU [Details] [Detail] [Width of divergence of function :] | Guarantees the branch width size is within 16 bits. Guarantees the branch width size is within 24 bits. Does not limit the branch width size. |
| 16 | base = { rom = <register> ram= <register> <address value> = <register> } | CPU [Base register :] | Specifies the base register for ROM. Specifies the base register for RAM. Specifies the base register that sets the address value. |
| 17 | patch = { rx610 } | CPU [Changes code generation :] | Avoids a problem specific to the CPU type. The MVTIPL instruction should not be generated (for RX610 Group). |

| No. | Option | Dialog Menu | Description |
|-----|-----------------------------|---|--|
| 18 | pic | CPU [Details...] [PIC/PID] [Generate the code section as a position-independent code] | Enables the PIC function. |
| 19 | pid = { 16 32 } | CPU [Details...] [PIC/PID] [Generate the data section as a position-independent data] [Offset width:] [16bits] [32bits] | Enables the PID function. 16-bit (64 Kbytes to 256 Kbytes) addressing mode is supported 32-bit (4 Gbytes) addressing mode is supported |
| 20 | nouse_pid_register | CPU [Details...] [PIC/PID] [No use the register for PID] | Does not use the PID register for code generation. |
| 21 | save_acc | CPU [Details...] [Detail] [The saved and restored code of the accumulator] | Saves and restores ACC using the interrupt function. |

cpu

Format: cpu={ rx600 | rx200 }

Description: This option specifies the microcontroller type for the instruction code to be generated.

When **cpu=rx600** is specified, an instruction code for the RX600 Series is generated.

When **cpu=rx200** is specified, an instruction code for the RX200 Series is generated.

Remarks: When **cpu=rx200** is specified, the **nofpu** option is automatically selected.

cpu=rx200 and the **fpu** option cannot be specified at the same time.

When **cpu=rx600** is specified while neither the **nofpu** option nor the **fpu** option has been specified, the **fpu** option is automatically selected.

endian

Format: endian={ big | little }

Description: When **endian=big** is specified, data bytes are arranged in big endian.

When **endian=little** is specified, data bytes are arranged in little endian.

The endian type can also be specified by the **#pragma endian** extension. If both this option and a **#pragma** extension are specified, the **#pragma** specification takes priority.

The default for this option is **endian=little**.

round

Format: round={ zero | nearest }

Description: This option specifies the rounding method for floating-point constant operations.

When **round=zero** is specified, values are rounded to zero.

When **round=nearest** is specified, values are rounded to the nearest value.

The default for this option is **round=nearest**.

Remarks: This option does not affect the method of rounding for floating-point operations during program execution.

The default selection of this option does not affect the selection of the **fpu** and **nofpu** options.

denormalize

Format: denormalize={ off | on }

Description: This option specifies the operation when denormalized numbers are used to describe floating-point constants.

When **denormalize=off** is specified, denormalized numbers are handled as zero.

When **denormalize=on** is specified, denormalized numbers are handled as they are.

The default for this option is **denormalize=off**.

Remarks: This option does not affect the handling of denormalized numbers in floating-point operations during program execution.

This option is not automatically enabled by the selection of the **fpu** and **nofpu** options.

dbl_size

Format: `dbl_size={ 4 | 8 }`

Description: This option specifies the precision of the **double** type and **long double** type.

When **dbl_size=4** is specified, the **double** type and **long double** type are handled as the single-precision floating type (4 bytes).

When **dbl_size=8** is specified, the **double** type and **long double** type are handled as the double-precision floating type (8 bytes).

The default for this option is **dbl_size=4**.

Remarks: When **dbl_size=4** is selected, among the standard functions, the **mathf.h** and **math.h** functions having the same specifications as each other (e.g., **sqrtf** and **sqrt**) are integrated to configure a standard library. Because of this, phenomena, such as the following example will occur when **dbl_size=4** is selected. When the RX simulator or emulator traces (single-step execution) the calling of **sqrtf** which is a **mathf.h** header function, it appears as if not **sqrtf** but **sqrt**, which is a **math.h** header function with the same specifications, has been called.

int_to_short

Format: `int_to_short`

Description: Before compilation, the **int** type is replaced with the **short** type and the **unsigned int** type is replaced with the **unsigned short** type in the source file.

Remarks: **INT_MAX**, **INT_MIN**, and **UINT_MAX** of **limits.h** are not converted by this option.

This option is invalid during C++ and EC++ program compilation. If an external name of a C program may be referred to by a C++, EC++ program, message C1804(W) will be output for the external name.

When the **int_to_short** option is specified and a file including a C standard header is compiled as C++ or EC++, the compiler may show the C1804(W) message. In this case, simply ignore the message because it does not indicate a problem.

Data that are shared between C and C++ (EC++) programs must be declared as the **long** or **short** type rather than as the **int** type.

signed_char, unsigned_char

Format: `signed_char`

`unsigned_char`

Description: These options specify the sign of the **char** type with no sign specification.

 When **signed_char** is specified, the value is handled as the **signed char** type.

 When **unsigned_char** is specified, the value is handled as the **unsigned char** type.

 The default for these options is **unsigned_char**.

Remarks: The bit-field members of the **char** type are not controlled by this option; control them using the **signed_bitfield** and **unsigned_bitfield** options.

signed_bitfield, unsigned_bitfield

Format: signed_bitfield

unsigned_bitfield

Description: These options specify the sign of the bit-field type with no sign specification.

When **signed_bitfield** is specified, the value is handled as **signed**.

When **unsigned_bitfield** is specified, the value is handled as **unsigned**.

The default for these options is **unsigned_bitfield**.

auto_enum

Format: auto_enum

Description: This option processes the enumerated data qualified by **enum** as the minimum data type with which the enumeration value can fit in.

The default for this option is to process the enumeration type size as the **signed long** type.

The possible enumeration values correspond to the data types as shown in the following table.

Table 2.10 Correspondences between Possible Enumeration Values and Data Types

| Enumerator | | Data Type |
|------------------|------------------|----------------|
| Minimum Value | Maximum Value | |
| -128 | 127 | signed char |
| 0 | 255 | unsigned char |
| -32768 | 32767 | signed short |
| 0 | 65535 | unsigned short |
| Other than above | Other than above | signed long |

bit_order

Format: bit_order = { left | right }

Description: This option specifies the order of bit-field members.

When **bit_order=left** is specified, members are allocated from the upper bit.

When **bit_order=right** is specified, members are allocated from the lower bit.

The order of bit-field members can also be specified by the **#pragma bit_order** extension. If both this option and a **#pragma** extension are specified, the **#pragma** specification takes priority.

The default for this option is **bit_order=right**.

pack, unpack

Format: pack

unpack

Description: These options specify the boundary alignment value for structure members and class members.

The boundary alignment value for structure members can also be specified by the **#pragma pack** extension. If both this option and a **#pragma** extension are specified, the **#pragma** specification takes priority. The boundary alignment value for structures and classes equals the maximum boundary alignment value for members.

The default for these options is **unpack**.

Remarks: The boundary alignment values for structure members and class members when these options are specified are shown in the following table.

Table 2.11 Boundary Alignment Values for Structure Members and Class Members When pack/unpack Option is Specified

| Member Type | pack | unpack | Not Specified |
|---|------|--------|---------------|
| (signed) char | 1 | 1 | 1 |
| (unsigned) short | 1 | 2 | 2 |
| (unsigned) int*, (unsigned) long, (unsigned) long long, floating type, and pointer type | 1 | 4 | 4 |

Note: * Becomes the same as **short** when the **int_to_short** option is specified.

exception, noexception

Format: exception

noexception

Description: When the **exception** option is specified, the C++ exceptional handling function (**try**, **catch**, **throw**) is enabled.

When the **noexception** option is specified, the C++ exceptional handling function (**try**, **catch**, **throw**) is disabled.

The default for these options is **noexception**.

Remarks: In order to use the C++ exceptional handling function among files, perform the following:

- (1) Specify **rtti=on**.
- (2) Do not specify the **noprelink** option in the optimizing linkage editor.

The **exception** option can be specified only at C++ compilation. The **exception** option cannot be specified when **lang=cpp** has not been specified and the input file extension is **.c** or **.p**. If specified, an error will occur.

rtti

Format: rtti={ on | off }

Description: This option enables or disables runtime type information.

When **rtti=on** is specified, **dynamic_cast** and **typeid** are enabled.

When **rtti=off** is specified, **dynamic_cast** and **typeid** are disabled.

The default for this option is **rtti=off**.

Remarks: Do not define relocatable files (**.obj**) that were created by this option in a library, and do not output files in the relocatable format (**.rel**) through the optimizing linkage editor. A symbol double definition error or symbol undefined error may occur.

rtti=on can be specified only at C++ compilation. **rtti=on** cannot be specified when **lang=cpp** has not been specified and the input file extension is **.c** or **.p**. If specified, an error will occur.

fint_register

Format: fint_register = { 0 | 1 | 2 | 3 | 4 }

Description: This option specifies the general registers which are to be used only in fast interrupt functions (functions that have the fast interrupt setting (**fint**) in their interrupt specification defined by **#pragma interrupt**). The specified registers cannot be used in functions other than the fast interrupt functions. Since the general registers specified by this option can be used without being saved or restored in fast interrupt functions, the execution speed of fast interrupt functions will most likely be improved. Then again, since the number of usable general registers in other functions is reduced, the efficiency of register allocation in the entire program is degraded.

The options correspond to the registers as shown in the following table.

Table 2.12 Correspondences between Options and Registers

| Option | Registers for Fast Interrupts Only |
|-----------------|---|
| fint_register=0 | None |
| fint_register=1 | R13 |
| fint_register=2 | R12, R13 |
| fint_register=3 | R11, R12, R13 |
| fint_register=4 | R10, R11, R12, R13 |

The default for this option is **fint_register=0**.

Remarks: Correct operation is not guaranteed when a register specified by this option is used in a function other than the fast interrupt functions. If a register specified by this option has been specified by the **base** option, an error will occur.

branch

Format: branch = { 16 | 24 | 32 }

Description: This option specifies the branch width.

When **branch=16** is specified, the program is compiled with a branch width within 16 bits.

When **branch=24** is specified, the program is compiled with a branch width within 24 bits.

When **branch=32** is specified, the branch width is not specified.

The default for this option is **branch=24**.

base

Format: base = { rom=<register>
 | ram=<register>
 | <address value> = <register> }

 <register>:= {R8 to R13}

Description: This option specifies the general register used as a fixed base address throughout the program.

When **base=rom=<register A>** is specified, accesses to **const** variables are all performed relative to the specified register A. Note that the total size of the constant area section must be within 64 Kbytes to 256 Kbytes*.

When **base=ram=<register B>** is specified, accesses to initialized variables and uninitialized variables are all performed relative to the specified register B. Note that the total RAM data size must be within 64 Kbytes to 256 Kbytes*.

When **<address value>=<register C>** is specified, accesses to an area within 64 Kbytes to 256 Kbytes* from the address value are performed relative to the specified register C.

Note: * This value is in the range from 64 to 256 Kbytes and depends on the total size of variables to be accessed.

Remarks: The same register cannot be specified for different areas.

Only a single register can be specified for each area. If a register specified by the **fint_register** option is specified by this option, an error will occur.

When the **pid** option is selected, **base=rom=<register>** cannot be selected. If selected, message C1801(W) is output as a warning and the selection of **base=rom=<register>** is disabled.

patch

Format: patch = { rx610 }

Description: This option is used to avoid a problem specific to the CPU type.

When **-patch=rx610** is specified, the **MVTIPL** instruction which causes a problem in the RX610 Group is not used in the generated code. Unless **-patch=rx610** is specified, the code generated in response to the call by the intrinsic function **set_ipl** will contain the **MVTIPL** instruction.

pic

Format: pic

Description: This option generates code with the program section as PIC (position independent code).

In PIC, all function calls are performed with **BSR** or **BRA** instructions. When acquiring the address of a function, a relative address from the PC should be used. This allows PIC to be located at a desired address after linkage.

Examples: <Example 1> Calling a function (only for **branch=32**)

```
void func()  
{  
    sub();  
}
```

[Without **-pic**]

```
_func:  
    MOV.L    #_sub,R14  
    JMP     R14
```

[With **-pic**]

```
_func:  
    MOV.L    #_sub-L11,R14  
L11:  
    BRA     R14
```

<Example 2> Acquiring a function address

```
void func1(void);  
void (*f_ptr)(void);  
void func2(void)  
{  
    f_ptr = func1;  
}
```

[Without **-pic**]

```
_func2:  
    MOV.L    #f_ptr,R4  
    MOV.L    #func1,[R4]  
    RTS
```

[With **-pic**]

```
_func2:  
    MOV.L    #f_ptr,R4  
L11:  
    MVFC    PC,R14  
    ADD     #func1-L11,R14  
    MOV.L    R14,[R4]  
    RTS
```

Remarks: In C++ or EC++ compilation, the **pic** option cannot be selected. If selected, message C1801(W) is output as a warning and the selection of the **pic** option is disabled.

The address of a function which is PIC should not be used in the initialization expression used for static initialization. If used, error C6698(E) will occur.

<Example of using a PIC address for static initialization>

```
void pic_func1(void), pic_func2(int), pic_func3(int);
    /* Becomes PIC */
void (*fptrl_for_pic) = pic_func1;
    /* Uses PIC address in static initialization: Error */
struct PIC_funcs{ int code; void (*fptr)(int); };
struct PIC_funcs pic_funcs[] = {
    { 2, pic_func2 },
    /* Uses PIC address in static initialization: Error */
    { 3, pic_func3 },
    /* Uses PIC address in static initialization: Error */
};
```

When creating a code for startup of the application program using the PIC function, refer to section 8.4.7, Application Startup, instead of section 8.3, Startup.

For the PIC function, also refer to section 8.4, Usage of PIC/PID Function.

pid

Format: pid[={ 16 | 32 }]

Description: The constant area sections **C**, **C_2**, and **C_1**, the literal section **L**, and the **switch** statement branch table sections **W**, **W_2**, and **W_1** are handled as PID (position independent data).

PID can be accessed through a relative address from the PID register. This allows PID to be located at a desired address after linkage.

A single general register is used to implement the PID function.

<PID register>

Based on the rules in the following table, one register from among R9 to R13 is selected according to the specification of the **fint_register** option. If the **fint_register** option is not specified, R13 is selected.

Table 2.13 Correspondences between `fint_register` Options and PID Registers

| fint_register Option | PID Register |
|---------------------------------------|---------------------|
| No fint_register specification | R13 |
| <code>fint_register = 0</code> | |
| <code>fint_register = 1</code> | R12 |
| <code>fint_register = 2</code> | R11 |
| <code>fint_register = 3</code> | R10 |
| <code>fint_register = 4</code> | R9 |

The PID register can be used only for the purpose of PID access.

<Parameters>

The parameter selects the maximum bit width of the offset when accessing the constant area section from the PID register as 16 bits or 32 bits.

The default for this option when the offset width is omitted is **pid=16**. When **pid=16** is specified, the size of the constant area section that can be accessed by the PID register is limited to 64 Kbytes to 256 Kbytes (varies depending on the access width). When **pid=32** is specified, there is no limitation of the size of the constant area section that can be accessed by the PID register, but the size of the code accessing PID is increased.

Note that when **pid=32** and the **map** option with valid external symbol-allocation information are specified at the same time, the allocation information causes code the same as if **pid=16** was specified to be generated if access by the PID register is possible.

Examples:

<Example 1> Accessing an externally referenced symbol that is **const** qualified

```
extern const int pid;
int work;
void func1()
{
    work = pid;
}
```

[Without **-pid**]

```

_func1:
    MOV.L    #_pid,R4
    MOV.L    [R4],R5
    MOV.L    #_work,R4
    MOV.L    R5,[R4]
    RTS
  
```

[With **-pid=16**] (only when the PID register is R13)

```

_func1:
    MOV.L    _pid-__PID_TOP:16[R13],R5
    MOV.L    #_work,R4
    MOV.L    R5,[R4]
    RTS
    .glob   __PID_TOP
  
```

[With **-pid=32**] (only when the PID register is R13)

```

_func1:
    ADD     #(_pid-__PID_TOP),R13,R6
    MOV.L   [R6],R5
    MOV.L   #_work,R4
    MOV.L   R5,[R4]
    RTS
    .glob   __PID_TOP
  
```

<Example 2> Acquiring the address of an externally defined symbol that is **const** qualified

```

extern const int pid = 1000;
const int *ptr;
void func2()
{
    ptr = &pid;
}
  
```

[Without **-pid**]

```

_func2:
    MOV.L    #_ptr,R4
    MOV.L    #_pid,[R4]
    RTS
  
```


[With **-pid**] (only when the PID register is R13)

```
_func2:
    ADD        #(_pid-__PID_TOP),R13,R5
    MOV.L     #_ptr,R4
    MOV.L     R5,[R4]
    RTS
    .glob    __PID_TOP
```

Remarks: The address of an area which is PID should not be used in the initialization expression used for static initialization. If used, error C6699(E) will occur.

<Example of using a PID address for static initialization>

```
extern const int pid_data1;
    /* Becomes PID */
const int *ptr1_for_pid = &pid_data1;
    /* Uses PID address in static initialization: Error */
const int pid_data4[] = {1,2,3,4};
    /* Becomes PID */
const int *ptr2_for_pid = pid_data4;
    /* Uses PID address in static initialization: Error */
```

When creating a code for startup of the application program using the PID function, refer to section 8.4.7, Application Startup, instead of section 8.3, Startup.

When the **pid** option is selected, the same external variables in different files all have to be **const** qualified. This is because the **pid** option is used to specify **const** qualified variables as PID. The **pid** option (PID function) should not be used when there may be an external variable that is not **const** qualified.

If the **map=<file name>** option is enabled while the **pid** option is selected, warning C1805(W) or C1806(W) may be output when there is an externally referenced variable that is not **const** qualified but used in different files as the same external variable. C1805(W) is output when an externally referenced variable that is **const** qualified is not in the constant area. C1806(W) is output when an externally referenced variable that is not **const** qualified is in the constant area. In either case, the displayed variable is handled as PID.

In C++ or EC++ compilation, the **pid** option cannot be selected. If selected, message C1801(W) is output as a warning and the selection of the **pid** option is disabled.

When the **pid** option is selected, **base=rom=<register>** cannot be selected. If selected, message C1801(W) is output as a warning and the selection of **base=rom=<register>** is disabled.

If a PID register selected by the **pid** option is also specified by the **base** option, error C2028(E) will occur.

If the **pid** option and **nouse_pid_register** option are selected simultaneously, error C3305(F) will occur.

For details of the application and PID function, refer to section 8.4, Usage of PIC/PID Function.

nouse_pid_register

Format: nouse_pid_register

Description: This option generates code without using the PID register. For more on the PID register, refer to the description of the **pid** option.

A master program called by an application program in which the PID function is enabled needs to be compiled with this option. At this time, if the **fint_register** option is selected in the application program, the same parameter **fint_register** should also be selected in the master program.

Note that selecting this option does not enable the PID function.

Remarks: If the **nouse_pid_register** option and **pid** option are selected simultaneously, error C3305(F) will occur.

If a register specified by the **nouse_pid_register** option is also specified by the **base** option, error C2028(E) will occur.

For details of the master program, application program, and PID function, refer to section 8.4, Usage of PIC/PID Function.

save_acc

Format: save_acc

Description: This option generates the saved and restored code of the accumulator (**ACC**) for interrupt functions.

Remarks: The generated saved and restored code is the same code generated when **acc** is selected in **#pragma interrupt**. For the actual saved and restored code, refer to the description of **acc** and **no_acc** in **#pragma interrupt** of section 9.2.1, **#pragma Extension Specifiers and Keywords**.

2.6 Assemble and Linkage Options

Table 2.14 Assemble and Linkage Options

| No. | Option | Dialog Menu | Description |
|-----|--|-------------|---|
| 1 | asmcmd=<file name> | — | Specifies the asrx options with a subcommand file. |
| 2 | lnkcmd=<file name> | — | Specifies the optlnk options with a subcommand file. |
| 3 | asmopt=["]<assembler option> [Δ<assembler option>...]["] | — | Specifies the asrx options. |
| 4 | lnkopt=["]<linkage option> [Δ<linkage option>...]["] | — | Specifies the optlnk options. |

asmcmd

Format: asmcmd=<file name>

Description: This option specifies the assembler options to pass to **asrx** with a subcommand file.

Example: ccrx -cpu=rx600 -asmcmd=file.sub sample.c
 The above description has the same meaning as the following two command lines:
 ccrx -cpu=rx600 -output=src sample.c
 asrx -cpu=rx600 -subcommand=file.sub sample.src

Remarks: If this option is specified for more than one time, all specified subcommand files are valid.

lnkcmd

Format: lnkcmd=<file name>

Description: This option specifies the linkage options to pass to **optlnk** with a subcommand file.

Example:

```
ccrx -cpu=rx600 -output=abs=tp.abs -lnkcmd=file.sub tp1.c tp2.c
```

The above description has the same meaning as the following three command lines:

```
ccrx -cpu=rx600 -output=src tp1.c tp2.c
asrx -cpu=rx600 tp1.src tp2.src
optlnk -subcommand=file.sub -form=abs -output=tp tp1.obj tp2.obj
```

Remarks: If this option is specified for more than one time, all specified subcommand files are valid.

asmopt

Format: asmopt=["<assembler option>[Δ<assembler option>...]]["]

Description: This option specifies the assembler options to pass to **asrx** with a string.

Multiple options can be specified by enclosing them with double-quote marks (").

Example:

```
ccrx -cpu=rx600 -asmopt="-chkpm" sample.c
```

The above description has the same meaning as the following two command lines:

```
ccrx -cpu=rx600 -output=src sample.c
asrx -cpu=rx600 -chkpm sample.src
```

Remarks: If this option is specified for more than one time, all specified assembler options are valid.

lnkopt

Format: `lnkopt=["<linkage option>[Δ<linkage option>...]"`

Description: This option specifies the linkage options to pass to **optlnk** with a string.
Multiple options can be specified by enclosing them with double-quote marks (").

Example:
`ccrx -cpu=rx600 -output=abs=tp.abs -lnkopt=
"-start=P,C,D/100,B/8000" tp1.c tp2.c`

The above description has the same meaning as the following three command lines:

```
ccrx -cpu=rx600 -output=src tp1.c tp2.c  
asrx -cpu=rx600 tp1.src tp2.src  
optlnk -start=P,C,D/100,B/8000 -form=abs -output=tp tp1.obj tp2.obj
```

Remarks: If this option is specified for more than one time, all specified linkage options are valid.

2.7 Other Options

Table 2.15 Other Options

| No. | Option | Dialog Menu | Description |
|-----|---|---|---|
| 1 | <u>l</u> ogo nologo | — (nologo is always valid) | Outputs the copyright. Disables output of the copyright. |
| 2 | euc <u>s</u> jis latin1 utf8 | C/C++ <Source> [Show entries for:] [Source file] [Input character code:] | Specifies the character code of an input program. EUC code SJIS code ISO-Latin1 code UTF-8 code |
| 3 | outcode = { euc <u>s</u> jis utf8 } | C/C++ <Object> [Output character code:] | Specifies the character code of an output assembly-language file. EUC code SJIS code UTF-8 code |
| 4 | subcommand = <file name> | — | Includes command options from a file specified by <file name>. |

logo, nologo

Format: logo
 nologo

Description: These options control the copyright output.

 When the **logo** option is specified, the copyright notice is output.

 When the **nologo** option is specified, output of the copyright notice is disabled.

 The default for these options is **logo**.

euc, sjis, latin1, utf8

Format: euc
 sjis
 latin1
 utf8

Description: Each option specifies the character code to handle the characters in strings, character constants, and comments.

 The options correspond to the character codes as shown in the following table.

 The default for these options is **sjis**.

Table 2.16 Correspondences between Options and Character Codes (euc, sjis, latin1, utf8)

| Option | Character Code |
|---------------|-----------------------|
| euc | EUC code |
| <u>sjis</u> | SJIS code |
| latin1 | ISO-Latin1 code |
| utf8 | UTF-8 code |

Remarks: The **utf8** option is valid only when the **lang=c99** option has been specified.

outcode

Format: outcode = { euc | sjis | utf8 }

Description: This option specifies the character code to output characters in strings and character constants.

The options correspond to the character codes as shown in the following table.

The default for this option is **outcode=sjis**.

Table 2.17 Correspondences between Options and Character Codes (outcode)

| Option | Character Code |
|-------------|----------------|
| euc | EUC code |
| <u>sjis</u> | SJIS code |
| utf8 | UTF-8 code |

Remarks: The **utf8** option is valid only when the **lang=c99** option has been specified.

subcommand

Format: subcommand=<subcommand file name>

Description: When the **subcommand** option is specified, the compiler options specified in a subcommand file are used at compiler startup. Specify options in a subcommand file in the same format as in the command line.

Remarks: If this option is specified for more than one time, all specified subcommand files are valid.

Section 3 Library Generator Options

3.1 Library Generator Options

Table 3.1 Library Generator Options

| No. | Option | Dialog Menu | Description |
|-----|---|---|--|
| 1 | head=<sub>[,...] <sub>:{ all runtime ctype math mathf stdarg stdio stdlib string ios new complex cppstring c99_complex fenv inttypes wchar wctype } | Standard Library <Standard Library> [Category:] | Specifies a configuration library. All library functions and runtime library Runtime library ctype.h (C89/C99) and runtime library math.h (C89/C99) and runtime library mathf.h (C89/C99) and runtime library stdarg.h (C89/C99) and runtime library stdio.h (C89/C99) and runtime library stdlib.h (C89/C99) and runtime library string.h (C89/C99) and runtime library ios (EC++) and runtime library new (EC++) and runtime library complex (EC++) and runtime library string (EC++) and runtime library complex.h (C99) and runtime library fenv.h (C99) and runtime library inttypes.h (C99) and runtime library wchar.h (C99) and runtime library wctype.h (C99) and runtime library |
| 2 | output = <file name> | Standard Library <Object> [Output file path:] | Specifies an output library file name. |
| 3 | nofloat | Standard Library <Object> [I/O functions:] [The functional cutdown version 1] | Creates a simple I/O function. |

| No. | Option | Dialog Menu | Description |
|-----|------------------------------|---|--|
| 4 | reent | Standard Library <Object> [Generate reentrant library] | Creates a reentrant library. |
| 5 | lang = { <u>c</u> c99 } | Standard Library <Standard Library> [Library configuration:] [C(C89)] [C99] | Selects the set of functions available from the C standard library. |
| 6 | simple_stdio | Standard Library <Object> [I/O functions:] [The functional cutdown version 2] | Creates a functionally cut down version of the set of I/O functions. |
| 7 | <u>logo</u> nologo | - (nologo is always valid) | Outputs the copyright. Disables output of the copyright. |

head

Format: head=<sub>[,...]

```
<sub>:{ all
      | runtime | ctype | math | mathf | stdarg | stdio | stdlib | string | ios | new
      | complex | cppstring | c99_complex | fenv | inttypes | wchar | wctype
      }
```

Description: This option specifies a configuration file with a header file name.

When **head=all** is specified, all header file names will be configured.

The runtime library is always configured.

The default for this option is **head=all**.

output

Format: output=<file name>

Description: This option specifies an output file name.

The default for this option is **output=stdlib.lib**.

nofloat

Format: nofloat

Description: This option creates simple I/O functions that do not support the conversion of floating-point numbers (%f, %e, %E, %g, %G).

When inputting or outputting files that do not require the conversion of floating-point numbers, ROM can be saved.

Target functions: fprintf, fscanf, printf, scanf, sprintf, sscanf, vfprintf, vprintf, and vsprintf

Remarks: In a library created with this option specified, correct operation cannot be guaranteed when floating-point numbers are input to or output from the target functions.

reent

Format: reent

Description: This option creates reentrant libraries. Note that the **rand** and **srand** functions are not reentrant libraries.

Remarks: When reentrant libraries are linked, use **#define** to define the macro name of **_REENTRANT** before including standard include files in the program or use the **define** option to define **_REENTRANT** at compilation.

lang

Format: lang = { `c` | `c99` }

Description: This option selects which functions are to be usable in the C standard library.

When **lang=c** is specified, only the functions conforming to the **C89** standard are included in the C standard library, and the extended functions of the **C99** standard are not included. When **lang=c99** is specified, the functions conforming to the **C89** standard and the functions conforming to the **C99** standard are included in the C standard library.

The default for this option is **lang=c**.

Remarks: There are no changes in the functions included in the C++ and EC++ standard libraries.

When **lang=c99** is specified, all functions including those specified by the **C99** standard can be used. Since the number of available functions is greater than when **lang=c** is specified, however, generating a library may take a long time.

simple_stdio

Format: simple_stdio

Description: This option creates a functional cutdown version of I/O functions.

The functional cutdown version does not include the conversion of floating-point numbers (same as the function not supported with the **nofloat** option), the conversion of **long long** type, and the conversion of 2-byte code. When inputting or outputting files that do not require these functions, ROM can be saved.

Target functions: `fprintf`, `fscanf`, `printf`, `scanf`, `sprintf`, `sscanf`, `vfprintf`, `vprintf`, and `vsprintf`

Remarks: In a library created with this option specified, correct operation cannot be guaranteed when a cutdown function is used in the target functions.

This function is disabled during C++ and EC++ program compilation.

logo, nologo

Format: logo
 nologo

Description: These options control the copyright output.

When the **logo** option is specified, the copyright notice is output.

When the **nologo** option is specified, output of the copyright notice is disabled.

The default for these options is **logo**.

3.2 Compiler Options that Become Invalid

In addition to the options in section 3.1, Library Generator Options, the C/C++ compiler options can be specified in the library generator as options used for library compilation. However, the options listed below are invalid; they are not selected at library compilation.

Table 3.2 Invalid Options

| No. | Options that Become Invalid | Conditions for Invalidation | Option Selected at Library Configuration When Made Invalid |
|-----|--------------------------------|-----------------------------|--|
| 1 | lang | Always invalid | None |
| 2 | include | Always invalid | None |
| 3 | define | Always invalid | None |
| 4 | undefined | Always invalid | None |
| 5 | message nomessage | Always invalid | nomessage |
| 6 | change_message | Always invalid | None |
| 7 | file_inline_path | Always invalid | None |
| 8 | comment | Always invalid | None |
| 9 | check | Always invalid | None |
| 10 | output | Always invalid | output=obj |
| 11 | noline | Always invalid | None |
| 12 | debug nodebug | Always invalid | nodebug |
| 13 | object noobject | Always invalid | None |
| 14 | listfile nolistfile show | Always invalid | nolistfile |
| 15 | file_inline | Always invalid | None |
| 16 | asmcmd | Always invalid | None |
| 17 | lnkcmd | Always invalid | None |
| 18 | asmopt | Always invalid | None |

| No. | Options that Become Invalid | Conditions for Invalidation | Option Selected at Library Configuration When Made Invalid |
|-----|-------------------------------|---|--|
| 19 | lnkopt | Always invalid | None |
| 20 | logo nologo | Always invalid | nologo |
| 21 | euc sjis latin1 utf8 | Always invalid | None |
| 22 | outcode | Always invalid | None |
| 23 | subcommand | Always invalid | None |
| 24 | alias | Always invalid | alias=noansi |
| 25 | pic pid | lang=cpp or at C++ source compilation* | None |

Note: * Warning C1801(W) is output.

Section 4 Assembler Options

4.1 Source Options

Table 4.1 Source Options

| No. | Option | Dialog Menu | Description |
|-----|---|--|--|
| 1 | include=<path name>[,...] | Assembly <Source> [Show entries for:] [Include file directories] | Specifies the name of the path to the folder that stores the include file. |
| 2 | define=<sub>[,...] <sub>: <replacing symbol name> =<string> | Assembly <Source> [Show entries for:] [Defines] | Defines <string> as <replacing symbol name>. |
| 3 | chkpm | Assembly <Other> [Miscellaneous options:] | Checks for a privileged instruction. |
| 4 | chkfpu | Assembly <Other> [Miscellaneous options:] | Checks for a floating-point operation instruction. |
| 5 | chkdsp | Assembly <Other> [Miscellaneous options:] | Checks for a DSP instruction. |

include

Format: include=<path name>[,...]

Description: This option specifies the name of the path to the folder that stores the include file.

Multiple path names can be specified by separating them with a comma (,).

The include file is searched for in the order of the current folder, the folders specified by the **include** option, and the folders specified by environment variable **INC_RXA**.

Example: `asrx -include=c:\usr\inc,c:\usr\src test.src`
 Folders **c:\usr\inc** and **c:\usr\src** are searched for the include file.

define

Format: define=<sub>[,...]

 <sub>: <replacing symbol name> = <string>

Description: This option replaces the replacing symbol name with the specified string.
(This provides the same function as writing the **.DEFINE** directive at the beginning of the source file.)

Remarks: **.DEFINE** takes priority over the **define** option if both are specified.

chkpm

Format: chkpm

Description: This option outputs warning A1011 when a privileged instruction is used in the source file.

Remarks: For details of the privileged instructions, refer to the RX Family Software Manual.

chkfpu

Format: chkfpu

Description: This option outputs warning A1012 when a floating-point operation instruction is used in the source file.

Remarks: For details of the floating-point operation instructions, refer to the RX Family Software Manual.

chkdsp

Format: chkdsp

Description: This option outputs warning A1013 when a DSP instruction is used in the source file.

Remarks: For details of the DSP instructions, refer to the RX Family Software Manual.

4.2 Object Options

Table 4.2 Object Options

| No. | Option | Dialog Menu | Description |
|-----|-------------------------------|---|--|
| 1 | output= <output file name> | Assembly <Object> [Output directory] | Specifies the relocatable file name. |
| 2 | debug <u>nodebug</u> | Assembly <Object> [Generate debug information] | Outputs debugging information. Does not output debugging information. |
| 3 | goptimize | Assembly <Object> [Inter-module optimization] | Outputs additional information for inter-module optimization. |

output

Format: output=<output file name>

Description: This option specifies the name of the relocatable file to be output.

When the specified output file name does not have an extension, the file name appended with extension **.obj** is used for the output relocatable file name. When it has an extension, the extension is replaced with **.obj**.

If this option is not specified, the source file name with the extension replaced with **.obj** is used as the output relocatable file name.

debug, nodebug

Format: debug

nodebug

Description: When the **debug** option is specified, debugging information is output to the relocatable file.

 When the **nodebug** option is specified, no debugging information is output.

 The default for this option is **nodebug**.

goptimize

Format: goptimize

Description: This option outputs the additional information for the inter-module optimization.

 At linkage, inter-module optimization is applied to the file specified with this option.

4.3 List Options

Table 4.3 List Options

| No. | Option | Dialog Menu | Description |
|-----|--|----------------------|--|
| 1 | listfile[=<file name>] | Assembly <List> | Outputs a source list file. |
| | <u>nolistfile</u> | [Generate list file] | Does not output a source list file. |
| 2 | show = <sub>[,...] <sub>: { conditionals definitions expansions } | Assembly <List> | Specifies the contents of the output source list file. |
| | | [Generate list file] | |
| | | [Source program:] | Outputs the statements unsatisfied in conditional assembly. |
| | | | Outputs the information before replacement specified with .DEFINE . |
| | Outputs the macro expansion statements. | | |

listfile, nolistfile

Format: listfile[=<file name>]

nolistfile

Description: These options specify whether to output a source list file.

When the **listfile** option is specified, a source list file is output. The name of the file can also be specified.

When the **nolistfile** option is specified, no source list file is output.

<file name> should be specified according to the rules described in section 7.1, Naming Files.

If <file name> is not specified in the **listfile** option, the source file name with the extension replaced with **.lst** is used as the source list file name.

The default for this option is **nolistfile**.

show

Format: show=<sub>[,...]

 <sub>: { conditionals
 | definitions
 | expansions }

Description: This option specifies the contents of the list file to be output by the assembler.
 The following output types can be specified as <sub>.

Table 4.4 Output Types Specifiable for show Option

| Output Type | Description |
|--------------------|--|
| conditionals | The statements for which the specified condition is not satisfied in conditional assembly are also output to a source list file. |
| definitions | The information before replacement specified by .DEFINE is output to a source list file. |
| expansions | The macro expansion statements are output to a source list file. |

4.4 Microcontroller Options

Table 4.5 Microcontroller Options

| No. | Option | Dialog Menu | Description |
|-----|---|--|--|
| 1 | cpu = { rx600 rx200 } | CPU [CPU:] | Generates a relocatable file for the RX600 Series. Generates a relocatable file for the RX200 Series. |
| 2 | endian = { big little } | CPU [Endian:] | Big endian Little endian |
| 3 | fint_register = { 0 1 2 3 4 } | CPU [Fast interrupt register:] | Specifies general registers to be used only for fast interrupts. No registers are dedicated to fast interrupts R13 is dedicated to fast interrupts R13 and R12 are dedicated to fast interrupts R13 to R11 are dedicated to fast interrupts R13 to R10 are dedicated to fast interrupts |
| 4 | base = <sub>[,...] <sub>: { rom = <register> ram = <register> <address> = <register>} | CPU [Base register:] | Specifies the base register for ROM. Specifies the base register for RAM. Specifies the base register for SFR. |
| 5 | patch = { rx610 } | CPU [Changes code generation for the CPU types :] | Avoids a problem specific to the CPU type. The MVTIPL instruction should not be used (for RX610 Group). |
| 6 | pic | CPU [Details...] [PIC/PID] [Generate the code section as a position-independent code] | Generates an object with the PIC function enabled. |

| No. | Option | Dialog Menu | Description |
|-----|---------------------------------|---|--|
| 7 | pid = { 16 32 } | CPU [Details...] [PIC/PID] [Generate the data section as a position-independent data] [Offset width:] [16bits] [32bits] | Generates an object with the PID function enabled and selects the offset width. 16-bit (64 Kbytes to 256 Kbytes) addressing mode is supported. 32-bit (4 Gbytes) addressing mode is supported. |
| 8 | nouse_pid_register | CPU [Details...] [PIC/PID] [No use the register for PID] | Does not use the PID register for code generation. |

cpu

Format: cpu={ rx600 | rx200 }

Description: This option specifies the CPU type for the instruction code to be generated.

When **cpu=rx600** is specified, a relocatable file for the RX600 Series is generated.

When **cpu=rx200** is specified, a relocatable file for the RX200 Series is generated.

Remarks: Suboptions will be added depending on the microcontroller products developed in the future.

When **rx200** is specified, writing floating-point operation instructions (**FADD**, **FCMP**, **FDIV**, **FMUL**, **FSUB**, **FTOI**, **ITOF**, and **ROUND**) which are not supported by the RX200 Series or writing **FPSW** in control registers for the **MVTC**, **MVFC**, **PUSHC**, and **POPC** instructions will cause an error.

endian

Format: endian={ big | little }

Description: When **endian=big** is specified, data bytes are arranged in big endian.
When **endian=little** is specified, data bytes are arranged in little endian.

The default for this option is **endian=little**.

fint_register

Format: fint_register = { 0 | 1 | 2 | 3 | 4 }

Description: This option outputs to the relocatable file the information about the general registers that are specified to be used only for fast interrupts through the same-name option in the compiler.

Remarks: Be sure to set this option to the same value for all assembly processes in the project. If a different setting is made, correct operation is not guaranteed.

Do not use a general register dedicated to fast interrupts for other purposes in assembly-language files. If such a register is used for any other purpose, correct operation is not guaranteed.

If a register specified by this option is also specified by the **base** option, an error will be output.

base

Format: base = <sub>[,...]

 <sub>: { rom = <register>
 | ram = <register>
 | <address> = <register>}

 <register> = {R8 to R13}

Description: This option outputs to the relocatable file the information about the general register that is specified to be used only as a base address register through the same-name option in the compiler.

Remarks: Be sure to set this option to the same value for all assembly processes in the project. If a different setting is made, correct operation is not guaranteed.

Do not use a general register specified by this option for other purposes than a base address register in assembly-language files. If such a register is used for any other purpose, correct operation is not guaranteed.

If a single general register is specified for different areas, an error will be output.

If a general register specified by the **fint_register** option is also specified by this option, an error will be output.

patch

Format: patch = { rx610 }

Description: This option is used to avoid a problem specific to the CPU type.

When **-patch=rx610** is specified, the **MVTIPL** instruction which causes a problem in the RX610 Group is handled as an undefined instruction. The **MVTIPL** instruction will not be recognized as an instruction and the error message A2113(E) will be output.

pic

- Format: pic
- Description: This option generates a relocatable object indicating that code was generated with the PIC function enabled.
- Remarks: Even if code conflicting with this option is written in the assembly code, it will not be checked.
- A relocatable object with the PIC function enabled cannot be linked with a relocatable object with the PIC function disabled.
- For the PIC function, also refer to section 8.4, Usage of PIC/PID Function.

pid

- Format: pid[={ 16 | 32 }]
- Description: This option generates a relocatable object that was generated with the PID function enabled.
- <PID register>
Based on the rules in the following table, one register from among R9 to R13 is selected according to the specification of the **fint_register** option. If the **fint_register** option is not specified, R13 is selected.

Table 4.6 Correspondences between **fint_register Options and PID Registers**

| fint_register Option | PID Register |
|---------------------------------------|---------------------|
| No fint_register specification | R13 |
| fint_register = 0 | |
| fint_register = 1 | R12 |
| fint_register = 2 | R11 |
| fint_register = 3 | R10 |
| fint_register = 4 | R9 |

The PID register can be used only for the purpose of PID access.

<Parameters>

The meaning of a parameter is the same as that for the compiler option with the same name.

Remarks: Even if code conflicting with PID is written in the assembly code, it will not be checked.

A relocatable object with the PID function enabled cannot be linked with a relocatable object with the PID function disabled.

If a PID register specified by the **pid** option is also specified by the **base** option, error A3111(F) will be output.

If the **pid** option and **nouse_pid_register** option are selected simultaneously, error A3103(F) will be output.

For the PID function, also refer to section 8.4, Usage of PIC/PID Function.

nouse_pid_register

Format: nouse_pid_register

Description: This option generates a relocatable object that was generated without using the PID register.

If the PID register is used in the assembly-language source file, error message A2058(E) will be output.

A master program called by an application program in which the PID function is enabled needs to be assembled with this option. At this time, if the **fint_register** option is selected in the application program, the same parameter **fint_register** should also be selected in the master program.

Remarks: If the **nouse_pid_register** option and **pid** option are selected simultaneously, error A3103(F) will be output.

If a register specified by the **nouse_pid_register** option is also specified by the **base** option, error A3112(F) will be output.

For the PID function, also refer to section 8.4, Usage of PIC/PID Function.

4.5 Other Options

Table 4.7 Other Options

| No. | Option | Dialog Menu | Description |
|-----|------------------------------|----------------------------------|---|
| 1 | <u>logo</u> nologo | - (nologo is always valid) | Outputs the copyright. Disables output of the copyright. |
| 2 | subcommand = <file name> | - | Inputs command line specifications from a file. |
| 3 | euc <u>sjis</u> latin1 | - | Selects EUC code. Selects SJIS code. Selects ISO-Latin1 code. |

logo, nologo

Format: logo

 nologo

Description: These options control the copyright output.

When the **logo** option is specified, the copyright notice is output.

When the **nologo** option is specified, output of the copyright notice is disabled.

The default for this option is **logo**.

subcommand

Format: subcommand=<file name>

Description: When the **subcommand** option is specified, the assembler options specified in a subcommand file are used at assembler startup. Specify options in a subcommand file in the same format as in the command line.

Example: Contents of subcommand file **opt.sub**:

```
-listfile  
-debug
```

Command line specifications:

When options are specified in the command line as shown (1) below, the assembler interprets them as shown in (2).

(1) `asrx -endian=big -subcommand=opt.sub test.src`

(2) `asrx -endian=big -listfile -debug test.src`

euc, sjis, latin1

Format: euc

sjis

latin1

Description: Each option specifies the character code to handle the characters in strings, character constants, and comments.

The options correspond to the character codes as shown in the following table.

Table 4.8 Correspondences between Options and Character Codes (euc, sjis, latin1)

| Option | Character Code |
|-------------|-----------------|
| euc | EUC code |
| <u>sjis</u> | SJIS code |
| latin1 | ISO-Latin1 code |

Section 5 Optimizing Linkage Editor Options

5.1 Option Specifications

5.1.1 Command Line Format

The format of the command line is as follows:

```
optlnk[{\Δ<file name>|\Δ<option string>}...]  
    <option string>:-<option>[=<suboption>[,...]]
```

5.1.2 Subcommand File Format

The format of the subcommand file is as follows:

```
<option>{=|\Δ}[<suboption>[,...]][\Δ&][;<comment>]  
&: means line continuous.
```

For details, refer to section 5.2.8, Subcommand File Option.

5.2 List of Options

In the command line format in the following sections, uppercase letters indicate abbreviations. Underlined characters indicate the default settings.

The format of the corresponding dialog menus in the High-performance Embedded Workshop is as follows:

```
Tab name <Category>[Item]...
```

The order of option description corresponds to that of the tabs and the categories in the High-performance Embedded Workshop.

The file name and path name should not include a parenthesis ("(" or ")").

5.2.1 Input Options

Table 5.1 Input Category Options

| Item | Command Line Format | Dialog Menu | Specification |
|-------------------------|---|--|---|
| Input file | Input = <sub>[{, Δ}....] <sub>: <file name> [(<module name>[,...])] | Link/Library <Input> [Show entries for :] [Relocatable files and object files] | Specifies input file. (Input file is specified without input on the command line.) |
| Library file | LIbrary = <file name>[,...] | Link/Library <Input> [Show entries for :] [Library files] | Specifies input library file. |
| Binary file | Binary = <sub> [,...] <sub>: <file name>(<section name> [:<boundary alignment>] [/<section attribute>] [,<symbol name>]) | Link/Library <Input> [Show entries for :] [Binary files] | Specifies input binary file. |
| Symbol definition | DEFine = <sub>[,...] <sub>: <symbol name> = {<symbol name> <numerical value>} | Link/Library <Input> [Show entries for :] [Defines:] | Defines undefined symbols forcedly. Defined as the same value of symbol name. Defined as a numerical value. |
| Execution start address | ENTry = { <symbol name> <address>} | Link/Library <Input> [Use entry point :] | Specifies an entry symbol. Specifies an entry address. |
| Prelinker | NOPRElink | Link/Library <Input> [Prelinker control :] | Disables prelinker initiation. |

| Input | Input File |
|--------------|--|
| | Link/Library <Input>[Show entries for :][Relocatable files and object files] |
| Format: | Input = <suboption>[{, Δ}...] <suboption>: <file name>[(<module name>[,...])] |
| Description: | Specifies an input file. Two or more files can be specified by separating them with a comma (,) or space. Wildcards (* or ?) can also be used for the specification. String literals specified with wildcards are expanded in alphabetical order. Expansion of numerical values precedes that of alphabetical letters. Uppercase letters are expanded before lowercase letters. Specifiable files are object files output from the compiler or the assembler, and relocatable or absolute files output from the optimizing linkage editor. A module in a library can be specified as an input file using the format of <library name>(<module name>). The module name is specified without an extension. If an extension is omitted from the input file specification, obj is assumed when a module name is not specified and lib is assumed when a module name is specified. |
| Examples: | input=a.obj lib1(e) ; Inputs a.obj and module e in lib1.lib . input=c*.obj ; Inputs all .obj files beginning with c . |
| Remarks: | When form=object or extract is specified, this option is unavailable. When an input file is specified on the command line, input should be omitted. |

LIBrary

Library File

Link/Library <Input>[Show entries for :][Library files]

Format: LIBrary = <file name>[,...]

Description: Specifies an input library file. Two or more files can be specified by separating them with a comma (,).

Wildcards (* or ?) can also be used for the specification. String literals specified with wildcards are expanded in the alphabetical order. Expansion of numerical values precedes that of alphabetical letters. Uppercase letters are expanded before lowercase letters.

If an extension is omitted from the input file specification, **lib** is assumed.

If **form=library** or **extract** is specified, the library file is input as the target library to be edited.

Otherwise, after the linkage processing between files specified for the input files are executed, undefined symbols are searched in the library file.

The symbol search in the library file is executed in the following order: user library files with the library option specification (in the specified order), the system library files with the library option specification (in the specified order), and then the default library (environment variable **HLNK_LIBRARY1,2,3**).

Examples: `library=a.lib,b` ; Inputs **a.lib** and **b.lib**.
`library=c*.lib` ; Inputs all files beginning with **c** with the extension **.lib**.

Binary**Binary File**

Link/Library <Input>[Show entries for :][Binary files]

Format: Binary = <suboption>[,...]

<suboption>: <file name>(<section name>
[:<boundary alignment>][/<section attribute>][,<symbol name>])

<section attribute>: CODE | DATA

<boundary alignment>: 1 | 2 | 4 | 8 | 16 | 32 (default: 1)

Description: Specifies an input binary file. Two or more files can be specified by separating them with a comma (,).

If an extension is omitted for the file name specification, **bin** is assumed.

Input binary data is allocated as the specified section data. The section address is specified with the **start** option. That section cannot be omitted.

When a symbol is specified, the file can be linked as a defined symbol. For a variable name referenced by a C/C++ program, add an underscore (_) at the head of the reference name in the program.

The section specified with this option can have its section attribute and boundary alignment specified.

CODE or DATA can be specified for the section attribute.

When section attribute specification is omitted, the write, read, and execute attributes are all enabled by default.

A boundary alignment value can be specified for the section specified by this option. A power of 2 can be specified for the boundary alignment; no other values should be specified.

When the boundary alignment specification is omitted, 1 is used as the default.

Examples: `input=a.obj
start=P,D*/200
binary=b.bin(D1bin),c.bin(D2bin:4,_datab)
form=absolute`

Allocates **b.bin** from 0x200 as the **D1bin** section.
 Allocates **c.bin** after **D1bin** as the **D2bin** section (with boundary alignment = 4).
 Links **c.bin** data as the defined symbol **_datab**.

Remarks: When **form={object | library}** or **strip** is specified, this option is unavailable.
 If no input object file is specified, this option cannot be specified.

| DEFine | Symbol Definition |
|--------|-------------------|
|--------|-------------------|

Link/Library <Input>[Show entries for :][Defines]

Format: DEFine = <suboption>[,...]

<suboption>: <symbol name>={<symbol name> | <numerical value>}

Description: Defines an undefined symbol forcedly as an externally defined symbol or a numerical value.

The numerical value is specified in the hexadecimal notation. If the specified value starts with a letter from A to F, symbols are searched first, and if no corresponding symbol is found, the value is interpreted as a numerical value. Values starting with 0 are always interpreted as numerical values.

If the specified symbol name is a C/C++ variable name, add an underscore (_) at the head of the definition name in the program. If the symbol name is a C++ function name (except for the **main** function), enclose the definition name with the double-quotes including parameter strings. If the parameter is **void**, specify as "<function name>()".

Examples: `define=_sym1=data ; Defines _sym1 as the same value as`
`; the externally defined symbol data.`

`define=_sym2=4000 ; Defines _sym2 as 0x4000.`

Remarks: When **form={object | relocate | library}** is specified, this option is unavailable.

ENTry

Execution Start Address

Link/Library <Input>[Use entry point :]

Format: ENTry = {<symbol name> | <address>}

Description: Specifies the execution start address with an externally defined symbol or address.

The address is specified in hexadecimal notation. If the specified value starts with a letter from A to F, symbols are searched first, and if no corresponding symbol is found, the value is interpreted as an address. Values starting with 0 are always interpreted as addresses.

For a C function name, add an underscore (`_`) at the head of the definition name in the program. For a C++ function name (except for the **main** function), enclose the definition name with double-quotes in the program including parameter strings. If the parameter is **void**, specify as "`<function name>()`".

If the **entry** symbol is specified at compilation or assembly, this option precedes the entry symbol.

Examples: `entry=_main` ; Specifies **main** function in C/C++ as the execution
; start address.

`entry="init()"` ; Specifies **init** function in C++ as the execution
; start address.

`entry=100` ; Specifies 0x100 as the execution start address.

Remarks: When **form={object | relocate | library}** or **strip** is specified, this option is unavailable.

When optimization with undefined symbol deletion (**optimize=symbol_delete**) is specified, the execution start address should be specified. If it is not specified, the specification of the optimization with undefined symbol deletion is unavailable. Optimization with undefined symbol deletion is not available when an address is specified with this option.

NOPRElink

Prelinker

Link/Library <Input>[Show entries for :][Prelinker control :]

Format: NOPRElink

Description: Disables the prelinker initiation.

The prelinker supports the functions to generate the C++ template instance automatically and to check types at run time. When the C++ template function and the run-time type test function are not used, specify the **noprelink** option to reduce the link time.

Remarks: When **extract** or **strip** is specified, this option is unavailable.

If **form=lib** or **form=rel** is specified while the C++ template function and run-time type test are used, do not specify **noprelink**.

5.2.2 Output Options

Table 5.2 Output Category Options

| Item | Command Line Format | Dialog Menu | Specification |
|---|---|--|--|
| Output format | FOrM ={ <u>Absolute</u> Relocate Object Library [= {S U}] Hexadecimal S-type Binary } | Link/Library <Output> [Type of output file :] | Absolute format Relocatable format Object format Library format HEX format S-type format Binary format |
| Debugging information | <u>DEBug</u> SDEbug NODEBug | Link/Library <Output> [Debug information :] | Output (in output file) Debugging information file output Not output |
| Record size unification | REcord={ H16 H20 H32 S1 S2 S3 } | Link/Library <Output> [Data record header :] | HEX record Expansion HEX record 32-bit HEX record S1 record S2 record S3 record |
| ROM support function | ROm = <sub>[,...] <sub>:<ROM section name> =<RAM section name> | Link/Library <Output> [Show entries for :] [ROM to RAM mapped sections:] | Reserves an area in RAM for the relocation of a symbol with an address in RAM. |
| Output file | OUtput = <sub>[,...] <sub>:<file name> [=<output range>] <output range>: {<start address> -<end address> <section name>[:...]} | Link/Library <Output> [Show entries for :] [Output file path/ Messages] or [Divided output files:] | Specifies output file (range specification and divided output are enabled) |
| External symbol-allocation information file | MAp [= <file name>] | Link/Library <Output> [Generate external symbol-allocation information file] | Specifies output of the external symbol-allocation information file (for SuperH Family and RX Family) |

| Item | Command Line Format | Dialog Menu | Specification |
|---|---|--|---|
| Output to unused area | SPace [= {<numerical value> Random}] | Link/Library <Output> [Specify value filled in unused area] [Output padding data] | Specifies a value to output to unused area |
| Information message | Message NOMessage [= <sub>[,...]] <sub>:<error code> [-<error code>] | Link/Library <Output> [Show entries for :] [Output file path/ Messages] [Repressed information level messages:] | Output No output (error number specification and range specification are enabled) |
| Notification of unreferenced defined symbol | MSg_unused | Link/Library <Output> [Show entries for :] [Notify unused symbol:] | Notifies the user of the defined symbol which is never referenced |
| Reduce empty areas of boundary alignment | DAta_stuff | Link/Library <Output> [Show entries for :] [Reduce empty areas of boundary alignment:] | Reduces empty areas generated as the boundary alignment of sections after compilation (for SuperH Family and H8, H8S, H8SX Family) |
| Specification of data record byte count | BYte_count=<numerical value> | Link/Library <Output> [Length of data record :] | Specifies the maximum byte count of a data record |
| CRC | CRC = <suboption> <suboption>: <address where the result is output>=<target range> [/<polynomial expression>] [:<endian>] <address where the result is output>: <address> <target range>: <start address>-<end address>[,...] <polynomial expression>: { CCITT 16 } <endian>: {BIG LITTLE} | Link/Library <Output> [Show entries for :] [Generate CRC code] | Calculates the cyclic redundancy check (CRC) value for the target range at linkage and outputs the result to the specified address. |
| Filling padding data at section end | PADDING | Link/Library <Output> [Padding] | Outputs padding data to the end of a section to make the section match the boundary alignment. |
| Address setting for specified vector number | VECTN=<suboption>[,...] <suboption>: <vector number>=<symbol> <address> | Link/Library <Output> [Show entries for :] [Vector] [Specific vector :] | Assigns an address to the specified vector number in the variable vector table (for RX Family and M16C Series). |

| Item | Command Line Format | Dialog Menu | Specification |
|---|--|---|--|
| Address setting for unused variable vector area | VECT={<symbol> <address>} | Link/Library <Output> [Show entries for :] [Vector] [Empty vector :] | Assigns an address to an unused area in the variable vector table (for RX Family and M16C Series). |
| utl30 information output | UTL | Link/Library <Output> [UTL information] | Outputs information for UTL30 (for M16C Series) |
| Jump table output | JUMP_ENTRIES_FOR_PIC =<section name>[...] | Link/Library <Output> [Jump table output] | Outputs a jump table (for the PIC function of RX Family) |

FOrM Output Format
 Link/Library <Output>[Type of output file :]

Format: FOrM = {Absolute | Relocate | Object | Library[={S | U]}
 | Hexadecimal | Stype | Binary}

Description: Specifies the output format.

When this option is omitted, the default is **form=absolute**. Table 5.3 lists the suboptions.

Table 5.3 Suboptions of Form Option

| Suboption | Description |
|-------------|--|
| absolute | Outputs an absolute file |
| relocate | Outputs a relocatable file |
| object | Outputs an object file. This is specified when a module is extracted as an object file from a library with the extract option. |
| library | Outputs a library file. When library=s is specified, a system library is output. When library=u is specified, a user library is output. Default is library=u . |
| hexadecimal | Outputs a HEX file. For details of the HEX format, refer to appendix 13.1.2, HEX File Format. |
| stype | Outputs an S -type file. For details of the S -type format, refer to appendix 13.1.1, S-Type File Format. |
| binary | Outputs a binary file. |

Remarks: Table 5.4 shows relations between output formats and input files or other options.

Table 5.4 Relations Between Output Format And Input File Or Other Options

| Output Format | Specified Option | Enabled File Format | Specifiable Option*¹ |
|--------------------------------|--------------------------|--|---|
| Absolute | strip specified | Absolute file | input, output |
| | Other than above | Object file Relocatable file Binary file Library file | input, library, binary, debug/nodebug, sdebug, cpu, ps_check, start, rom, entry, output, map, hide, optimize/nooptimize, samesize, symbol_forbid, samecode_forbid, variable_forbid, function_forbid, section_forbid, absolute_forbid, profile, cachesize, sbr, compress, rename, delete, define, fsymbol, stack, noprelink, memory, msg_unused, data_stuff, show=symbol, reference, xreference, jump_entries_for_pic, aligned_section |
| Relocate | extract specified | Library file | library, output |
| | Other than above | Object file Relocatable file Binary file Library file | input, library, debug/nodebug, output, hide, rename, delete, noprelink, msg_unused, data_stuff, show=symbol, xreference |
| Object | extract specified | Library file | library, output |
| Hexadecimal Stype Binary | | Object file Relocatable file Binary file Library file | input, library, binary, cpu, ps_check, start, rom, entry, output, map, space, optimize/nooptimize, samesize, symbol_forbid, samecode_forbid, variable_forbid, function_forbid, section_forbid, absolute_forbid, profile, cachesize, sbr, rename, delete, define, fsymbol, stack, noprelink, record, s9* ² , byte_count* ³ , memory, msg_unused, data_stuff, show=symbol, reference, xreference, jump_entries_for_pic, aligned_section |
| | | Absolute file | input, output, record, s9* ² , byte_count* ³ , show=symbol, reference, xreference |
| Library | strip specified | Library file | library, output, memory* ⁴ , show=symbol, section |
| | extract specified | Library file | library, output |
| | Other than above | Object file Relocatable file | input, library, output, hide, rename, delete, replace, noprelink, memory* ⁴ , show=symbol, section |

- Notes:
1. **message/nomessage**, **change_message**, **logo/nologo**, **form**, **list**, and **subcommand** can always be specified.
 2. **s9** can be used only when **form=stype** is specified for the output format.
 3. **byte_count** can be used only when **form=hexadecimal** is specified for the output format.
 4. **memory** cannot be used when **hide** is specified.

DEBug, SDEbug, NODEBug

Debugging Information

Link/Library <Output>[Debug information :]

Format: DEBug

SDEbug

NODEBug

Description: Specifies whether debugging information is output.

When **debug** is specified, debugging information is output to the output file.When **sdebug** is specified, debugging information is output to **<output file name>.dbg** file.When **nodebug** is specified, debugging information is not output.If **sdebug** and **form=relocate** are specified, **sdebug** is interpreted as **debug**.If **debug** is specified and if two or more files are specified to be output with **output**, they are interpreted as **sdebug** and debugging information is output to **<first output file name>.dbg**.When this option is omitted, the default is **debug**.Remarks: When **form={object | library | hexadecimal | stype | binary}**, **strip** or **extract** is specified, this option is unavailable.

REcord**Record Size Unification**

Link/Library <Output>[Data record header :]

Format: REcord = { H16 | H20 | H32 | S1 | S2 | S3 }

Description: Outputs data with the specified data record regardless of the address range.

If there is an address that is larger than the specified data record, the appropriate data record is selected for the address.

When this option is omitted, various data records are output according to each address.

Remarks: This option is available only when **form=hexadecimal** or **stype** is specified.

ROm**ROM Support Function**

Link/Library <Output>[Show entries for :][ROM to RAM mapped sections]

Format: ROm = <suboption>[,...]

<suboption>: <ROM section name>=<RAM section name>

Description: Reserves ROM and RAM areas in the initialized data area and relocates a defined symbol in the ROM section with the specified address in the RAM section.

Specifies a relocatable section including the initial value for the ROM section.

Specifies a nonexistent section or relocatable section whose size is 0 for the RAM section.

Examples: rom=D=R
start=D/100,R/8000

Reserves **R** section with the same size as **D** section and relocates defined symbols in **D** section with the **R** section addresses.

Remarks: When **form={object | relocate | library}** or **strip** is specified, this option is unavailable.

Output

Output File

 Link/Library <Output> [Show entries for :][Output file path/ Messages] or [Divided output files]

Format: Output = <suboption>[,...]

 <suboption>: <file name>[=<output range>]

 <output range>: {<start address>-<end address> | <section name>[:...]}

Description: Specifies an output file name. When **form=absolute**, **hexadecimal**, **stype**, or **binary** is specified, two or more files can be specified. An address is specified in the hexadecimal notation. If the specified data starts with a letter from A to F, sections are searched first, and if no corresponding section is found, the data is interpreted as an address. Data starting with 0 are always interpreted as addresses.

When this option is omitted, the default is <first input file name>.<default extension>.

The default extensions are as follows:

| | | |
|--------------------|-----------------------|------------------|
| form=absolute: abs | form=relocate: rel | form=object: obj |
| form=library: lib | form=hexadecimal: hex | form=stype: mot |
| form=binary: bin | | |

Examples: output=file1.abs=0-ffff,file2.abs=10000-1ffff

Outputs the range from 0 to 0xffff to **file1.abs** and the range from 0x10000 to 0x1ffff to **file2.abs**.

output=file1.abs=sec1:sec2,file2.abs=sec3

Outputs the **sec1** and **sec2** sections to **file1.abs** and the **sec3** section to **file2.abs**.

Remarks: When a file is output in section units while the CPU type is RX Family in big endian, the section size should be a multiple of 4.

MAp Output of External Symbol Allocation Information File
Link/Library <Output>[Generate external symbol-allocation information file]

Format: MAp [= <file name>]

Description: Outputs the external-symbol-allocation information file that is used by the compiler in optimizing access to external variables.

When <file name> is not specified, the file has the name specified by the **output** option or the name of the first input file, and the extension **bls**.

If the order of the declaration of variables in the external-symbol-allocation information file is not the same as the order of the declaration of variables found when the object was read after compilations, an error will be output.

Remarks: This option is valid only when **form={absolute | hexadecimal | stype | binary}** is specified.

This option is available when the CPU type is SuperH Family or RX Family.

SPace**Output to Unused Areas**

Link/Library <Output>[Show entries for :][Specify value filled in unused area]
[Output padding data]

Format: SPace [= {<numerical value> | Random}]

Description: Fills the unused areas in the output ranges with random values or a user-specified hexadecimal value.

The following unused areas are filled with the value according to the output range specification in the **output** option:

When section names are specified for the output range:

The specified value is output to unused areas between the specified sections.

When an address range is specified for the output range:

The specified value is output to unused areas within the specified address range.

A 1-, 2-, or 4-byte value can be specified. The hexadecimal value specified to the **space** option determines the output data size. If a 3-byte value is specified, the upper digit is extended with 0 to use it as a 4-byte value. If an odd number of digits are specified, the upper digits are extended with 0 to use it as an even number of digits.

If the size of an unused area is not a multiple of the size of the specified value, the value is output as many times as possible, then a warning message is output.

Remarks: When no suboption is specified by this option, unused areas are not filled with values.

This option is available only when **form={binary | stype | hexadecimal}** is specified.

When no output range is specified by the **output** option, this option is unavailable.

Message, NOMessage

Information Message

Link/Library <Output>[Show entries for :] [Output file path/ Messages]
[Repressed information level messages :]

Format: Message

NOMessage [=<suboption>[...]]

<suboption>: <error number>[-<error number>]

Description: Specifies whether information level messages are output.

When **message** is specified, information level messages are output.

When **nomessage** is specified, the output of information level messages are disabled. If an error number is specified, the output of the error message with the specified error number is disabled. A range of error message numbers to be disabled can be specified using a hyphen (-). If a warning or error level message number is specified, the message output is disabled assuming that **change_message** has changed the specified message to the information level.

When this option is omitted, the default is **nomessage**.

Examples: `nomessage=4, 200-203, 1300`

Messages of L0004, L0200 to L0203, and L1300 are disabled to be output.

MSg_unused

Notification of Unreferenced Symbol

Link/Library <Output>[Show entries for :] [Output Messages] [Notify unused symbol:]

Format: MSg_unused

Description: Notifies the user of the externally defined symbol which is not referenced during linkage through an output message.

Examples: `optlnk -msg_unused a.obj`

Remarks: When an absolute file is input, this option is invalid.

To output a message, the **message** option must also be specified.

The linkage editor may output a message for the function that was inline-expanded at compilation. To avoid this, add a **static** declaration for the function definition.

In any of the following cases, references are not correctly analyzed so that information shown by output messages will be incorrect.

- **goptimize** is not specified at assembly and there are branches to the same section within the same file (only when an H8, H8S, H8SX Family CPU is specified).
- There are references to constant symbols within the same file.
- There are branches to immediate subordinate functions when optimization is specified at compilation.
- The external variable access optimization is valid at compilation (only when an SuperH Family CPU is specified).
- An offset value is directly specified in a **#pragma tbr** in the C source program (only when the SH-2A or SH2A-FPU is specified as the CPU).
- Optimization is specified at linkage and constants or literals are unified.

Data_stuff

Reduce empty areas of boundary alignment

Link/Library <Output>[Show entries for :] [Reduce empty areas of boundary alignment:]

Format: DAAt_stuff

Description: At linkage, reduces empty areas of boundary alignment. This option affects constant, initialized and uninitialized data areas.

When this option is specified, empty areas generated as the boundary alignment of sections after compilation are filled at linkage. However, the order of data allocation is not changed.

When this option is not specified, linkage is based on the boundary alignment of sections after compilation.

Specifying this option fills the unnecessary empty areas generated by boundary alignment, reducing the size of the data sections as a whole.

Examples:

| | |
|-----------|---------|
| <tp1.c> | <tp2.c> |
| ----- | ----- |
| long a; | char d; |
| char b,c; | long e; |
| | char f; |

Sizes of data sections after compilation (taking the output of the SuperH Family compiler as an example):

tp1.obj: 4 + 1 + 1 = 6 bytes
tp2.obj: 1 + 3 [*] + 4 + 1 = 9 bytes

Sizes of data sections for **tp1.obj** and **tp2.obj** after linkage:

- 1) When **data_stuff** is not specified
Object files are linked based on the boundary alignment of the sections (conventional process).
6 bytes [tp1] + 2 bytes [*] + 9 bytes [tp2] = 17 bytes
- 2) When **data_stuff** is specified
Linkage is performed with filling of the unnecessary empty spaces generated between sections by boundary alignment.
(4 + 1 + 1) bytes + 1 byte + 1 byte [*] + 4 bytes + 1 byte = 13 bytes

Notes: 1. * indicates an empty area generated by boundary alignment.

2. The sizes of the data sections after compilation may differ from those in the above example according to the specification of other options, etc. at compilation.

Remarks: Correct operation is not guaranteed if this option is specified when an object file compiled with the **smap** option of the SuperH Family compiler is linked.

The function of this option is not applicable to object files generated by the assembler.

Specification of this option is invalid in any of the following cases:

- **form=library**, **object**, or **relocate** is specified
- An absolute load module is input
- **memory=low** is specified
- **nooptimize** is not specified

Optimization will not be applied in the linkage of a relocatable file that was generated with this option specified.

This option is unavailable when the CPU type is RX Family, M16C Series, or R8C Family.

BYte_count

Specification of Data Record Byte Count

Link/Library <Output>[Length of data record :]

Format: **BYte_count**=<numerical value>

Description: Specifies the maximum byte count for a data record when a file is to be created in the **Intel-Hex** format. Specify a one-byte hexadecimal value (01 to FF) for the byte count. When this option is not specified, the linkage editor assumes FF as the maximum byte count when creating an **Intel-Hex** file.

Examples: **byte_count**=10

Remarks: This option is invalid when the file to be created is not an **Intel-Hex**-type (**form=hex**) file.

CRC**CRC**

Link/Library <Output> [Show entries for :] [Generate CRC code]

Format: CRC = <suboption>

<suboption>: <address where the result is output>=<target range>
 [/<polynomial expression>][:<endian>]

<address where the result is output>: <address>

<target range>: <start address>-<end address>[,...]

<polynomial expression>: { CCITT | 16 }

<endian>: { BIG | LITTLE }

Description: This option is used for cyclic redundancy checking (CRC) of values from the lowest to the highest address of each target range and outputs the calculation result to the specified address.

<endian> can be specified only when the CPU type is RX Family. When <endian> is specified, the calculation result is output to the specified address in the specified endian. When <endian> is not specified, the result is output to the specified address in the endian used in the absolute file.

CRC-CCITT or **CRC-16** is selectable as a polynomial expression (default: **CRC-CCITT**).

Polynomial expression:

CRC-CCITT

$X^{16}+X^{12}+X^5+1$

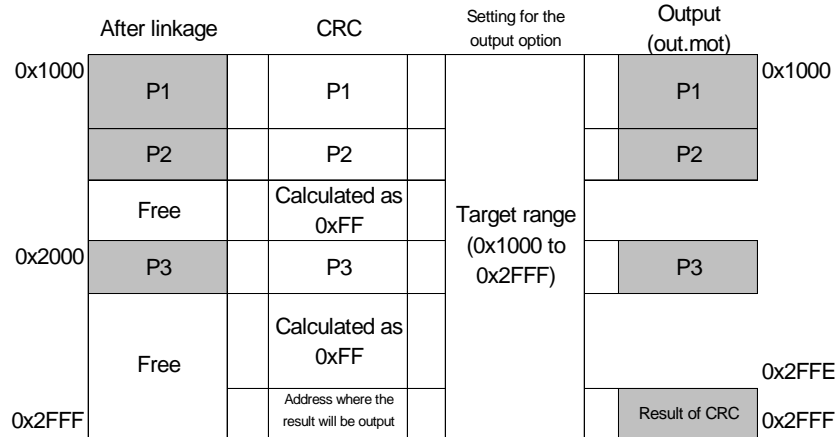
In bit expression: (10001000000100001)

CRC-16

$X^{16}+X^{15}+X^2+1$

In bit expression: (11000000000000101)

Example 1: `optlnk *.obj -form=stype -start=P1,P2/1000,P3/2000
-crc=2FFE=1000-2FFD -output=out.mot=1000-2FFF`



crc option: `-crc=2FFE=1000-2FFD`

In this example, CRC will be calculated for the range from 0x1000 to 0x2FFD and the result will be output to address 0x2FFE.

When the **space** option has not been specified, **space=0xFF** is assumed for calculation of free areas within the target range.

output option: `-output=out.mot=1000-2FFF`

Since the **space** option has not been specified, the free areas are not output to the **out.mot** file. 0xFF is used in CRC for calculation of the free areas, but will not be filled into these areas.

- Notes:
1. The address where the result of CRC will be output cannot be included in the target range.
 2. The address where the result of CRC will be output must be included in the output range specified with the **output** option.

Example 2: `optlnk *.obj -form=stype -start=P1/1000,P2/1800,P3/2000
 -space=7F -crc=2FFE=1000-17FF,2000-27FF
 -output=out.mot=1000-2FFF`

| | After linkage | CRC | Setting for the output option | Output (out.mot) | |
|--------|---------------|---|---------------------------------|------------------|--------|
| 0x1000 | P1 | P1 | Target range (0x1000 to 0x2FFF) | P1 | 0x1000 |
| | Free | Calculated as 0x7F | | Filled with 0x7F | |
| 0x1800 | P2 | | | P2 | |
| | Free | | | Filled with 0x7F | |
| 0x2000 | P3 | P3 | | P3 | |
| | | Calculated as 0x7F | | Filled with 0x7F | |
| 0x2800 | Free | | | Filled with 0x7F | |
| | | Address where the result will be output | | Result of CRC | |
| 0x2FFF | | | | | 0x2FFE |
| | | | | | 0x2FFF |

crc option: `-crc=2FFE=1000-2FFD,2000-27FF`

In this example, CRC will be calculated for the two ranges, 0x1000 to 0x17FF and 0x2000 to 0x27FF, and the result will be output to address 0x2FFE.

Two or more non-contiguous address ranges can be selected as the target range for CRC.

space option: `-space=7F`

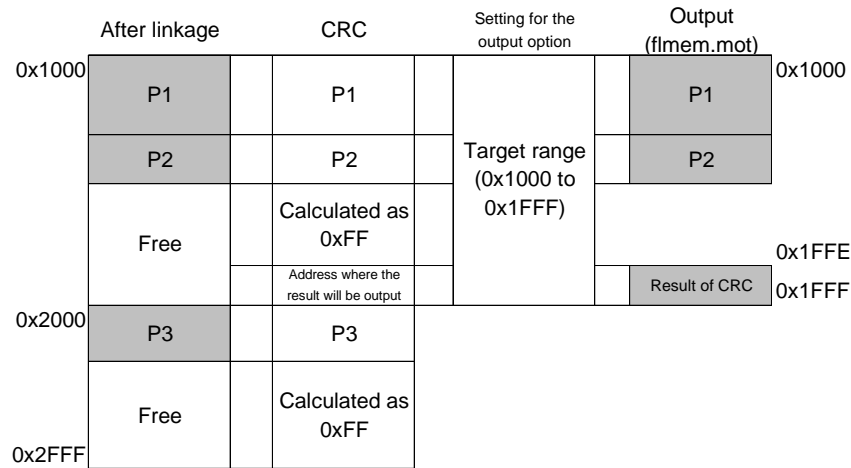
The value of the **space** option (0x7F) is used for CRC in free areas within the target range.

output option: `-output=out.mot=1000-2FFF`

Since the **space** option has been specified, the free areas are output to the **out.mot** file. 0x7F will be filled into the free areas.

- Notes:
1. The order that CRC is calculated for the specified address ranges is not the order that the ranges have been specified. CRC proceeds from the lowest to the highest address.
 2. Even if you wish to use the **crc** and **space** options at the same time, the **space** option cannot be set as **random** or a value of 2 bytes or more. Only 1-byte values are valid.

Example 3: `optlnk *.obj -form=stype -start=P1,P2/1000,P3/2000
 -crc=1FFE=1000-1FFD,2000-2FFF
 -output=flmem.mot=1000-1FFF`



crc option: `-crc=1FFE=1000-1FFD,2000-2FFF`

In this example, CRC will be calculated for the two ranges, 0x1000 to 0x1FFD and 0x2000 to 0x2FFF, and the result will be output to address 0x1FFE.

When the **space** option has not been specified, **space=0xFF** is assumed for calculation of free areas within the target range.

output option: `-output=flmem.mot=1000-1FFF`

Since the **space** option has not been specified, the free areas are not output to the **flmem.mot** file. 0xFF is used in CRC for calculation of the free areas, but will not be filled into these areas.

Remarks: This option is invalid when two or more absolute files have been selected.

This option is valid only when **form={hexadecimal | stype}**.

When the **space** option has not been specified and the target range includes free areas that will not be output, the linkage editor assumes in CRC that 0xFF has been set in the free areas.

An error occurs if the target range includes an overlay area.

Sample Code: The sample code shown below is provided to check the result of CRC figured out by the **crc** option. The sample code program should match the result of CRC by **optlnk**.

When the selected polynomial expression is **CRC-CCITT**:

```
typedef unsigned char uint8_t;
typedef unsigned short uint16_t;
typedef unsigned long uint32_t;

uint16_t CRC_CCITT(uint8_t *pData, uint32_t iSize)
{
    uint32_t ui32_i;
    uint8_t *pui8_Data;
    uint16_t ui16_CRC = 0xFFFFu;

    pui8_Data = (uint8_t *)pData;

    for(ui32_i = 0; ui32_i < iSize; ui32_i++)
    {
        ui16_CRC = (uint16_t)((ui16_CRC >> 8u) |
            ((uint16_t)((uint32_t)ui16_CRC << 8u));
        ui16_CRC ^= pui8_Data[ui32_i];
        ui16_CRC ^= (uint16_t)((ui16_CRC & 0xFFu) >> 4u);
        ui16_CRC ^= (uint16_t)((ui16_CRC << 8u) << 4u);
        ui16_CRC ^= (uint16_t)((ui16_CRC & 0xFFu) << 4u) << 1u);
    }
    ui16_CRC = (uint16_t)( 0x0000FFFFu &
        ((uint32_t)~(uint32_t)ui16_CRC) );
    return ui16_CRC;
}
```

When the selected polynomial expression is **CRC-16**:

```
#define POLYNOMIAL 0xa001 // Generated polynomial expression CRC-16

typedef unsigned char uint8_t;
typedef unsigned short uint16_t;
typedef unsigned long uint32_t;

uint16_t CRC16(uint8_t *pData, uint32_t iSize)
{
    uint16_t crcdData = (uint16_t)0;
    uint32_t data = 0;
    uint32_t i, cycLoop;

    for(i=0; i<iSize; i++){
        data = (uint32_t)pData[i];
        crcdData = crcdData ^ data;
        for (cycLoop = 0; cycLoop < 8; cycLoop++) {
            if (crcdData & 1) {
                crcdData = (crcdData >> 1) ^ POLYNOMIAL;
            } else {
                crcdData = crcdData >> 1;
            }
        }
    }
    return crcdData;
}
```

PADDING

Filling padding data at section end

Format: PADDING

Description: Fills in padding data at the end of a section so that the section size is a multiple of the boundary alignment of the section.

Examples: `-start=P,C/0 -padding`

When the boundary alignment of section **P** is 4 bytes, the size of section **P** is 0x06 bytes, the boundary alignment of section **C** is 1 byte, and the size of section **C** is 0x03 bytes, two bytes of padding data is filled in section **P** to make its size become 0x08 bytes and then linkage is performed.

`-start=P/0,C/7 -padding`

When the boundary alignment of section **P** is 4 bytes, the size of section **P** is 0x06 bytes, the boundary alignment of section **C** is 1 byte, and the size of section **C** is 0x03 bytes, if two bytes of padding data is filled in section **P** to make its size become 0x08 bytes and then linkage is performed, error L2321 will be output because section **P** overlaps with section **C**.

Remarks: The value of the created padding data is 0x00.

Since padding is not performed to an absolute address section, the size of an absolute address section should be adjusted by the user.

This option is valid when the CPU type is SuperH Family or RX Family.

VECTN Address Setting for Specified Vector Number

Link/Library <Output> [Show entries for:] [Address allocation on specific vector]

Format: VECTN = <suboption>[,...]

<suboption>: <vector number> = {<symbol> | <address>}

Description: Assigns the specified address to the specified vector number in the variable vector table section.

When this option is specified, a variable vector table section is created and the specified address is set in the table even if there is no interrupt function in the source code.

Specify a decimal value from 0 to 255 for <vector number>.

Specify the external name of the target function for <symbol>.

Specify the desired hexadecimal address for <address>.

Examples: `-vectn=30=_f1,31=0000F100 ; Specifies the _f1 address for vector
; number 30 and 0x0f100 for vector
; number 31`

Remarks: This option is valid when the CPU type is RX Family, M16C Series, or R8C Family.

This option is ignored when the user creates a variable vector table section in the source program because the variable vector table is not automatically created in this case.

VECT**Address Setting for Unused Vector Area**

Link/Library <Output> [Show entries for:] [Filling address on empty vector]

Format: VECT={<symbol>|<address>}

Description: Assigns the specified address to the vector number to which no address has been assigned in the variable vector table section.

When this option is specified, a variable vector table section is created by the linkage editor and the specified address is set in the table even if there is no interrupt function in the source code.

Specify the external name of the target function for <symbol>.

Specify the desired hexadecimal address for <address>.

Remarks: This option is valid when the CPU type is RX Family, M16C Series, or R8C Family.

This option is ignored when the user creates a variable vector table section in the source program because the variable vector table is not automatically created in this case.

When the {<symbol>|<address>} specification is started with 0, the whole specification is assumed as an address.

UTL**utl30** information output

Link/Library <Other> [Other option] [utl file output]

Format: UTL

Description: Generates an external file (**utl** file) to be input to the tool (**utl30**) included with the compiler package.

The generated file is assigned a name <output file name>.utl.

Examples: `tp.obj`
`utl`
`output=test.abs`

Outputs inspector information from **tp.obj** to **test.utl**.

Remarks: This option is valid only when the compiler for the M16C microcontrollers is used.

This option cannot be used when processing the **abs** files input to the linkage editor.

This option is invalid when **form={object | library}** is specified.

JUMP_ENTRIES_FOR_PIC

Jump table output

Link/Library <Output> [Jump table]

Format: JUMP_ENTRIES_FOR_PIC=<section name>[,...]

Description: Outputs an assembly-language source for a jump table to branch to external definition symbols in the specified section.

This option is used for the PIC function of the RX family compilers.

The file name is <output file>.jmp.

Examples: jump_entries_for_pic=sct2,sct3
output=test.abs

A jump table for branching to external definition symbols in the sections **sct2** and **sct3** is output to **test.jmp**.

[Example of a file output to **test.jmp**]

```
;OPTIMIZING LINKAGE EDITOR GENERATED FILE 2009.07.19
    .glob _func01
    .glob _func02
    .SECTION P, CODE
_func01:
    MOV.L #1000H,R14
    JMP   R14
_func02:
    MOV.L #2000H,R14
    JMP   R14
    .END
```

Remarks: This option is invalid when **form={object | relocate| library}** or **strip** is specified.

This option is invalid when the CPU type is not the RX series.

The generated jump table is output to the **P** section.

Only the program section can be specified for the type of section in the section name.

5.2.3 List Options

Table 5.5 List Category Options

| Item | Command Line Format | Dialog Menu | Specification |
|---------------|--|---|--|
| List file | LISt [= <file name>] | Link/Library <List> [Generate list file] | Specifies the output of list file. |
| List contents | SHow [= <sub>[,...]] <sub>: {SYmbol Reference SEction Xreference Total_size VECTOR ALL } | Link/Library <List> [Contents :] | Symbol information Number of references Section information Cross-reference information Total sizes of sections Vector Information All information |

LISt List File
 Link/Library <List> [Generate list file]

Format: LISt [=<file name>]

Description: Specifies list file output and a list file name.

If no list file name is specified, a list file with the same name as the output file (or first output file) is created, with the extension **lbp** when **form=library** or **extract** is specified, or **map** in other cases.

SHow List Contents
 Link/Library <List> [Contents]

Format: SHow [=<sub>[,...]]
 <sub>: { SYmbol | Reference | SEction | Xreference | Total_size | VECTOR |
 ALL }

Description: Specifies output contents of a list.

Table 5.6 lists the suboptions.

For details of list examples, refer to section 7.3, Linkage List, and section 7.4, Library List in the user's manual.

Table 5.6 Suboptions of show Option

| Output Format | Suboption Name | Description |
|--|----------------|---|
| form=library or extract is specified. | symbol | Outputs a symbol name list in a module (when extract is specified) |
| | reference | Not specifiable |
| | section | Outputs a section list in a module (when extract is specified) |
| | xreference | Not specifiable |
| | total_size | Not specifiable |
| | vector | Not specifiable |
| | all | Not specifiable (when extract is specified) Outputs a symbol name list and a section list in a module (when form=library) |
| Other than form=library and extract is not specified. | symbol | Outputs symbol address, size, type, and optimization contents. |
| | reference | Outputs the number of symbol references. |
| | section | Not specifiable |
| | xreference | Outputs the cross-reference information. |
| | total_size | Shows the total sizes of sections allocated to the ROM and RAM areas. |
| | vector | Outputs vector information. |
| | all | If form=rel , the linkage editor outputs the same information as when show=symbol , xreference , or total_size is specified. If form=rel and data_stuff have been specified, the linkage editor outputs the same information as when show=symbol or total_size is specified. If form=abs , the linkage editor outputs the same information as when show=symbol , reference , xreference , or total_size is specified. If form=hex , stype , or bin , the linkage editor outputs the same information as when show=symbol , reference , xreference , or total_size is specified. If form=obj , all is not specifiable. |

Remarks: The following table shows whether suboptions will be valid or invalid by all possible combinations of options **form**, **show**, and/or **show=all**.

| | | Symbol | Reference | Section | Xreference | Vector | Total_size |
|------------------|----------|---------------|------------------|----------------|-------------------|---------------|-------------------|
| form=abs | show | Valid | Valid | Invalid | Invalid | Invalid | Invalid |
| | show=all | Valid | Valid | Invalid | Valid | Valid | Valid |
| form=lib | show | Valid | Invalid | Valid | Invalid | Invalid | Invalid |
| | show=all | Valid | Invalid | Valid | Invalid | Invalid | Invalid |
| form=rel | show | Valid | Invalid | Invalid | Invalid | Invalid | Invalid |
| | show=all | Valid | Invalid | Invalid | Valid* | Invalid | Valid |
| form=obj | show | Valid | Valid | Invalid | Invalid | Invalid | Invalid |
| | show=all | Valid | Invalid | Invalid | Invalid | Invalid | Invalid |
| form=hex/bin/sty | show | Valid | Valid | Invalid | Invalid | Invalid | Invalid |
| | show=all | Valid | Valid | Invalid | Valid | Valid* | Valid* |

Note: The option is invalid if an absolute-format file is input.

Note the following limitations on output of the cross-reference information.

- When the relocatable format is specified for the output file and the **data_stuff** option is specified, no cross-reference information is output.
- When an absolute-format file is input, the referrer address information is not output.
- When **-goptimize** is not specified at assembly, information about branches to the same section within the same file is not output (only when an H8, H8S, H8SX Family CPU is specified).
- Information about references to constant symbols within the same file is not output.
- When optimization is specified at compilation, information about branches to immediate subordinate functions is not output.
- When optimization of access to external variables is specified, information about references to variables other than base symbols is not output (only when an SuperH Family or RX Family CPU is specified).
- When an offset value is directly specified in a **#pragma tbr** in the C source program, information about that function is not output (only when the SH-2A or SH2A-FPU is specified as the CPU).

- When optimization is specified at linkage and constants or literals are unified, information about references to these constants or literals is not output.
- Both **show=total_size** and **total_size** output the same information.
- **show=vector** can be used when the CPU type is RX Family, M16C Series, or R8C Family.
- When **show=reference** is valid, the number of references of the variable specified by **#pragma address** is output as 0 (only when a SuperH Family or RX Family CPU is specified).

5.2.4 Optimize Options

Table 5.7 Optimize Category Options

| Item | Command Line Format | Dialog Menu | Specification |
|---------------------|--|---|--|
| Optimization | OPTimize = <sub>[...] <sub>: {STring_unify SYmbol_delete Variable_access Register SAME_code SHort_format Function_call Branch Speed SAFe } NOOPTimize} | Link/Library <Optimize> [Show entries for :] [Optimize items] [Optimize :] | Executes optimization. Unifies constants/string literals. Deletes unreferenced symbols. Uses short absolute addressing mode. Provides optimization with register save/restore. Unifies same codes. Shortens the addressing mode. Uses indirect addressing mode. Provides optimization for branches. Provides optimization for speed. Provides safe optimization. No optimization. |
| Same code size | SAMESize = <size> (default: <u>sames=1e</u>) | Link/Library <Optimize> [Eliminated size :] | Specifies the minimum size to unify same codes. |
| Profile information | PROfile = <file name> | Link/Library <Optimize> [Include profile :] | Specifies a profile information file. (Dynamic optimization is provided.) |
| Cache size | CAchesize =<sub> <sub>: Size=<size> Align=<line size> (default: <u>ca=s=8,a=20</u>) | Link/Library <Optimize> [Cache size :] | Specifies a cache size. Specifies a cache line size. (for SuperH Family) |

| Item | Command Line Format | Dialog Menu | Specification |
|---------------------------------|--|--|--|
| Optimization partially disabled | SYmbol_forbid= <symbol name>[...] SAMECode_forbid= <function name>[...] Variable_forbid= <symbol name>[...] FUnction_forbid= <function name>[...] SEction_forbid = <sub>[...] <sub>: [<file name> <module name> (<section name>[...]) Absolute_forbid= <address>[+<size>][,...] | Link/Library <Optimize> [Show entries for :] [Forbid item] | Specifies a symbol where unreferenced symbol deletion is disabled. Specifies a symbol where same code unification is disabled. Specifies a symbol where short absolute addressing mode is disabled. Specifies a symbol where indirect addressing mode is disabled. Specifies a section where optimization is disabled. Specifies an address range where optimization is disabled. |

OPTimize, NOOPTimize

Optimization

Link/Library <Optimize> [Show entries for :][Optimize items][Optimize :]

Format: **OPTimize** [= <suboption>[,...]]

NOOPTimize

<suboption>: { SString_unify | SYmbol_delete | Variable_access | Register
 | SAME_code | SHort_format | Function_call | Branch | SPeed
 | SAFe }

Description: Specifies whether the inter-module optimization is executed.

When **optimize** is specified, optimization is performed for the file specified with the **goptimize** option at compilation or assembly.

When **nooptimize** is specified, no optimization is executed for a module.

When this option is omitted, the default is **optimize**.

Table 5.8 shows the suboptions

Table 5.8 Suboptions of Optimize Option

| Suboption | Description | Program to be Optimized*1 | | | | | | | |
|--------------|---|---------------------------|-----|-----|-----|-----|-----|-----|-----|
| | | SHC | SHA | H8C | H8A | RXC | RXA | NCC | NCA |
| No parameter | Provides all optimizations | O | x | O | O | O | x | O | x |
| string_unify | Unifies same-value constants having the const attribute. Constants having the const attribute are: <ul style="list-style-type: none"> • Variables defined as const in C/C++ program • Initial value of character string data • Literal constant | O | x | O | x | x | x | x | x |

| Suboption | Description | Program to be Optimized* ¹ | | | | | | | |
|-----------------|---|---------------------------------------|-----|-----|-----|-----|-----|-----|-----|
| | | SHC | SHA | H8C | H8A | RXC | RXA | NCC | NCA |
| symbol_delete | Deletes variables/functions that are not referenced. Always be sure to specify #pragma entry at compilation or the entry option in the optimizing linkage editor. | O | x | O | x | O | x | O | x |
| variable_access | Allocates frequently accessed variables to the area accessible in the 8/16 bit absolute addressing mode. The cpu option should be specified at compilation and assembly. | x | x | O | O | x | x | x | x |
| register | Investigates function calls, relocates registers and deletes redundant register save or restore codes. Always be sure to specify #pragma entry at compilation or the entry option in the optimizing linkage editor. | O | x | O | x | x | x | x | x |
| same_code | Creates a subroutine for the same instruction sequence. | O | x | O | x | O | x | x | x |
| short_format | Replaces an instruction having a displacement or an immediate value with a smaller-size instruction when the code size of the displacement or immediate value can be reduced. | x | x | O | O | O | x | x | x |
| function_call | Allocates addresses of frequently accessed functions to the range 0 to 0xFF if there is a space. When the CPU is H8SX Family, the following ranges are also used: H8SXN: 0x100 to 0x1FF H8SXM,H8SXA,H8SXX: 0x200 to 0x3FF The cpu option should be specified at compilation and assembly. | x | x | O | O | x | x | x | x |
| branch | Optimizes branch instruction size according to program allocation information. Even if this option is not specified, it is performed when any other optimization is executed. | O | x | O | O | O | x | O | x |

| Suboption | Description | Program to be Optimized* ¹ | | | | | | | |
|-----------|--|---------------------------------------|-----|-----|-----|-----------------|-----|-----------------|-----|
| | | SHC | SHA | H8C | H8A | RXC | RXA | NCC | NCA |
| speed | Executes optimizations other than those reducing object speed. This suboption is the same as the following specifications: optimize=string_unify, symbol_delete, variable_access, register, short_format, or branch | O | x | O | O | O* ² | x | O* ² | x |
| safe | Executes optimizations other than those limited by variable or function attributes. This suboption is the same as the following specifications: optimize=string_unify, register, short_format, or branch | O | x | O | O | O* ⁴ | x | O* ³ | x |

- Notes:
1. SHC: C/C++ program for SuperH Family
SHA: Assembly program for SuperH Family
H8C: C/C++ program for H8, H8S, H8SX Family
H8A: Assembly program for H8, H8S, H8SX Family
RXC: C/C++ program for RX Family,
RXA: Assembly program for RX Family
NCC: C/C++ program for M16C Series or R8C Family
NCA: Assembly program for M16C Series or R8C Family
 2. **symbol_delete**, **branch**, and **short_format** are valid in optimization for which **speed** was specified.
 3. **branch** is valid in optimization for which **safe** was specified.
 4. **short_format** and **branch** are valid in optimization for which **safe** was specified.

Remarks:

When **form={object | relocate | library}** or **strip** is specified, this option is unavailable.

When optimization of access to external variables is specified at compilation, optimization with unification of constants/string literals (**optimize=string_unify**) is invalid.

optimize=short_format is available only when the CPU is H8SX Family or RX Family.

When the CPU is SH-2A or SH2A-FPU, the code size may increase due to the **optimize=register** function.

When a start function with **#pragma entry** or **entry** is not specified, **optimize=symbol_delete** is invalid.

SAMesize

Common Code Size

Link/Library <Optimize> [Eliminated size :]

Format: SAMESize = <size>

Description: Specifies the minimum code size for the optimization with the same-code unification (**optimize=same_code**). Specify a hexadecimal value from 8 to 7FFF.

When this option is omitted, the default is **samesize=1E**.

Remarks: When **optimize=same_code** is not specified, this option is unavailable.

PROfile

Profile Information

Link/Library <Optimize> [Include profile :]

Format: PROfile = <file name>

Description: Specifies a profile information file.

Specifiable profile information files are those output from the High-performance Embedded Workshop Ver. 2.0 or later.

When a profile information file is specified, inter-module optimization according to dynamic information can be performed.

Table 5.9 shows optimizations influenced by a profile information input.

Table 5.9 Relations Between Profile Information and Optimization

| Suboption | Description | Program to be Optimized*1 | | | |
|-----------------|---|---------------------------|-----|-----|-----|
| | | SHC | SHA | H8C | H8A |
| variable_access | Allocates variables from those that are dynamically accessed more frequently. | × | × | ○ | ○ |
| function_call | Lowers the optimizing priority of functions that are dynamically accessed frequently. | × | × | ○ | ○ |
| branch | Allocates a function that is dynamically accessed frequently near the calling function. For the SH program, the optimization with allocation is performed depending on the cache size specified using the cachesize option. | ○ | △*2 | ○ | △ |

- Notes: 1. SHC: C/C++ program for SuperH Family
 SHA: Assembly program for SuperH Family
 H8C: C/C++ program for H8, H8S, H8SX Family
 H8A: Assembly program for H8, H8S, H8SX Family
 2. Movement is provided not in the function unit, but in the input file unit.

Remarks: When the **optimize** option is not specified, this option is unavailable.

CAchesize

Cache Size

Link/Library <Optimize> [Cache size :]

Format: CAchesize = <suboption>

<suboption>: Size = <size> | Align = <line size>

Description: Specifies a cache size and cache line size.

When **profile** is specified, this option is used at the branch instruction optimization (**optimize=branch**).

Specify the size in Kbytes and specify the line size in bytes in the hexadecimal notation.

When this option is omitted, the default is **cachesize=size=8, align=20**.

Remarks: If **profile** is not specified, this option is unavailable.

**SYmbol_forbid, SAMECode_forbid, Variable_forbid,
FUnction_forbid, SEction_forbid, Absolute_forbid** Optimization Partially Disabled
Link/Library <Optimize> [Show entries for :] [Forbid item]

Format: SYmbol_forbid = <symbol name> [,...]

SAMECode_forbid = <function name> [,...]

Variable_forbid = <symbol name> [,...]

FUnction_forbid = <function name> [,...]

SEction_forbid = <sub>[,...]

<sub>: [<file name>|<module name>](<section name>[,...])

Absolute_forbid = <address> [+<size>] [,...]

Description: Disables optimization for the specified symbol, section, or address range. Specify an address or the size in the hexadecimal notation. For a C/C++ variable or C function name, add an underscore (_) at the head of the definition name in the program. For a C++ function, enclose the definition name in the program with double-quotes including the parameter strings. When the parameter is **void**, specify as "<function name>()".

Table 5.10 shows the suboptions.

Table 5.10 Suboptions of Optimization Partially Disabling Option

| Suboption | Parameter | Description |
|-----------------|--|---|
| symbol_forbid | Function name variable name | Disables optimization regarding unreferenced symbol deletion |
| samecode_forbid | Function name | Disables optimization regarding same-code unification |
| variable_forbid | Variable name | Disables optimization regarding short absolute addressing mode |
| function_forbid | Function name | Disables optimization regarding indirect addressing mode |
| section_forbid | Section name File name Module name | Disables optimization for the specified section. If an input file name or library module name is also specified, the optimization can be disabled for a specific file, not only the entire section. |
| absolute_forbid | Address [+ size] | Disables optimization regarding address + size specification |

Examples:

```

symbol_forbid="f(int)" ; Does not delete the C++ function f(int)
                        ; even if it is not referenced.

section_forbid=(P1) ; Disables any optimization for section
                   ; P1.

section_forbid=a.obj(P1,P2) ; Disables any optimization for sections
                             ; P1 and P2 in a.obj.
  
```

Remarks:

If optimization is not applied at linkage, this option is ignored.

To disable optimization for an input file with its path name, type the path with the file name when specifying **section_forbid**.

5.2.5 Section Options

Table 5.11 Section Category Options

| Item | Command Line Format | Dialog Menu | Specification |
|---------------------------------|--|---|---|
| Section address | START = <sub>[,...] <sub>: [(]<section name> [: , }<section name>[,...])]][,...] [/<address>] | Link/Library <Section> [Show entries for :] [Section] | Specifies a section start address |
| Symbol address file | FSymbol = <section name>[,...] | Link/Library <Section> [Show entries for :] [Symbol file] | Outputs externally defined symbol addresses to a definition file. |
| Section alignment specification | ALIGNED_SECTION = <section name>[,...] | Link/Library <Section> [Show entries for :] [Section alignment] | Changes the section alignment value to 16 bytes. |

START Section Address
 Link/Library <Section> [Show entries for :] [Section]

Format: START = <sub> [,...]
 <sub>: [(] <section name> [(: | , } <section name> [,...]] D) [,...]
 [/ <address>]

Description: Specifies the start address of the section. Specify an address as the hexadecimal.

The section name can be specified with wildcards “*”. Sections specified with wildcards are expanded according to the input order.

Two or more sections can be allocated to the same address (i.e., sections are overlaid) by separating them with a colon “:”.

Sections specified at a single address are allocated in the specification order.

Sections to be overlaid can be changed by enclosing them by parentheses “()”.

Objects in a single section are allocated in the specification order of the input file or the input library.

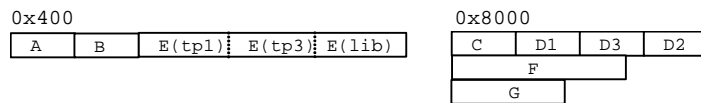
If no address is specified, the section is allocated at 0.

A section which is not specified with the **start** option is allocated after the last allocation address.

Examples: This example shows how sections are allocated when the objects are input in the following order (names enclosed by parentheses are sections in the objects).

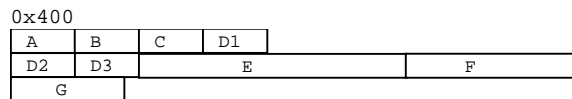
```
tp1.obj(A,D1,E) -> tp2.obj(B,D3,F) -> tp3.obj(C,D2,E,G)
-> lib.lib(E)
```

```
(1) -start=A,B,E/400,C,D*:F/G/8000
```




- Sections **C**, **F**, and **G** separated by colons are allocated to the same address.
- Sections specified with wildcards “*” (in this example, the sections whose names start with **D**) are allocated in the input order.
- Objects in the sections having the same name (**E** in this example) are allocated in the input order.
- An input library’s section having the same name (**E** in this example) as those of input objects is allocated after the input objects.

```
(2) -start=A,B,C,D1:D2,D3,E,F/G/400
```



- The sections that come immediately after the colons (**A**, **D2**, and **G** in this example) are selected as the start and allocated to the same address.

```
(3) -start=A,B,C,(D1:D2,D3),E,(F:G)/400
```



- When the sections to be allocated to the same address are enclosed by parentheses, the sections within parentheses are allocated to the address immediately after the sections that come before the parentheses (**C** and **E** in this example).
- The section that comes after the parentheses (**E** in this example) is allocated after the last of the sections enclosed by the parentheses.

Remarks: When **form**={**object** | **relocate** | **library**} or **strip** is specified, this option is unavailable.

Parentheses cannot be nested.

One or more colons must be written within parentheses. Parentheses cannot be written without a colon.

Colons cannot be written outside of parentheses.

When this option is specified with parentheses, optimization with the linkage editor is disabled.

| FSymbol | Symbol Address File |
|---------|--|
| | Link/Library <Section> [Show entries for :][Symbol file] |

Format: FSymbol = <section name> [...]

Description: Outputs externally defined symbols in the specified section to a file in the assembler directive format.

The file name is **<output file>.fsy**.

Examples: fSymbol = sct2, sct3
output=test.abs

Outputs externally defined symbols in sections **sct2** and **sct3** to **test.fsy**.

[Output example of **test.fsy**]

```
;OPTIMIZING LINKAGE EDITOR GENERATED FILE 1999.11.26
;fsymbol = sct2, sct3

;SECTION NAME = sct2
.export _f
_f: .equ h'00000000
.export _g
_g: .equ h'00000016
;SECTION NAME = sct3
.export _main
_main: .equ h'00000020
.end
```

Remarks: When **form={object | relocate | library}** or **strip** is specified, this option is unavailable.

This option is available when the CPU type is H8, H8S, H8SX Family, SuperH Family, or RX Family.

ALIGNED_SECTION

Changing Section Alignment to 16 bytes

Link/Library <Section> [Show entries for :][Section alignment]

Format: **ALIGNED_SECTION** = <section name>[,...]

Description: Changes the alignment value for the specified section to 16 bytes.

Remarks: When **form={object | relocate | library}**, **extract**, or **strip** is specified, this option is unavailable.

5.2.6 Verify Options

Table 5.12 Verify Category Options

| Item | Command Line Format | Dialog Menu | Specification |
|----------------------------------|--|---|--|
| Address check | CPU = { <cpu information file name> <memory type> = <address range>[,...] STRIDE} <memory type>: { ROm RAm XROm XRAm YROm YRAm } <address range>: <start address> -<end address> | Link/Library <Verify> [CPU information check :] | Specifies a specifiable allocation range for section addresses. The specified section will be divided. |
| Physical space overlap check | PS_check=<sub>[:<sub>...] <sub>: <LS>,<LS>[,...] <LS>: <start address> -<end address> | Link/Library <Verify> [Physical space overlap check :] | Specifies address ranges that may overlap each other in the physical space. |
| Not divide the specified section | CONTIGUOUS_SECTION = <section name>[,...] | Link/Library <Verify> [Not divide the specified section :] | The specified section will not be divided. |

CPu**Address Check**

Verify [CPU information check:]

Format: CPu={<cpu information file name>
| <memory type> = <address range> [,...]
| STRIDE}

<memory type>: { ROM | RAM | XROM | XRAM | YROM | YRAM | FIX }

<address range>: <start address> - <end address>

Description: When **cpu=stride** is not specified, a section larger than the specified range of addresses leads to an error.

When **cpu=stride** is specified, a section larger than the specified range of addresses is allocated to the next area of the same memory type or the section is divided.

[Example]

When the **stride** suboption is not specified:

```
start=D1,D2/100
```

```
cpu=ROM=100-1FF, RAM=200-2FF
```

The result is normal when **D1** and **D2** are respectively allocated within the ranges from 100 to 1FF and from 200 to 2FF. If they are not allocated within the ranges, an error will be output.

[Example]

When the **stride** suboption is specified:

```
start=D1,D2/100
```

```
cpu=ROM=100-1FF, RAM=200-2FF, ROM=300-3FF
```

```
cpu=stride
```

The result is normal when **D1** and **D2** are allocated within the ROM area (regardless of whether the section is divided). A linkage error occurs when they are not allocated within the ROM area even though the section is divided.

xrom and **xram** specify the X memory areas and **yrom** and **yram** specify the Y memory areas in the DSP.

Specify an address range in which a section can be allocated in hexadecimal notation. The memory type attribute is used for the inter-module optimization.

FIX for <memory type> is used to specify a memory area where the addresses are fixed (e.g. I/O area).

If the address range of <start>-<end> specified for **FIX** overlaps with that specified for another memory type, the setting for **FIX** is valid.

When <memory type> is **ROM** or **RAM** and the section size is larger than the specified memory range, sub-option **STRIDE** can be used to divide a section and allocate them to another area of the same memory type. Sections are divided in module units.

[Example]

```
cpu=ROM=0-FFFF, RAM=10000-1FFFF
```

Checks that section addresses are allocated within the range from 0 to FFFF or from 10000 to 1FFFF.

Object movement is not provided between different attributes with the inter-module optimization.

```
cpu=ROM=100-1FF, ROM=400-4FF, RAM=500-5FF
```

```
cpu=stride
```

When section addresses are not allocated within the range from 100 to 1FF, the linkage editor divides the sections in module units and allocates them to the range from 400 to 4FF.

Remarks:

When **form={object | relocate | library}** or **strip** is specified, this option is unavailable.

When **cpu=stride** and **memory=low** are specified, this option is unavailable.

Memory types **xrom**, **xram**, **yrom**, and **yram** are available only when the CPU is SHDSP, SH2DSP, SH3DSP or SH4ALDSP.

When **cpu=stride** and **optimize=register** are valid, error L2320 may be output. In such cases, disable **optimize=register**.

When section **B** is divided by **cpu=stride**, the size of section **C\$BSEC** increases by 8 bytes × number of divisions because this amount of information is required for initialization.

PS_check

Physical Space Overlap Check

Verify [Physical space overlap check :]

Format: PS_check=<sub>[:<sub>...]

<sub>: <LS>,<LS>[,...]

<LS>: <start address>-<end address>

Description: Specifies objects that may overlap each other when they are allocated to the memory.

Use this option to detect SH3 or SH4 objects that will overlap each other when they are allocated to the actual memory even if their virtual addresses do not overlap.

If an overlap is detected after this option setting, an error will be output and the linkage operation will be terminated.

Specify address ranges (<LS> in the command line format) that may overlap each other in the memory.

To check multiple physical memory spaces, specify them by separation with a colon (:).

Examples: In the SH4, the 4-Gbyte address space is mapped to the 512-Mbyte (29-bit address) external memory area when the MMU is disabled (the upper three bits of address for the 4-Gbyte space are ignored).

For example, when the **U0** area (00000000 to 0x7fffffff) that can be used in user mode is mapped to the external memory (512 Mbytes), overlapped objects can be detected through the following setting.

```
-PS_check=00000000-1fffffff,20000000-3fffffff,  
40000000-5fffffff,60000000-7fffffff
```

This setting means that addresses 00000000, 20000000, 40000000, and 60000000 are allocated to the same location in the actual memory.

Remarks: This option is only valid for the SuperH Family CPUs.

This option is invalid if **object**, **relocate**, or **library** is specified for the **output** format (**form** option).

This option is invalid when an absolute file is input.

For the address space specifications of the CPU, refer to the hardware manual of the target CPU.

CONTIGUOUS_SECTION

Not divide the specific section

Link/Library <Verify> [Not divide the specified section :]

Format: CONTIGUOUS_SECTION=<section name>[,...]

Description: Allocates the specified section to another available area of the same memory type without dividing the section when **cpu=stride** is valid.

Examples: `start=P,PA,PB/100`
`cpu=ROM=100-1FF,ROM=300-3FF,ROM=500-5FF`
`cpu=stride`
`contiguous_section=PA`

Section **P** is allocated to address 100.

If section **PA** which is specified as **contiguous_section** is over address 1FF, section **PA** is allocated to address 300 without being divided.

If section **PB** which is not specified as **contiguous_section** is over address 3FF, section **PB** is divided and allocated to address 500.

Remarks: When **cpu=stride** is invalid, this option is unavailable.

5.2.7 Other Options

Table 5.13 Other Category Options

| Item | Command Line Format | Dialog Menu | Specification |
|-----------------------------------|--|--|---|
| End code | S9 | Link/Library <Other> [Miscellaneous options :] [Always output S9 record at the end] | Always outputs the S9 record. |
| Stack information file | STACK | Link/Library <Other> [Miscellaneous options :] [Stack information output] | Outputs a stack use information file. |
| Debugging information compression | Compress <u>NOCompress</u> | Link/Library <Other> [Miscellaneous options :] [Compress debug information] | Compresses debugging information Does not compress debugging information |
| Memory occupancy reduction | MEMory = [<u>High</u> Low] | Link/Library <Other> [Miscellaneous options :] [Low memory use during linkage] | Specifies the memory occupancy when an input file is loaded |
| Symbol name modification | REName = <sub>[,...] <sub>: {<file name> (<name>=<name>[,...]) <module name> (<name><name>[,...]) } | Link/Library <Other> [User defined options :] | Modifies a symbol name or section name. |
| Symbol name deletion | DELeTe = <sub>[,...] <sub>: {<module name> [<file name> (<name>[,...]) } | Link/Library <Other> [User defined options :] | Deletes a symbol name or module name. |
| Module replacement | REPlace = <sub>[,...] <sub>: <file> [(<module>[,...])] | Link/Library <Other> [User defined options :] | Replaces modules of the same name in a library file. |
| Module extraction | EXTRact = <module>[,...] | Link/Library <Other> [User defined options :] | Extracts the specified module in a library file. |
| Debugging information deletion | STRip | Link/Library <Other> [User defined options:] | Deletes debugging information in an absolute file or a library file. |

| Item | Command Line Format | Dialog Menu | Specification |
|-----------------------------------|--|--|---|
| Message level | CHange_message=<sub>[,...] <sub>: {Information Warning Error } [=<error number> [-<error number>] [...]] | Link/Library <Other> [User defined options:] | Modifies message levels. |
| Local symbol name hide | Hide | Link/Library <Other> [User defined options:] | Deletes local symbol name information |
| Showing total sizes of sections | Total_size | Link/Library <Other> [Miscellaneous options :] [Displays total section size] | This newly added option sends total sizes of sections after linkage to standard output. |
| Information file for the emulator | RTs_file | Link/Library <Other> [Miscellaneous options :] [Rts information output] | Outputs an information file for the emulator (for SuperH Family). |

S9

End Code

Link/Library <Other>[Miscellaneous options :][Always output S9 record at the end]

Format: S9

Description: Outputs the **S9** record at the end even if the entry address exceeds 0x10000.Remarks: When **form=stype** is not specified, this option is unavailable.

STACK**Stack Information File**

Link/Library <Other>[Miscellaneous options :][Stack information output]

Format: STACK

Description: Outputs a stack consumption information file.

The file name is <output file name>.sni.

Remarks: When **form**={**object** | **relocate** | **library**} or **strip** is specified, this option is unavailable.

COmpress, NOCOmpress**Debugging Information Compression**

Link/Library <Other>[Miscellaneous options :][Compress debug information]

Format: COmpress

NOCOmpress

Description: Specifies whether debugging information is compressed.

When **compress** is specified, the debugging information is compressed.

When **nocompress** is specified, the debugging information is not compressed.

By compressing the debugging information, the debugger loading speed is improved. If the **nocompress** option is specified, the link time is reduced.

If this option is omitted, the default is **nocompress**.

Remarks: When **form**={**object** | **relocate** | **library** | **hexadecimal** | **stype** | **binary**} or **strip** is specified, the compress option is unavailable.

MEMory**Memory Occupancy Reduction**

Link/Library <Other>[Miscellaneous options :][Low memory use during linkage]

Format: MEMory = [High | Low]

Description: Specifies the memory size occupied for linkage.

When **memory = high** is specified, the processing is the same as usual.

When **memory = low** is specified, the linkage editor loads the information necessary for linkage in smaller units to reduce the memory occupancy. This increases file accesses and processing becomes slower when the occupied memory size is less than the available memory capacity.

memory = low is effective when processing is slow because a large project is linked and the memory size occupied by the linkage editor exceeds the available memory in the machine used.

Remarks: When one of the following options is specified, the **memory=low** option is unavailable:

When **form=absolute, hexadecimal, stype, or binary** is specified:

compress, delete, rename, map, stack, cpu=stride, or list and show[={reference | xreference}] are specified in combination.

When **form=library** is specified:

delete, rename, extract, hide, or replace

When **form=object or relocate** is specified:

extract

When the microcontroller is of a type that is not a member of the NC family and **optimize** is specified.

Some combinations of this option and the input or output file format are unavailable. For details, refer to table 5.4 in section 5.2.2, Output Options.

REName

Symbol Name Modification

Link/Library <Other>[User defined options :]

Format: REName = <suboption> [,...]

<suboption>: {[<file>] (<name> = <name> [,...])
| [<module>] (<name> = <name> [,...]) }

Description: Modifies a symbol name or a section name.

Symbol names or section names in a specific file or library in a module can be modified.

For a C/C++ variable name, add an underscore (_) at the head of the definition name in the program.

When a function name is modified, the operation is not guaranteed.

If the specified name matches both section and symbol names, the symbol name is modified.

If there are several files or modules of the same name, the priority depends on the input order.

Examples: `rename=(_sym1=data) ;` Modifies **_sym1** to **data**.

`rename=lib1 (P=P1) ;` Modifies the section **P** to **P1**
; in the library module **lib1**.

Remarks: When **extract** or **strip** is specified, this option is unavailable.

When **form=absolute** is specified, the section name of the input library cannot be modified.

DELeTe**Symbol Name Deletion**

Link/Library <Other>[User defined options :]

Format: DELeTe = <suboption> [,...]

<suboption>: {[<file>] (<name>[,...]) | <module>}

Description: Deletes an external symbol name or library module.

Symbol names or modules in the specified file can be deleted.

For a C/C++ variable name or C function name, add an underscore (_) at the head of the definition name in the program. For a C++ function name, enclose the definition name in the program with double-quotes including the parameter strings. If the parameter is **void**, specify as "<function name>()". If there are several files or modules of the same name, the file that is input first is applied.

When a symbol is deleted using this option, the object is not deleted but the attribute is changed to the internal symbol.

Examples: `delete=(_sym1)` ; Deletes the symbol **_sym1** in all files.

`delete=file1.obj(_sym2)` ; Deletes the symbol **_sym2**
; in the file **file1.obj**.

Remarks: When **extract** or **strip** is specified, this option is unavailable.

When **form=library** has been specified, this option deletes modules.

When **form={absolute|relocate|hexadecimal|stype|binary}** has been specified, this option deletes external symbols.

REPlace

Module Replacement

Link/Library <Other>[User defined options :]

Format: REPlace = <suboption> [...]

<suboption>: <file name> [(<module name> [...])]

Description: Replaces library modules.

Replaces the specified file or library module with the module of the same name in the library specified with the **library** option.

Examples: `replace=file1.obj` ; Replaces the module **file1**
; with the module **file1.obj**.

`replace=lib1.lib(md11)` ; Replaces the module **md11** with
; the module **md11** in the input library
; file **lib1.lib**.

Remarks: When **form**={**object** | **relocate** | **absolute** | **hexadecimal** | **styp**e | **binary**},
extract, or **strip** is specified, this option is unavailable.

EXTract**Module Extraction**

Link/Library <Other>[User defined options :]

Format: EXTract = <module name> [,...]

Description: Extracts library modules.

Extracts the specified library module from the library file specified using the **library** option.

Examples: `extract=file1` ; Extracts the module **file1**.

Remarks: When **form**={**absolute** | **hexadecimal** | **stype** | **binary**} or **strip** is specified, this option is unavailable.

When **form**=**library** has been specified, this option deletes modules.

When **form**={**absolute**|**relocate**|**hexadecimal**|**stype**|**binary**} has been specified, this option deletes external symbols.

STRip**Debugging Information Deletion**

Link/Library <Other>[User defined options :]

Format: STRip

Description: Deletes debugging information in an absolute file or library file.

When the **strip** option is specified, one input file should correspond to one output file.

Examples: `input=file1.abs file2.abs file3.abs`
`strip`

Deletes debugging information of **file1.abs**, **file2.abs**, and **file3.abs**, and outputs this information to **file1.abs**, **file2.abs**, and **file3.abs**, respectively. Files before debugging information is deleted are backed up in **file1.abk**, **file2.abk**, and **file3.abk**.

Remarks: When **form**={**object** | **relocate** | **hexadecimal** | **stype** | **binary**} is specified, this option is unavailable.

CHange_message

Message Level

Link/Library <Other>[User defined options :]

Format: CHange_message = <suboption> [,...]

<suboption>: <error level> [= <error number> [-<error number>] [,...]

<error level>: {Information | Warning | Error}

Description: Modifies the level of information, warning, and error messages.

Specifies the execution continuation or abort at the message output.

Examples: change_message=warning=2310

Modifies L2310 to the warning level and specifies execution continuation at L2310 output.

change_message=error

Modifies all information and warning messages to error level messages.
When a message is output, the execution is aborted.

Hide

Local Symbol Name Hide

Link/Library <Other>[User defined options :]

Format: Hide

Description: Deletes local symbol name information from the output file. Since all the name information regarding local symbols is deleted, local symbol names cannot be checked even if the file is opened with a binary editor. This option does not affect the operation of the generated file.

Use this option to keep the local symbol names secret.

The following types of symbol names are hidden:

C source: Variable or function names specified with the **static** qualifiers

C source: Label names for the **goto** statements

Assembly source: Symbol names of which external definition (reference) symbols are not declared

Note: The entry function name is not hidden.

Examples: The following is a C source example in which this option is valid:

```
int g1;
int g2=1;
const int g3=3;
static int s1;          //<- The static variable name will be hidden.
static int s2=1;       //<- The static variable name will be hidden.
static const int s3=2; //<- The static variable name will be hidden.

static int sub1()      //<- The static function name will be hidden.
{
    static int s1;     //<- The static variable name will be hidden.
    int l1;

    s1 = l1; l1 = s1;
    return(l1);
}

int main()
{
    sub1();
    if (g1==1)
        goto L1;
    g2=2;
L1:          //<- The label name of the goto statement
            // will be hidden.

    return(0);
}
```

Remarks: This option is available only when the output file format is specified as **absolute**, **relocate**, or **library**.

When the input file was compiled or assembled with the **goptimize** option specified, this option is unavailable if the output file format is specified as **relocate** or **library**.

To use this option with the external variable access optimization, do not use this option for the first linkage, and use it only for the second linkage.

The symbol names in the debugging information are not deleted by this option.

Total_size

Showing total sizes of sections

Link/Library <Other> [Miscellaneous options :] [Displays total section size]

Format: Total_size

Description: Sends total sizes of sections after linkage to standard output. The sections are categorized as follows, with the overall size of each being output.

- Executable program sections
- Non-program sections allocated to the ROM area
- Sections allocated to the RAM area

This option makes it easy to see the total sizes of sections allocated to the ROM and RAM areas.

Remarks: The **show=total_size** option must be used if total sizes of sections are to be output in the linkage listing.

When the ROM-support function (**rom** option) has been specified for a section, the section will be used by both the source (ROM) and destination (RAM) of the transfer. The sizes of sections of this type will be added to the total sizes of sections in both ROM and RAM.

RTs_file

Information File for the Emulator

Link/Library <Other> [Miscellaneous options :] [Rts information output]

Format: RTs_file

Description: This option creates a return address information file (**.rts** file) for the emulator. For usage of this option, refer to the user's manual for the emulator in use. This option is not available in some types of emulators.

The name of the return address information file is **<load module name>.rts**. If the file to be output is **test.abs** as specified with the **output** option, for example, its file will be created as **test.rts**. The return address information file is created under the same directory where the load module has been created.

Remarks: This option is invalid when **form={object | relocate | library}** has been specified.

This option is invalid when an absolute file is selected as an input file.

For usage of this option, refer to the user's manual for the emulator in use. This option is not available in some types of emulators.

This option can be used when the CPU type is SuperH Family.

5.2.8 Subcommand File Options

Table 5.14 Subcommand Tab Option

| Item | Command Line Format | Dialog Menu | Specification |
|-----------------|----------------------------|--|---|
| Subcommand file | SUcommand = <file name> | Link/Library <Subcommand file> [Use external subcommand file] | Specifies options with a subcommand file |

| SUBcommand | Subcommand File |
|-------------------|------------------------|
|-------------------|------------------------|

Link/Library <Subcommand file> [Use external subcommand file]

Format: SUBcommand = <file name>

Description: Specifies options with a subcommand file.

The format of the subcommand file is as follows:

<option> { = | Δ } [<suboption> [...]] [Δ&] [;<comment>]

The option and suboption are separated by an “=” sign or a space.

For the **input** option, suboptions are separated by a space.

One option is specified per line in the subcommand file.

If a subcommand description exceeds one line, the description can be allowed to overflow to the next line by using an ampersand (&).

The **subcommand** option cannot be specified in the subcommand file.

Examples: Command line specification:

```
optlnk file1.obj -sub=test.sub file4.obj
```

Subcommand specification:

```
input file2.obj file3.obj ; This is a comment.  
library lib1.lib, & ; Specifies line continued.  
lib2.lib
```

Option contents specified with a subcommand file are expanded to the location at which the subcommand is specified on the command line and are executed.

The order of file input is **file1.obj**, **file2.obj**, **file3.obj**, and **file4.obj**.

5.2.9 CPU Option

Table 5.15 CPU Tab Option

| Item | Command Line Format | Dialog Menu | Specification |
|---------------------------|----------------------------------|--------------------------------|---|
| SBR address specification | SBr = { <SBR address> User} | CPU [Specify SBR address :] | Specifies the start address of the 8-bit absolute area (for H8SX Family). |

| SBr | SBR Address Specification |
|-----|-----------------------------|
| | CPU [Specify SBR address :] |

Format: SBr = { <address> | User }

Description: Specifies the **SBR** address.

When the **SBR** address is specified in this option, optimization using the **abs8** area is available. When **user** is specified in this option, optimization for the **abs8** area is disabled.

Remarks: This option is available only when the CPU is H8SX Family.

If more than one **SBR** address is specified within the source or by tool options, the optimizing linkage editor assumes that **user** is specified regardless of this option setting.

5.2.10 Options Other Than Above

Table 5.16 Options Other Than Above

| Item | Command Line Format | Dialog Menu | Specification |
|--------------|---------------------|--------------------------|---|
| Copyright | <u>L</u> Ogo | — | Output |
| | NOLOgo | (NOLOgo is always valid) | Not output |
| Continuation | END | — | Executes option strings already input, inputs continuing option strings and continues processing. |
| Termination | EXIt | — | Specifies the termination of option input. |

LOgo, NOLOgo

Copyright

None (nologo is always available.)

Format: LOgo

NOLOgo

Description: Specifies whether the copyright is output.

When the **logo** option is specified, the copyright is displayed.

When the **nologo** option is specified, the copyright display is disabled.

When this option is omitted, the default is **logo**.

END

Execution Continued

None

Format: **END**

Description: Executes option strings specified before **END**. After the linkage processing is terminated, option strings that are specified after **END** are input and the linkage processing is continued.

This option cannot be specified on the command line.

Examples: =a.obj,b.obj ; Processing (1)
 start=P,C,D/100,B/8000 ; Processing (2)
 output=a.abs ; Processing (3)
 end
 =a.abs ; Processing (4)
 form=stype ; Processing (5)
 output=a.mot ; Processing (6)

Executes the processing from (1) to (3) and outputs **a.abs**. Then executes the processing from (4) to (6) and outputs **a.mot**.

EXIt

Termination Processing

None

Format: EXIt

Description: Specifies the end of the option specifications.

This option cannot be specified on the command line.

Examples: Command line specification:

```
optlnk -sub=test.sub -nodebug
```

test.sub:

```
input=a.obj,b.obj          ; Processing (1)
start=P,C,D/100,B/8000    ; Processing (2)
output=a.abs              ; Processing (3)
exit
```

Executes the processing from (1) to (3) and outputs **a.abs**.

The **nodebug** option specified on the command line after **exit** is executed is ignored.

Section 6 Environment Variables

6.1 Environment Variables

Environment variables are listed in table 6.1.

Table 6.1 Environment Variables

| No. | Environment Variable | Description | Default When Specification is Omitted |
|-----|---|--|--|
| 1 | path | Specifies a storage directory for the execution file. | Specification cannot be omitted. |
| 2 | BIN_RX | Specifies the directory in which ccrx is stored. | <ccrx storage directory> Specification cannot be omitted when the lbgrx command is used. |
| 3 | CPU_RX | Specifies the CPU type. <CPU type> RX600 RX200 | No value is set when specification is omitted. |
| 4 | INC_RX | Specifies a directory in which an include file of the compiler is stored. | <ccrx storage directory>\..\include |
| 5 | INC_RXA | Specifies a directory in which an include file of the assembler is stored. | No value is set when specification is omitted. |
| 6 | TMP_RX | Specifies a directory in which a temporary file is generated. | %TEMP% when the ccrx command is used. |
| 7 | HLNK_LIBRARY1 HLNK_LIBRARY2 HLNK_LIBRARY3 | Specifies a default library name for the optimizing linkage editor. Libraries which are specified by a library option are linked first. Then, if there is an unresolved symbol, the default libraries are searched in the order of 1, 2, 3. | No value is set when specification is omitted. |

| No. | Environment Variable | Description | Default When Specification is Omitted |
|-----|----------------------|---|--|
| 8 | HLNK_TMP | Specifies a folder in which the optimizing linkage editor generates temporary files. If HLNK_TMP is not specified, the temporary files are created in the current folder. | No value is set when specification is omitted. |
| 9 | HLNK_DIR | Specifies an input file storage folder for the optimizing linkage editor. The search order for files which are specified by the input or library option is the current folder, then the folder specified by HLNK_DIR . However, when a wild card is used in the file specification, only the current folder is searched. | No value is set when specification is omitted. |

When the **cpu** option does not select the CPU type, the environment variable **CPU_RX** must be set. When a CPU other than **RX600** or **RX200** is specified as the CPU type, an error will occur. For the relationship between **CPU_RX** and the **cpu** option, refer to the description of the **cpu** option in section 2.5, Microcontroller Options.

When more than one directory is specified by **INC_RX**, **INC_RXA**, **HLNK_LIBRARY1**, **HLNK_LIBRARY2**, **HLNK_LIBRARY3**, and **HLNK_DIR**, the directories should be divided using semicolons (;).

For **BIN_RX**, **INC_RX**, and **TMP_RX** when the **ccrx** command is executed, if an environment variable has already been specified, the specified value is used. If no specification has been made, the default at specification omission will be used.

These environment variables can be set easily by executing the batch file **setccrx.bat** which is generated at installation. **setccrx.bat** is stored in "<High-performance Embedded Workshop storage directory>\Tools\Renesas\RX\1_0_0" or "<ccrx storage directory>\..".

6.2 Predefined Macros

The following predefined macros are defined according to the option specification and version.

Table 6.2 Predefined Macros of Compiler

| No. | Option | Predefined Macro | |
|-----|-------------------|--|--------------------------|
| 1 | cpu=rx600 | #define __RX600 | 1 |
| | cpu=rx200 | #define __RX200 | 1 |
| 2 | endian=big | #define __BIG | 1 |
| | endian=little | #define __LIT | 1 |
| 3 | dbl_size=4 | #define __DBL4 | 1 |
| | dbl_size=8 | #define __DBL8 | 1 |
| 4 | int_to_short | #define __INT_SHORT | 1 |
| 5 | signed_char | #define __SCHAR | 1 |
| | unsigned_char | #define __UCHAR | 1 |
| 6 | signed_bitfield | #define __SBIT | 1 |
| | unsigned_bitfield | #define __UBIT | 1 |
| 7 | round=zero | #define __ROZ | 1 |
| | round=nearest | #define __RON | 1 |
| 8 | denormalize=off | #define __DOFF | 1 |
| | denormalize=on | #define __DON | 1 |
| 9 | bit_order=left | #define __BITLEFT | 1 |
| | bit_order=right | #define __BITRIGHT | 1 |
| 10 | auto_enum | #define __AUTO_ENUM | 1 |
| 11 | library=function | #define __FUNCTION_LIB | 1 |
| | library=intrinsic | #define __INTRINSIC_LIB | 1 |
| 12 | fpu | #define __FPU | 1 |
| 13 | — | #define __RENESAS_* ¹ | 1 |
| 14 | — | #define __RENESAS_VERSION_* ¹ | 0xAABBCC00* ² |
| 15 | — | #define __RX* ¹ | 1 |
| 16 | pic | #define __PIC | 1 |
| 17 | pid | #define __PID | 1 |

- Notes: 1. Always defined regardless of the option.
 2. When the version is V.AA.BB.CC, the value of `__RENESAS_VERSION__` is 0xAABBCC00.
 Example: For V.1.01.00, specify `#define __RENESAS_VERSION__ 0x01010000`.

Table 6.3 Predefined Macros of Assembler

| No. | Option | Predefined Macro | |
|-----|---------------|---|---|
| 1 | cpu=rx600 | <code>__RX600</code> | <code>.DEFINE 1</code> |
| | cpu=rx200 | <code>__RX200</code> | <code>.DEFINE 1</code> |
| 2 | endian=big | <code>__BIG</code> | <code>.DEFINE 1</code> |
| | endian=little | <code>__LITTLE</code> | <code>.DEFINE 1</code> |
| 3 | — | <code>__RENESAS_VERSION__</code> * ¹ | <code>.DEFINE AABBCC00H</code> * ² |
| 4 | — | <code>__RX</code> * ¹ | <code>.DEFINE 1</code> |

- Notes: 1. Always defined regardless of the option.
 2. When the version is V.AA.BB.CC, the value of `__RENESAS_VERSION__` is 0xAABBCC00.
 Example: For V.1.01.00, specify `__RENESAS_VERSION__ .DEFINE 01010000H`.

Section 7 File Specifications

7.1 Naming Files

A standard file extension is automatically added to the name of a compiled file when omitted. The standard file extensions used by the integrated development environment are shown in table 7.1.

Table 7.1 Standard File Extensions Used by the Integrated Development Environment

| No. | File Extension | Description |
|-----|----------------|---|
| 1 | c | Source program file written in C |
| 2 | cpp, cc, cp | Source program file written in C++ |
| 3 | h | Include file |
| 4 | p | C source program preprocessor expansion file |
| 5 | pp | C++ source program preprocessor expansion file |
| 6 | src | Assembly source program file |
| 7 | lst | Assembly program list file |
| 8 | obj | Relocatable object program file |
| 9 | abs | Absolute load module file |
| 10 | map | Linkage map list file |
| 11 | lib | Library file |
| 12 | lbp | Library list file |
| 13 | mot | S-type format file |
| 14 | hex | HEX format file |
| 15 | bin | Binary file |
| 16 | sni | Stack information file |
| 17 | pro | Profile information file |
| 18 | dbg | Debugging information file |
| 19 | rti | Object file including definition that is specified by a file with extension td |
| 20 | cal | Information file to be called |
| 21 | bls | Information file for external symbol allocation |
| 22 | jmp | Jump table file (assembly language) |
| 23 | fsy | Symbol address file (assembly language) |

Note: Conditions for file names

A file name accepted by the compiler should satisfy the following conditions.

- Satisfies the naming conventions of the OS.
- Does not start with a hyphen (-).

File names beginning with **rti_** are reserved for the system; do not use those file names.

Table 7.2 lists the extensions for files that are temporarily output under the **tpldir** folder.

Table 7.2 tpldir Folder Output File

| No. | File Extension | Description |
|-----|----------------|---|
| 1 | td | Tentative-defined variable information file |
| 2 | ti | Template information file |
| 3 | pi | Parameter information file |
| 4 | ii | Instance information file |

7.2 Source List

7.2.1 Structure of Source List

The source list file contains the compilation and assembly results. Table 7.3 shows the structure and contents of the source list.

Table 7.3 Structure and Contents of Source List

| No. | Output Information | Contents | Suboption * | When show Option is not Specified |
|-----|-----------------------------------|--|-------------|-----------------------------------|
| 1 | Source information | C/C++ source code corresponding to assembly source code | show=source | Not output |
| 2 | Object information | Machine code used in object programs and the assembly source code | None | Output |
| 3 | Statistics information | Total number of errors, number of source program lines, and size of each section | None | Output |
| 4 | Command specification information | File names and options specified by the command | None | Output |

Note: * Valid when the **listfile** option is specified.

7.2.2 Source Information

The source information is included in the object information when the **show=source** option is specified. For an example of source information, refer to section 7.2.3, Object Information.

7.2.3 Object Information

Figure 7.1 shows an example of object information output.

```

* RX FAMILY ASSEMBLER V.1.00.00 * SOURCE LIST Sat May 16 11:56:15 2009
LOC.   OBJ.   OXMDA SOURCE STATEMENT
(1)   (2)   (3)   (4)

;C LABEL   INSTRUCTION OPERAND   COMMENT
(5)       (6)
;LineNo. C-SOURCE STATEMENT
(8)       (9)

        .SECTION      P, CODE
;       1 #include    "include.h"
;       1 extern int  x;
;       2 extern int  y = 1;
;       2 int func01(int);
;       3 int func03(int);
;       4
;       5 int func02(int z)
        .glob         _func02
00000000 _func02:          .STACK      _func02=8      ; function: func02
00000000 7EA6          PUSH.L     R6
00000002
L10:
        .LINE        "D:\RXC\work\list\now\sample.c", 7
;       6 {
;       7           x = func01(z);
00000002 EF16          MOV.L     R1,R6
00000004 05rrrrrrr      A          BSR      _func01
00000008 FB42rrrrrrrr   MOV.L     #_x,R4
0000000E E341          MOV.L     R1,[R4]
        .LINE        "D:\RXC\work\list\now\sample.c", 8
;       8           if (z == 2) {
00000010 6126          S          CMP     #02H,R6
00000012 18          BNE     L12
00000013
L11:
        .LINE        "D:\RXC\work\list\now\sample.c", 9
;       9           x++;
00000013 711501         B          ADD     #01H,R1,R5
00000016 E345          MOV.L     R5,[R4]
00000018 2E11         B          BRA     L13
0000001A
L12:
        .LINE        "D:\RXC\work\list\now\sample.c", 11
;       10          } else {
;       11          x = func03(x + 2);
0000001A 6221         W          ADD     #02H,R1
0000001C 391200         BSR     _func03
0000001F FB42rrrrrrrr   MOV.L     #_x,R4
00000025 E341          MOV.L     R1,[R4]
00000027 EF15          MOV.L     R1,R5
00000029
L13:
        .LINE        "D:\RXC\work\list\now\sample.c", 13
;       12          }
;       13          return x;
00000029 EF51         MOV.L     R5,R1
0000002B 3F6601         RTSD    #04H,R6-R6
        .LINE        "D:\RXC\work\list\now\sample.c", 16
;       14 }
;       15
;       16 int func03(int p)
        .glob         _func03
0000002E          _func03:          .STACK      _func03=4      ; function: func03
0000002E
L14:
        .LINE        "D:\RXC\work\list\now\sample.c", 18
;       17 {
;       18          return p+1;
0000002E 6211         ADD     #01H,R1
00000030 02          RTS
;       19 }
        .glob         _x
        .glob         _func01
        .SECTION     D,ROMDATA,ALIGN=4
        .glob         _y
00000000          _y:              .lword    00000001H      ; static: y
00000000 01000000
        .END
    
```

Figure 7.1 Example of Object Information Output

- (1) Location information (LOC.)
 Location address of the object code that can be determined at assembly.
- (2) Object code information (OBJ.)
 Object code corresponding to the mnemonic of the source code.
- (3) Line information (OXMDA)
 Results of source code processing by the assembler. The following shows the meaning of each symbol.

Table 7.4 Line Information on Assembly-Language Source Code

| O | X | M | D | A | Description |
|----------|----------|----------|----------|----------|--|
| 0-30 | | | | | Shows the nesting level of include files. |
| | X | | | | Shows the line where the condition is false in conditional assembly when -show=conditions is specified. |
| | | M | | | Shows the line expanded from a macro instruction when -show=expansions is specified. |
| | | | D | | Shows the line that defines a macro instruction when -show=definitions is specified. |
| | | | | S | Shows that branch distance specifier S is selected. |
| | | | | B | Shows that branch distance specifier B is selected. |
| | | | | W | Shows that branch distance specifier W is selected. |
| | | | | A | Shows that branch distance specifier A is selected. |
| | | | | * | Shows that a substitute instruction is selected for a conditional branch instruction. |

- (4) Source information (SOURCE STATEMENT)
 Contents of the assembly-language source file.
- (5) Label information (C LABEL)
- (6) Assembly-language instructions (INSTRUCTION OPERAND)
 Assembly-language instructions output by the compiler.
- (7) Comment on assembly-language source program (COMMENT)
- (8) C/C++ source line number (LineNo.)
- (9) C/C++ source statement (C-SOURCE STATEMENT)
 C/C++ source statement output when the **show=source** option is specified.

7.2.4 Statistics Information

Figure 7.2 shows an example of statistics information output.

```
Information List (1)

TOTAL ERROR(S)      00000
TOTAL WARNING(S)    00000
TOTAL LINE(S)       00071  LINES

Section List (2)

Attr      Size      Name
CODE      0000000047(0000002FH) P
ROMDATA   0000000004(00000004H) D
```

Figure 7.2 Example of Statistics Information Output

- (1) Numbers of error messages and warning messages, and total number of source lines
- (2) Section information (section attribute, size, and section name)

7.2.5 Compiler Command Specification Information

The file names and options specified on the command line when the compiler is invoked are output. The compiler command specification information is output at the beginning of the list file. Figure 7.3 shows an example of command specification information output.

```
*** CPU TYPE *** (1)

;-CPU=RX600

*** COMMAND PARAMETER *** (2)

;-output=src=C:\tmp\elp1894\sample.src
;-nologo
;-show=source
;sample.c
```

Figure 7.3 Example of Command Specification Information Output

- (1) Selected microcomputer
- (2) File names and options specified for the compiler

7.2.6 Assembler Command Specification Information

The file names and options specified on the command line when the assembler is invoked are output. The assembler command specification information is output at the end of the list file. Figure 7.4 shows an example of command specification information output.

```
Cpu Type      (1)
-CPU=RX600

Command Parameter  (2)
-output=sample.obj
-nologo
-listfile=sample.lst
```

Figure 7.4 Example of Command Specification Information Output

- (1) Microcomputer selected for the assembler
- (2) File names and options specified for the assembler

7.3 Linkage List

This section covers the contents and format of the linkage list output by the optimizing linkage editor.

7.3.1 Structure of Linkage List

Table 7.5 shows the structure and contents of the linkage list.

Table 7.5 Structure and Contents of Linkage List

| No. | Output Information | Contents | When show Option* is Specified | When show Option is not Specified |
|-----|--|--|-------------------------------------|--|
| 1 | Option information | Option strings specified by a command line or subcommand | None | Output |
| 2 | Error information | Error messages | None | Output |
| 3 | Linkage map information | Section name, start/end addresses, size, and type | None | Output |
| 4 | Symbol information | Static definition symbol name, address, size, and type in the order of address When show=reference is specified: Symbol reference count and optimization information in addition to the above information | show =symbol show =reference | Not output Not output |
| 5 | Symbol deletion optimization information | Symbols deleted by optimization | show =symbol | Not output |
| 6 | Cross-reference information | Symbol reference information | show =xreference | Not output |
| 7 | Total section size | Total sizes of RAM, ROM, and program sections | show=total_size | Not output |
| 8 | Vector information | Vector numbers and address information | show=vector | Not output |
| 9 | CRC information | CRC calculation result and output addresses | None | Always output when the CRC option is specified |

Note: * The **show** option is valid when the **list** option is specified.

7.3.2 Option Information

The option strings specified by a command line or a subcommand file are output. Figure 7.5 shows an example of option information output when **optlnk -sub=test.sub -list -show** is specified.

```
(test.sub contents )
INPUT test.obj

*** Options ***

-sub=test.sub
INPUT test.obj (2)
-list
-show
} (1)
```

Figure 7.5 Example of Option Information Output (Linkage List)

- (1) Outputs option strings specified by a command line or a subcommand in the specified order.
- (2) Subcommand in the **test.sub** subcommand file

7.3.3 Error Information

Error messages are output. Figure 7.6 shows an example of error information output.

```
*** Error Information ***

** L2310 (E) Undefined external symbol "strcmp" referred to in "test.obj" } (1)
```

Figure 7.6 Example of Error Information Output (Linkage List)

- (1) Outputs an error message.

7.3.4 Linkage Map Information

The start and end addresses, size, and type of each section are output in the order of address.

Figure 7.7 shows an example of linkage map information output.

```

*** Mapping List ***
SECTION          START      END        SIZE      ALIGN
(1)              (2)       (3)       (4)       (5)
P                00001000  00001000    1        1
C                00001004  00001007    4        4
D_2             00001008  000014dd   4d6      2
B_2             000014de  000050b3   3bd6     2
  
```

Figure 7.7 Example of Linkage Map Information Output (Linkage List)

- (1) Section name
- (2) Start address
- (3) End address
- (4) Section size
- (5) Section boundary alignment value

7.3.5 Symbol Information

When **show=symbol** is specified, the addresses, sizes, and types of externally defined symbols or static internally defined symbols are output in the order of address. When **show=reference** is specified, the symbol reference counts and optimization information are also output. Figure 7.8 shows an example of symbol information output.

```

*** Symbol List ***

SECTION=(1)
FILE=(2)      START      END      SIZE
                (3)      (4)      (5)
SYMBOL        ADDR      SIZE      INFO      COUNTS  OPT
(6)          (7)      (8)      (9)      (10)  (11)

SECTION=P
FILE=test.obj
  _main      00000000      00000428      428
  _malloc    00000000      2      func ,g      0
            00000000      32      func ,l      0
FILE=mvn3
  $MVN#3    00000428      00000490      68
            00000428      0      none ,g      0
  
```

Figure 7.8 Example of Symbol Information Output (Linkage List)

- (1) Section name
- (2) File name
- (3) Start address of a section included in the file indicated by (2) above
- (4) End address of a section included in the file indicated by (2) above
- (5) Section size of a section included in the file indicated by (2) above
- (6) Symbol name
- (7) Symbol address
- (8) Symbol size
- (9) Symbol type as shown below

| | | |
|------------|-------|---------------------|
| Data type: | func | Function name |
| | data | Variable name |
| | entry | Entry function name |

| | | |
|-------------------|------|-------------------------------------|
| | none | Undefined (label, assembler symbol) |
| Declaration type: | g | External definition |
| | l | Internal definition |

(10) Symbol reference count only when **show=reference** is specified. * is output when **show=reference** is not specified.

(11) Optimization information as shown below.

- ch Symbol modified by optimization
- cr Symbol created by optimization
- mv Symbol moved by optimization

7.3.6 Symbol Deletion Optimization Information

The size and type of symbols deleted by symbol deletion optimization (**optimize=symbol_delete**) are output. Figure 7.9 shows an example of symbol deletion optimization information output.

```

*** Delete Symbols ***

  SYMBOL          SIZE      INFO
  (1)            (2)      (3)
  _Version
                        4      data ,g
  
```

Figure 7.9 Example of Symbol Deletion Optimization Information Output (Linkage List)

- (1) Deleted symbol name
- (2) Deleted symbol size
- (3) Deleted symbol type as shown below

| | | |
|-------------------|------|---------------------|
| Data type: | func | Function name |
| | data | Variable name |
| Declaration type: | g | External definition |
| | l | Internal definition |

7.3.7 Cross-Reference Information

The symbol reference information (cross-reference information) is output when **show=xreference** is specified. Figure 7.10 shows an example of cross-reference information output.

```

*** Cross Reference List ***

  No   Unit Name  Global.Symbol  Location  External Information
(1)   (2)         (3)           (4)       (5)
0001  a
      SECTION=P  _func
                        00000100
                        _func1
                        00000116
                        _main
                        0000012c
                        _g
                        00000136
      SECTION=B
                        _a
                        00000190  0001(00000140:P)
                        0002(00000178:P)
                        0003(0000018c:P)
0002  b
      SECTION=P
                        _func01
                        00000154  0001(00000148:P)
                        _func02
                        00000166  0001(00000150:P)
0003  c
      SECTION=P
                        _func03
                        00000184
  
```

Figure 7.10 Example of Cross-Reference Information Output (Linkage List)

- (1) Unit number, which is an identification number in object units
- (2) Object name, which specifies the input order at linkage
- (3) Symbol name output in ascending order of allocation addresses for every section
- (4) Symbol allocation address, which is a relative value from the beginning of the section when **form=rel** is specified
- (5) Address of an external symbol that has been referenced

Output format: <Unit number> (<address or offset in section>:<section name>)

7.3.8 Total Section Size

The total sizes of ROM, RAM, and program sections are output. Figure 7.11 shows an example of total section size output.

```
*** Total Section Size ***  
  
RAMDATA SECTION :      00000660 Byte(s)  
(1)  
ROMDATA SECTION :      00000174 Byte(s)  
(2)  
PROGRAM SECTION :      000016d6 Byte(s)  
(3)
```

Figure 7.11 Example of Total Section Size Output (Linkage List)

- (1) Total size of RAM data sections
- (2) Total size of ROM data sections
- (3) Total size of program sections

7.3.9 Vector Information

The contents of the variable vector table are output when **show=vector** is specified. Figure 7.12 shows an example of vector information output.

```
*** Variable Vector Table List ***  
  
NO.      SYMBOL/ADDRESS  
(1)      (2)  
0        $fdummy  
1        $fa  
2        00ff8800  
3        $fdummy  
:  
<Omitted>
```

Figure 7.12 Example of Vector Information Output (Linkage List)

- (1) Vector number
- (2) Symbol. When no symbol is defined for the vector number, the address is output.

7.3.10 CRC Information

The CRC calculation result and output address are output when the CRC option is specified.

```
*** CRC Code ***  
  
CODE      : cb0b  
(1)  
ADDRESS   : 00007ffe  
(2)
```

Figure 7.13 Example of CRC Information Output (Linkage List)

- (1) CRC calculation result
- (2) Address where the CRC calculation result is output

7.4 Library List

This section covers the contents and format of the library list output by the optimizing linkage editor.

7.4.1 Structure of Library List

Table 7.6 shows the structure and contents of the library list.

Table 7.6 Structure and Contents of Library List

| No. | Output Information | Contents | Suboption * | When show Option is not Specified |
|-----|--|--|--------------|-----------------------------------|
| 1 | Option information | Option strings specified by a command line or subcommand | — | Output |
| 2 | Error information | Error messages | — | Output |
| 3 | Library information | Library information | — | Output |
| 4 | Information of modules, sections, and symbols within library | Module within the library | — | Output |
| | | When show=symbol is specified: List of symbol names in a module within the library | show=symbol | Not output |
| | | When show=section is specified: Lists of section names and symbol names in a module within the library | show=section | Not output |

Note: * All options are valid when the **list** option is specified.

7.4.2 Option Information

The option strings specified by a command line or a subcommand file are output. Figure 7.14 shows an example of option information output when `optlnk -sub = test.sub -list -show` is specified.

```
(test.sub contents)
form    library
in      adhry.obj
output  test.lib

*** Options ***

-sub=test.sub
form    library
in      adhry.obj } (2)
output  test.lib } (1)
-list
-show
```

Figure 7.14 Example of Option Information Output (Library List)

- (1) Outputs option strings specified by a command line or a subcommand in the specified order.
- (2) Subcommand in the `test.sub` subcommand file

7.4.3 Error Information

Messages for errors or warnings are output. Figure 7.15 shows an example of error information output.

```
*** Error Information ***

** L1200 (W) Backed up file "main.lib" into "main.lbk" (1)
```

Figure 7.15 Example of Error Information Output (Library List)

- (1) Outputs a warning message.

7.4.4 Library Information

The library type is output. Figure 7.16 shows an example of library information output.

```
*** Library Information ***  
  
LIBRARY NAME=test.lib (1)  
CPU=SuperH (2)  
ENDIAN=Big (3)  
ATTRIBUTE=system (4)  
NUMBER OF MODULE =1 (5)
```

Figure 7.16 Example of Library Information Output (Library List)

- (1) Library name
- (2) CPU name
- (3) Endian type
- (4) Library file attribute: either system library or user library
- (5) Number of modules within the library

7.4.5 Module, Section, and Symbol Information within Library

A list of modules within the library is output.

When **show=symbol** is specified, the symbol names in a module within the library are listed.

When **show=section** is specified, the section names and symbol names in a module within the library are listed.

Figure 7.17 shows an output example of module, section, and symbol information within a library.

```
*** Library List ***  
  
MODULE          LAST UPDATE  
(1)             (2)  
SECTION  
(3)  
SYMBOL  
(4)  
adhry          29-Feb-2000 12:34:56  
  
P  
  _main  
  _Proc0  
  _Proc1  
C  
D  
  _Version  
B  
  _IntGlob  
  _CharGlob
```

Figure 7.17 Example of Module, Section, and Symbol Information Output (Library List)

(1) Module name

(2) Module definition date

If the module is updated, the latest module update date is displayed.

(3) Section name within a module

(4) Symbol within a section

Section 8 Programming

8.1 Program Structure

8.1.1 Sections

Each of the regions for execution instructions and data of the relocatable files output by the assembler comprises a section. A section is the smallest unit for data placement in memory. Sections have the following properties.

- Section attributes
 - code** Stores execution instructions
 - data** Stores data that can be changed
 - romdata** Stores fixed data
- Format type
 - Relative-address format: A section that can be relocated by the optimizing linkage editor.
 - Absolute-address format: A section of which the address has been determined; it cannot be relocated by the optimizing linkage editor.
- Initial values
 - Specifies whether there are initial values at the start of program execution. Data which has initial values and data which does not have initial values cannot be included in the same section. If there is even one initial value, the area without initial values is initialized to zero.
- Write operations
 - Specifies whether write operations are or are not possible during program execution.
- Boundary alignment number
 - Values to correct the addresses of the sections. The optimizing linkage editor corrects addresses of the sections so that they are multiples of each of the boundary alignment numbers.

8.1.2 C/C++ Program Sections

The correspondence between memory areas and sections for C/C++ programs and the standard library is described in table 8.1.

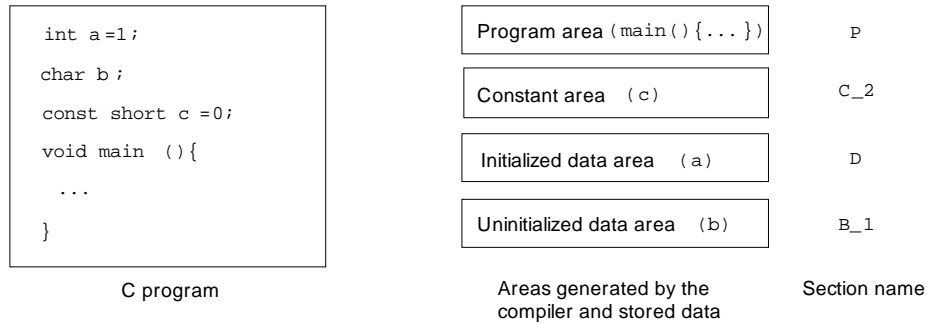
Table 8.1 Summary of Memory Area Types and Their Properties

| Name | Section | | Format Type | Initial Value | | Alignment Number | Description |
|---|--|-----------|-------------|---------------------|----------------------|--|-------------|
| | Name | Attribute | | Write Operation | | | |
| Program area | P* ¹ * ⁶ | code | Relative | Yes Not possible | 1 byte* ⁷ | Stores machine code | |
| Constant area | C* ¹ * ² * ⁶ * ⁸ | romdata | Relative | Yes Not possible | 4 bytes | Stores const type data | |
| | C_2* ¹ * ² * ⁶ * ⁸ | romdata | Relative | Yes Not possible | 2 bytes | | |
| | C_1* ¹ * ² * ⁶ * ⁸ | romdata | Relative | Yes Not possible | 1 byte | | |
| Initialized data area | D* ¹ * ² * ⁶ * ⁸ | romdata | Relative | Yes Possible | 4 bytes | Stores data with initial values | |
| | D_2* ¹ * ² * ⁶ * ⁸ | romdata | Relative | Yes Possible | 2 bytes | | |
| | D_1* ¹ * ² * ⁶ * ⁸ | romdata | Relative | Yes Possible | 1 byte | | |
| Uninitialized data area | B* ¹ * ² * ⁶ * ⁸ | data | Relative | No Possible | 4 bytes | Stores data without initial values | |
| | B_2* ¹ * ² * ⁶ * ⁸ | data | Relative | No Possible | 2 bytes | | |
| | B_1* ¹ * ² * ⁶ * ⁸ | data | Relative | No Possible | 1 byte | | |
| switch statement branch table area | W* ¹ * ² | romdata | Relative | Yes Not Possible | 4 bytes | Stores branch tables for switch statements | |
| | W_2* ¹ * ² | romdata | Relative | Yes Not Possible | 2 bytes | | |
| | W_1* ¹ * ² | romdata | Relative | Yes Not Possible | 1 byte | | |
| C++ initial processing/postprocessing data area | C\$INIT | romdata | Relative | Yes Not possible | 4 bytes | Stores addresses of constructors and destructors called for global class objects | |
| C++ virtual function table area | C\$VTBL | romdata | Relative | Yes Not possible | 4 bytes | Stores data for calling the virtual function when a virtual function exists in the class declaration | |
| User stack area | SU | data | Relative | No Possible | 4 bytes | Area necessary for program execution | |
| Interrupt stack area | SI | data | Relative | No Possible | 4 bytes | Area necessary for program execution | |

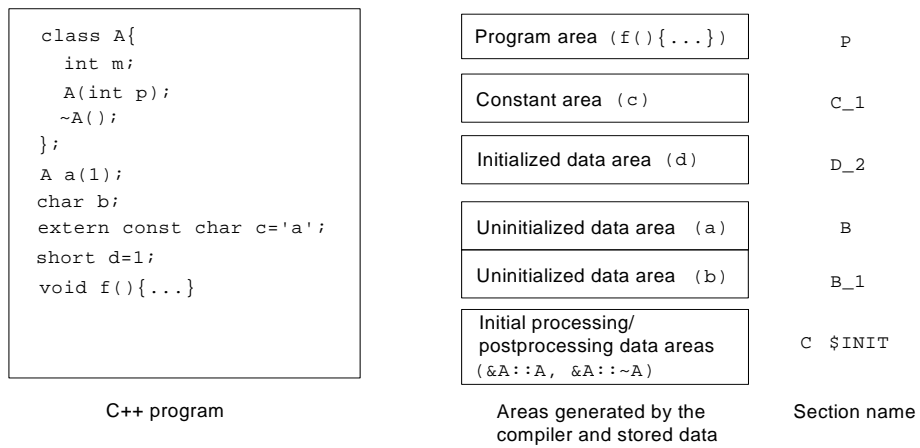
| Name | Section | | Format Type | Initial Value | Align-ment Number | Description |
|--------------------------------|--|-----------|-------------|---|-------------------|--|
| | Name | Attribute | | Write Operation | | |
| Heap area | — | — | Relative | No Possible | — | Area used by library functions malloc , realloc , calloc , and new |
| Absolute address variable area | \$ADDR_ <section>_ <address> * ³ | data | Absolute | Yes/No Possible/ Not possible* ⁴ | — | Stores variables specified by #pragma address |
| Variable vector area | C\$VECT | romdata | Relative | No Possible | 4 bytes | Variable vector table |
| Literal area | L* ⁵ | data | Relative | Yes Possible/ Not possible | 4 bytes | Stores string literals and initializers used for dynamic initialization of aggregates |

- Notes:
1. Section names can be switched using the **section** option.
 2. Specifying a section with a boundary alignment of 4 when switching the section names also changes the section name of sections with a boundary alignment of 1 or 2.
 3. **<section>** is a **C**, **D**, or **B** section name, and **<address>** is an absolute address (hexadecimal).
 4. The initial value and write operation depend on the attribute of **<section>**.
 5. The section name can be changed by using the **section** option. In this case, the **C** section can be selected as the changed name.
 6. The section name can be changed through **#pragma section**.
 7. Specifying the **instalign4** or **instalign8** option, **#pragma instalign4**, or **#pragma instalign8** changes the boundary alignment to 4 or 8.
 8. If an endian not matching the **endian** option has been specified in **#pragma endian**, a dedicated section is created to store the relevant data. At the end of the section name, **_B** is added for **#pragma endian big**, and **_L** is added for **#pragma endian little**.

Example 1: A program example is used to demonstrate the correspondence between a C program and the compiler-generated sections.



Example 2: A program example is used to demonstrate the correspondence between a C++ program and the compiler-generated sections.



8.1.3 Assembly Program Sections

In assembly programs, the **.SECTION** control directive is used to begin sections and declare their attributes, and the **.ORG** control directive is used to declare the format types of sections.

For details on the control directives, refer to section 10.3, Assembler Directive Coding.

Example: An example of an assembly program section declaration is shown below.

```

        .SECTION      A, CODE, ALIGN=4      ; ( 1 )

START:
        MOV.L        #CONST, R4
        MOV.L        [R4], R5
        ADD          #10, R5, R3
        MOV.L        #100, R4
        MOV.L        #ARRAY, R5

LOOP:
        MOV.L        R3, [R5+]
        SUB          #1, R4
        CMP          #0, R4
        BNE         LOOP

EXIT:
        RTS

;

        .SECTION      B, ROMDATA           ; ( 2 )
        .ORG         02000H
        .glb         CONST

CONST:
        .LWORD       05H

;

        .SECTION      C, DATA, ALIGN=4    ; ( 3 )
        .glb         BASE

BASE:
        .blk1        100
        .END
  
```

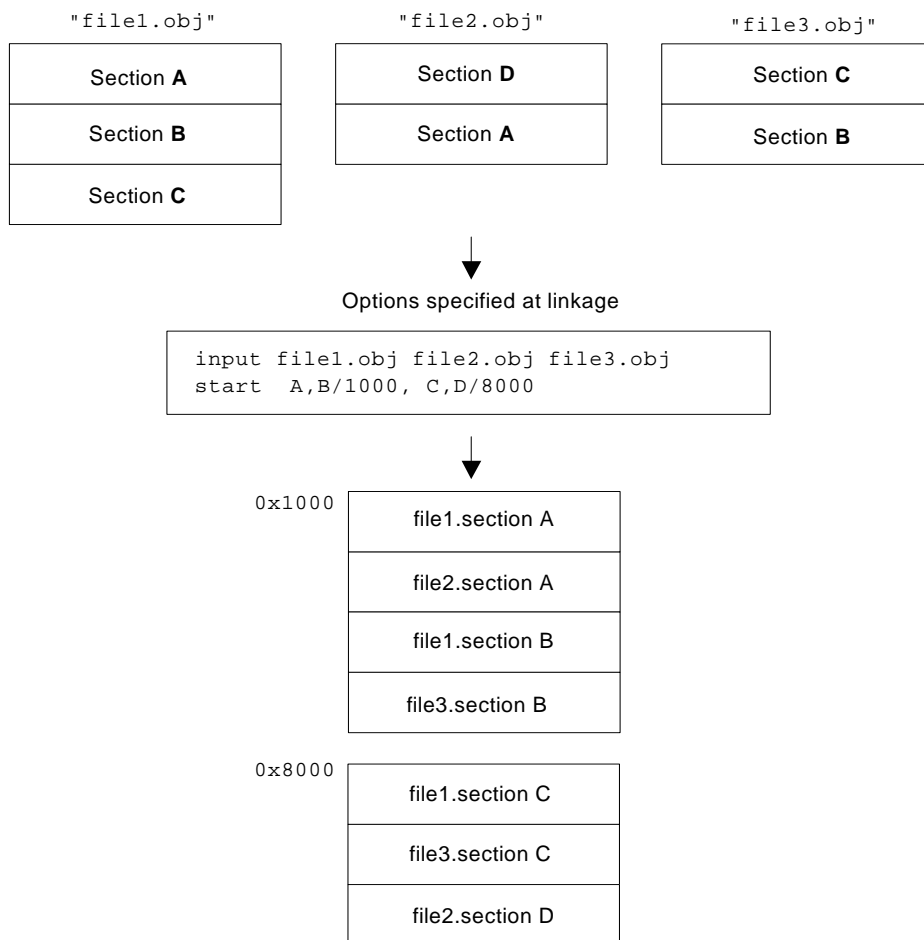
- (1) Declares a **code** section with section name **A**, boundary alignment 4, and relative address format.
- (2) Declares a **romdata** section with section name **B**, allocated address 2000H, and absolute address format.

- (3) Declares a **stack** section with section name **C**, boundary alignment 4, and relative address format.

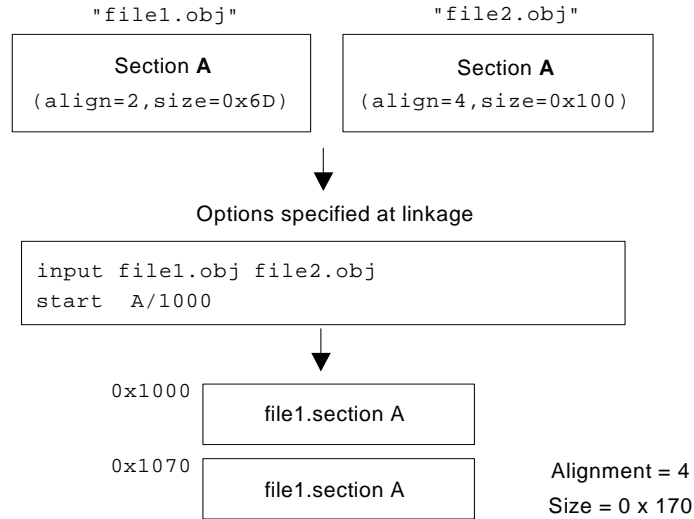
8.1.4 Linking Sections

The optimizing linkage editor links the same sections within input relocatable files, and allocates addresses specified by the **start** option.

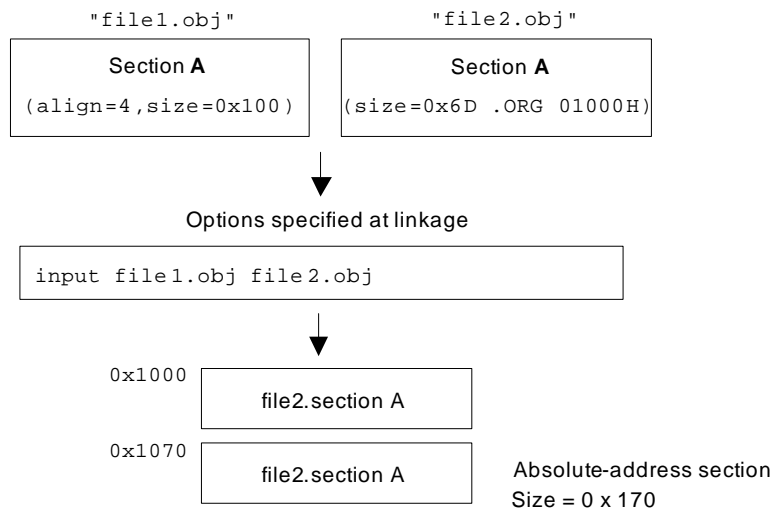
- (1) The same section names in different files are allocated continuously in the order of file input.



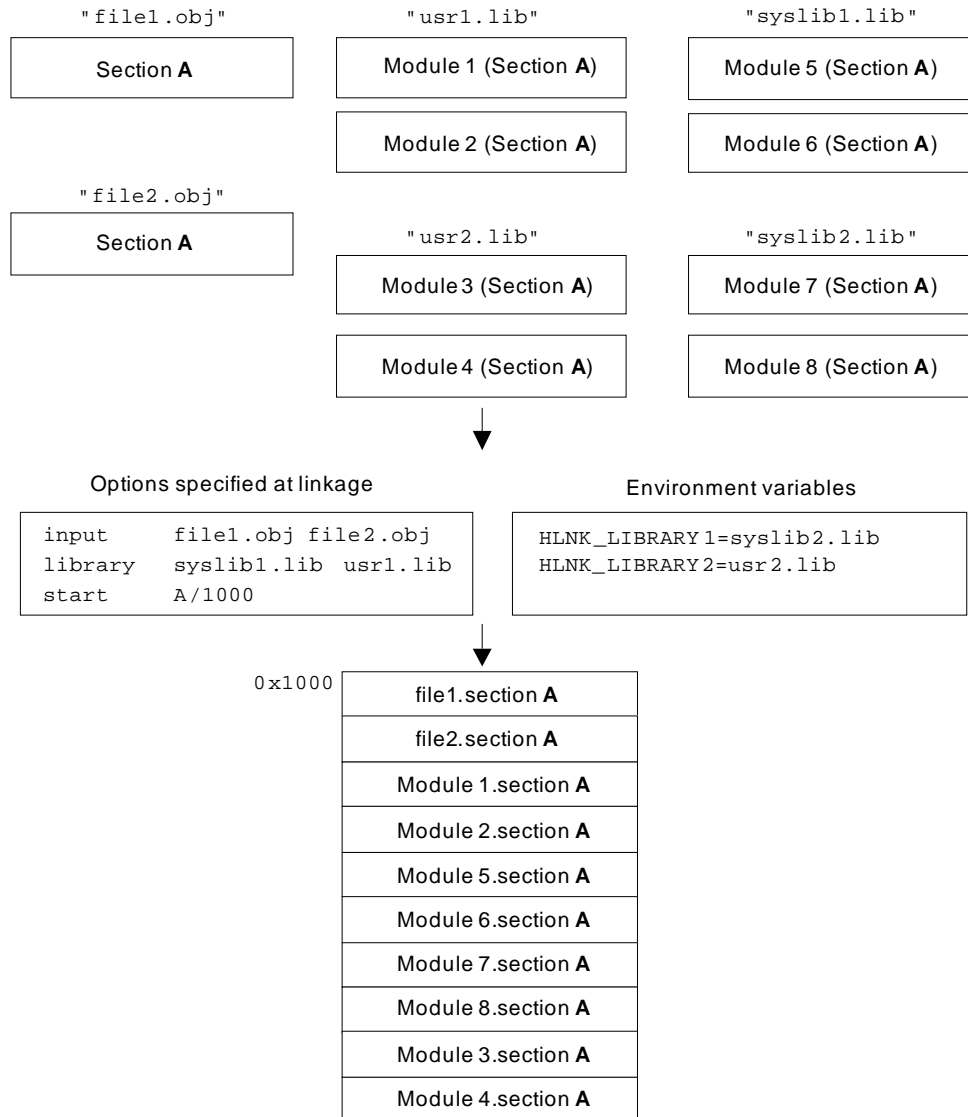
- (2) Sections with the same name but different boundary alignments are linked after alignment.
 Section alignment uses the larger of the section alignments.



- (3) When sections with the same name include both absolute-address and relative-address formats, relative-address sections are linked following absolute-address sections.



- (4) Rules for the order of linking sections with the same name are based on their priorities as follows.
- Order specified by the **input** option or input files on the command line
 - Order specified for the user library by the **library** option and order of input of modules within the library
 - Order specified for the system library by the **library** option and order of input of modules within the library
 - Order specified for libraries by environment variables (**HLNK_LIBRARY1** to **HLNK_LIBRARY3**) and order of input of modules within the library



8.2 Function Calling Interface

The rules for using registers and the stack area of the compiler when calling a function are described here. When either a C/C++ program or an assembly program calls the other, the assembly programs must be written using these rules.

- Rules concerning the stack
- Rules concerning registers
- Rules concerning setting and referencing parameters
- Rules concerning setting and referencing return values
- Method for mutual referencing of external names

8.2.1 Rules Concerning the Stack

(1) Stack Pointer

Valid data must not be stored in a stack area with an address lower than the stack pointer (in the direction of address H'0), since the data may be destroyed by an interrupt process.

(2) Allocating and Deallocating Stack Frames

In a function call (immediately after the **JSR** or the **BSR** instruction has been executed), the stack pointer indicates the lowest address of the stack used by the calling function. Allocating and setting data at addresses greater than this address must be done by the caller.

After the callee deallocates the area it has set with data, control returns to the caller usually with the **RTS** instruction. The caller then deallocates the area having a higher address (the return value address and the parameter area).

Figure 8.1 illustrates the stack frame status immediately after a function call.

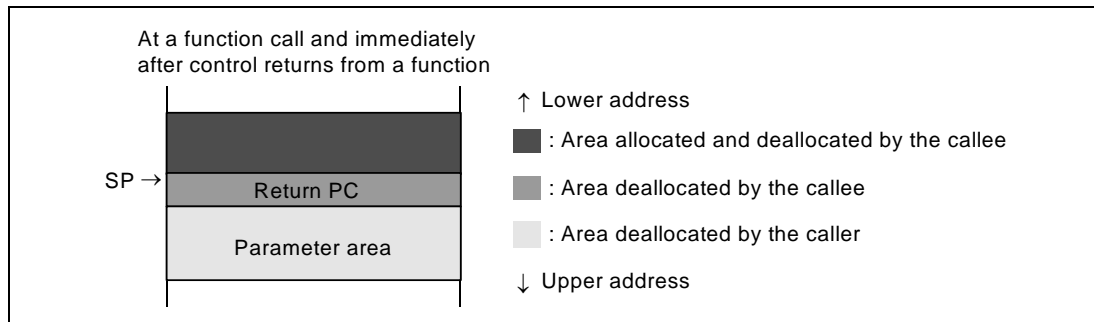


Figure 8.1 Allocation and Deallocation of a Stack Frame

8.2.2 Rules Concerning Registers

Registers having the same value before and after a function call is not guaranteed for some registers; some registers may change during a function call. Some registers are used for specific purposes according to the option settings. Table 8.2 shows the rules for using registers.

Table 8.2 Rules to Use Registers

| Register | Register Value Does Not Change During Function Call | Function Entry | Function Exit | High-Speed Interrupt Register* ¹ | Base Register* ² | PID Register* ³ |
|----------|---|--------------------------------------|-----------------------------------|---|-----------------------------|----------------------------|
| R0 | Guaranteed | Stack pointer | Stack pointer | — | — | — |
| R1 | Not guaranteed | Parameter 1 | Return value 1 | — | — | — |
| R2 | Not guaranteed | Parameter 2 | Return value 2 | — | — | — |
| R3 | Not guaranteed | Parameter 3 | Return value 3 | — | — | — |
| R4 | Not guaranteed | Parameter 4 | Return value 4 | — | — | — |
| R5 | Not guaranteed | — | (Undefined) | — | — | — |
| R6 | Guaranteed | — | (Value at function entry is held) | — | — | — |
| R7 | Guaranteed | — | (Value at function entry is held) | — | — | — |
| R8 | Guaranteed | — | (Value at function entry is held) | — | 0 | — |
| R9 | Guaranteed | — | (Value at function entry is held) | — | 0 | 0 |
| R10 | Guaranteed | — | (Value at function entry is held) | 0 | 0 | 0 |
| R11 | Guaranteed | — | (Value at function entry is held) | 0 | 0 | 0 |
| R12 | Guaranteed | — | (Value at function entry is held) | 0 | 0 | 0 |
| R13 | Guaranteed | — | (Value at function entry is held) | 0 | 0 | 0 |
| R14 | Not guaranteed | — | (Undefined) | — | — | — |
| R15 | Not guaranteed | Pointer to return value of structure | (Undefined) | — | — | — |
| ISP | Same as R0 when used as the stack pointer. In other cases, the values do not change. * ⁴ | | | — | — | — |
| USP | | | | — | — | — |
| PC | — | Program counter* ⁵ | | — | — | — |

| Register | Register Value Does Not Change During Function | | | High-Speed Interrupt Register* ¹ | Base Register* ² | PID Register* ³ |
|----------|--|-------------------------|---------------------------|---|-----------------------------|----------------------------|
| | Call | Function Entry | Function Exit | | | |
| PSW | Not guaranteed | — | (Undefined) | — | — | — |
| FPSW | Not guaranteed | — | (Undefined) | — | — | — |
| ACC | Not guaranteed* ⁶ | — | (Undefined)* ⁶ | — | — | — |
| INTB | — | No change* ⁴ | — | — | — | — |
| BPC | | | | | | |
| BPSW | | | | | | |
| FINTV | | | | | | |
| CPEN | | | | | | |

- Notes:
1. The high-speed interrupt function may use some or all four registers among R10 to R13, depending on the **fint_register** option. Registers assigned to the high-speed interrupt function cannot be used for other purposes. For details on the function, refer to the description on the option.
 2. The base register function may use some or all six registers among R8 to R13, depending on the **base** option. Registers assigned to the base register function cannot be used for other purposes. For details on the function, refer to the description on the option.
 3. The PID function may use one of R9 to R13, depending on the **pid** option. The register assigned to the PID function cannot be used for other purposes. For details on the function, refer to the description on the option.
 4. This does not apply in the case when the registers are set or modified through an intrinsic function or **#pragma inline_asm**.
 5. This depends on the specifications of the instruction used for function calls. To call a function, use BSR, JSR, BRA, or JMP.
 6. For the instructions that modify the ACC (accumulator), refer to the software manual for the target RX series product.

8.2.3 Rules Concerning Setting and Referencing Parameters

General rules concerning parameters and the method for allocating parameters are described.

Refer to section 8.2.5, Examples of Parameter Allocation, for details on how to actually allocate parameters.

(1) Passing Parameters

A function is called after parameters have been copied to a parameter area in registers or on the stack. Since the caller does not reference the parameter area after control returns to it, the caller is not affected even if the callee modifies the parameters.

(2) Rules on Type Conversion

- Parameters whose types are declared by a prototype declaration are converted to the declared types.
- Parameters whose types are not declared by a prototype declaration are converted according to the following rules.
 - **int** type of 2 bytes or less is converted to a 4-byte **int** type.
 - **float** type parameters are converted to **double** type parameters.
 - Types other than the above are not converted.

Example:

```
void p(int, ... );
void f( )
{
    char c;
    p(1.0, c);
}
```

→ c is converted to a 4-byte **int** type because a type is not declared for the parameter.

→ 1.0 is converted to a 4-byte **int** type because the type of the parameter is **int**.

(3) Parameter Area Allocation

Parameters are allocated to registers or to a parameter area on the stack. Figure 8.2 shows the parameter-allocated areas.

Following the order of their declaration in the source program, parameters are normally allocated to the registers starting with the smallest numbered register. After parameters have been allocated to all registers, parameters are allocated to the stack. However, in some cases, such as a function with variable-number parameters, parameters are allocated to the stack even though there are empty registers left. The **this** pointer to a nonstatic function member in a C++ program is always assigned to R1.

Table 8.3 lists general rules on parameter area allocation.

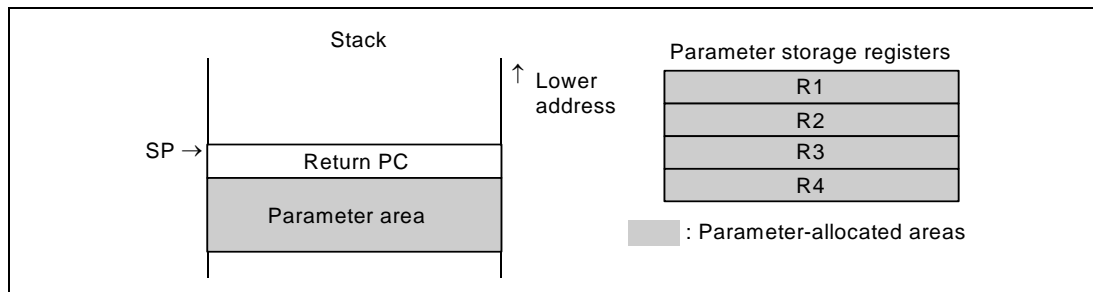


Figure 8.2 Parameter Area Allocation

Table 8.3 General Rules on Parameter Area Allocation

| Parameters Allocated to Registers | | | |
|---|--|---|---|
| Target Type | Parameter Storage Registers | Allocation Method | Parameters Allocated to Stack |
| signed char, (unsigned) char, bool, _Bool, (signed) short, unsigned short, (signed) int, unsigned int, (signed) long, unsigned long, float, double* ¹ , long double* ¹ , pointer, pointer to a data member, and reference | One register among R1 to R4 | Sign extension is performed for signed char or (signed) short type, and zero extension is performed for (unsigned) char type, and the results are allocated. All other types are allocated without any extension performed. | (1) Parameters whose types are other than target types for register passing (2) Parameters of a function which has been declared by a prototype declaration to have variable-number parameters* ³ |
| (signed) long long, unsigned long long, double* ² , and long double* ² | Two registers among R1 to R4 | The lower four bytes are allocated to the smaller numbered register and the upper four bytes are allocated to the larger numbered register. | (3) When the number of registers not yet allocated with parameters among R1 to R4 is smaller than the number of registers needed to allocate parameters |
| Structure, union, or class whose size is a multiple of 4 not greater than 16 bytes | Among R1 to R4, a number of registers obtained by dividing the size by 4 | From the beginning of the memory image, parameters are allocated in 4-byte units to the registers starting with the smallest numbered register. | |

Notes: 1. When **dbl_size=8** is not specified.
 2. When **dbl_size=8** is specified.
 3. If a function has been declared to have variable parameters by a prototype declaration, parameters which do not have a corresponding type in the declaration and the immediately preceding parameter are allocated to the stack. For parameters which do not have a corresponding type, an integer of 2 bytes or less is converted to **long** type and **float** type is converted to **double** type so that all parameters will be handled with a boundary alignment number of 4.

Example:

```
int f2(int,int,int,int,...);  
:  
f2(a,b,c,x,y,z); → x, y, and z are allocated to the stack.
```

(4) Allocation Method for Parameters Allocated to the Stack

The address and allocation method to the stack for the parameters that are shown in table 8.3 as parameters allocated to the stack are as follows:

- Each parameter is placed at an address matching its boundary alignment number.
- Parameters are stored in the parameter area on the stack in a manner so that the leftmost parameter in the parameter sequence will be located at the deep end of the stack. To be more specific, when parameter **A** and its right-hand parameter **B** are both allocated to the stack, the address of parameter **B** is calculated by adding the occupation size of parameter **A** to the address of parameter **A** and then aligning the address to the boundary alignment number of parameter **B**.

8.2.4 Rules Concerning Setting and Referencing Return Values

General rules concerning return values and the areas for setting return values are described.

(1) Type Conversion of a Return Value

A return value is converted to the data type returned by the function.

Example:

```
long f( );  
long f( )  
{  
    float x;  
    return x; ← The return value is converted to long type  
                by a prototype declaration  
}
```


(2) Return Value Setting Area

The return value of a function is written to either a register or memory depending on its type. Refer to table 8.4 for the relationship between the type and the setting area of the return value.

Table 8.4 Return Value Type and Setting Area

| Return Value Type | Return Value Setting Area |
|---|---|
| signed char, (unsigned) char, (signed) short, unsigned short, (signed) int, unsigned int, (signed) long, unsigned long, float, double* ² , long double* ² , pointer, bool, _Bool, reference, and pointer to a data member | R1 Note however that the result of sign extension is set for signed char or (signed) short type, and the result of zero extension is set for (unsigned) char or unsigned short type. |
| double* ³ , long double* ³ , (signed) long long, and unsigned long long | R1, R2 The lower four bytes are set to R1 and the upper four bytes are set to R2. |
| Structure, union, or class whose size is 16 bytes or less and is also a multiple of 4 | They are set from the beginning of the memory image in 4-byte units in the order of R1, R2, R3, and R4. |
| Structure, union, or class other than those above | Return value setting area (memory)* ¹ |

- Notes:
1. When a function return value is to be written to memory, the return value is written to the area indicated by the return value address. The caller must allocate the return value setting area in addition to the parameter area, and must set the address of the return value setting area in R15 before calling the function.
 2. When **dbl_size=8** is not specified.
 3. When **dbl_size=8** is specified.

8.2.5 Examples of Parameter Allocation

Examples of parameter allocation are shown in the following. Note that addresses increase from the right side to the left side in all figures (upper address is on the left side).

Example 1: Parameters matching the type to be passed to registers are allocated, in the order in which they are declared, to registers R1 to R4.

If there is a parameter that will not be allocated to registers midway, parameters after that will be allocated to registers. The parameter will be placed on the stack at an address corrected to match the boundary alignment number of that parameter.

| | | | | | | | | | | | | | | | | | | | | | | | | | | | | | | | | | |
|---|---|---------------|---------------------------|------|----|------------|--|----|------------|--|----|----------------------------|--------|---------|------------|--|--|---------|------------|--|--|---------|------------|--|--|----------|--------|---------------|------|----------|--------|------|------|
| <pre> int f (unsigned char , long long , long long , short , int , char , short , char , char , char , short); : f (1 , 2 , 3 , 4 , 5 , 6 , 7 , 8 , 9 , 10); /* ** 1, 2, and 4 are allocated to registers */ </pre> | <p><Registers></p> <table border="1" style="width: 100%; border-collapse: collapse;"> <tr> <td style="width: 5%; text-align: right;">R1</td> <td style="width: 65%;">0x000000 (Zero extension)</td> <td style="width: 30%;">0x01</td> </tr> <tr> <td>R2</td> <td colspan="2" style="text-align: center;">0x00000002</td> </tr> <tr> <td>R3</td> <td colspan="2" style="text-align: center;">0x00000000</td> </tr> <tr> <td>R4</td> <td>0x0000 (Sign extension)</td> <td>0x0004</td> </tr> </table> <p><Stack></p> <table border="1" style="width: 100%; border-collapse: collapse;"> <tr> <td style="width: 15%;">*(R0+0)</td> <td colspan="3" style="text-align: center;">0x00000003</td> </tr> <tr> <td>*(R0+4)</td> <td colspan="3" style="text-align: center;">0x00000000</td> </tr> <tr> <td>*(R0+8)</td> <td colspan="3" style="text-align: center;">0x00000005</td> </tr> <tr> <td>*(R0+12)</td> <td style="text-align: center;">0x0007</td> <td style="text-align: center;">Empty area</td> <td style="text-align: center;">0x06</td> </tr> <tr> <td>*(R0+16)</td> <td style="text-align: center;">0x000A</td> <td style="text-align: center;">0x09</td> <td style="text-align: center;">0x08</td> </tr> </table> | R1 | 0x000000 (Zero extension) | 0x01 | R2 | 0x00000002 | | R3 | 0x00000000 | | R4 | 0x0000 (Sign extension) | 0x0004 | *(R0+0) | 0x00000003 | | | *(R0+4) | 0x00000000 | | | *(R0+8) | 0x00000005 | | | *(R0+12) | 0x0007 | Empty area | 0x06 | *(R0+16) | 0x000A | 0x09 | 0x08 |
| R1 | 0x000000 (Zero extension) | 0x01 | | | | | | | | | | | | | | | | | | | | | | | | | | | | | | | |
| R2 | 0x00000002 | | | | | | | | | | | | | | | | | | | | | | | | | | | | | | | | |
| R3 | 0x00000000 | | | | | | | | | | | | | | | | | | | | | | | | | | | | | | | | |
| R4 | 0x0000 (Sign extension) | 0x0004 | | | | | | | | | | | | | | | | | | | | | | | | | | | | | | | |
| *(R0+0) | 0x00000003 | | | | | | | | | | | | | | | | | | | | | | | | | | | | | | | | |
| *(R0+4) | 0x00000000 | | | | | | | | | | | | | | | | | | | | | | | | | | | | | | | | |
| *(R0+8) | 0x00000005 | | | | | | | | | | | | | | | | | | | | | | | | | | | | | | | | |
| *(R0+12) | 0x0007 | Empty area | 0x06 | | | | | | | | | | | | | | | | | | | | | | | | | | | | | | |
| *(R0+16) | 0x000A | 0x09 | 0x08 | | | | | | | | | | | | | | | | | | | | | | | | | | | | | | |

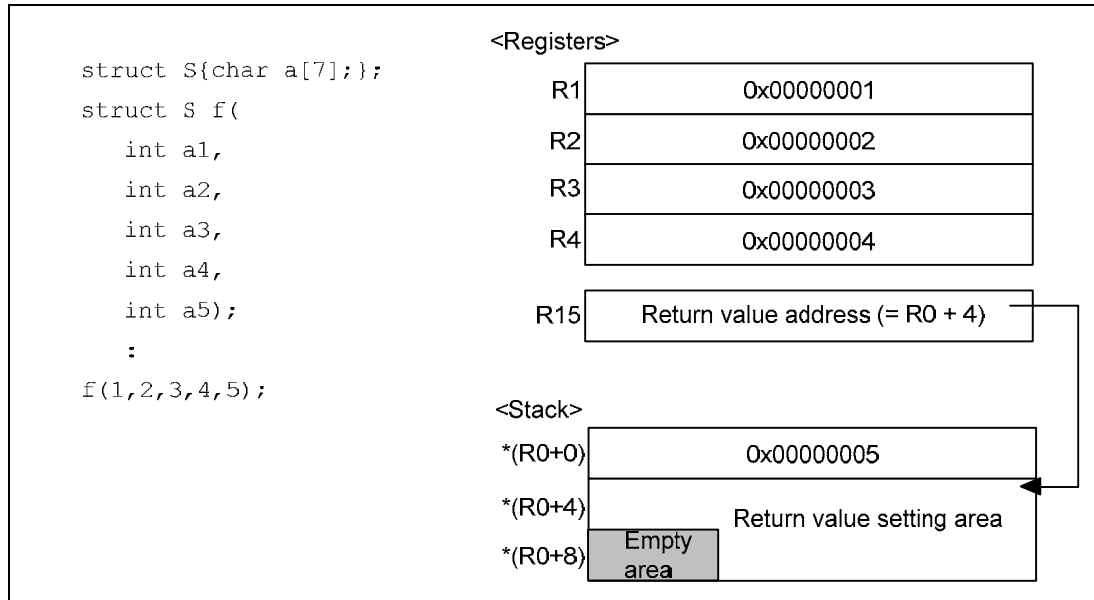
Example 2: Parameters of a structure or union whose size is 16 bytes or less and is also a multiple of 4 are allocated to registers. Parameters of all other structures and unions are allocated to the stack.

| | | | | | | | | | | | | | | | | | | | | | | | | | | |
|--|--|--------|---------------|--------|--|--|----|--------|--|--|--|----|---|------|------|---|---------|--------|--------|-----|--|---------|------------|--|--------|--------|
| <pre> union U {int a[2]; int b;} u; struct S {short d; char c[4];} s; struct T {char g; char f[2]; char e;} t; int f(union U, struct S, struct T); : f(u, s, t); /* ** u is allocated to a register because it is 8 bytes ** s is allocated to the stack because it is 6 bytes ** t is allocated to a register because it is 4 bytes */ </pre> | <p><Registers></p> <table border="1"> <tr> <td>R1</td> <td colspan="4">u.a[0] (=u.b)</td> </tr> <tr> <td>R2</td> <td colspan="4">u.a[1]</td> </tr> <tr> <td>R3</td> <td>e</td> <td>f[1]</td> <td>f[0]</td> <td>g</td> </tr> </table> <p><Stack></p> <table border="1"> <tr> <td>*(R0+0)</td> <td>s.c[1]</td> <td>s.c[0]</td> <td colspan="2">s.d</td> </tr> <tr> <td>*(R0+4)</td> <td colspan="2">Empty area</td> <td>s.c[3]</td> <td>s.c[2]</td> </tr> </table> | R1 | u.a[0] (=u.b) | | | | R2 | u.a[1] | | | | R3 | e | f[1] | f[0] | g | *(R0+0) | s.c[1] | s.c[0] | s.d | | *(R0+4) | Empty area | | s.c[3] | s.c[2] |
| R1 | u.a[0] (=u.b) | | | | | | | | | | | | | | | | | | | | | | | | | |
| R2 | u.a[1] | | | | | | | | | | | | | | | | | | | | | | | | | |
| R3 | e | f[1] | f[0] | g | | | | | | | | | | | | | | | | | | | | | | |
| *(R0+0) | s.c[1] | s.c[0] | s.d | | | | | | | | | | | | | | | | | | | | | | | |
| *(R0+4) | Empty area | | s.c[3] | s.c[2] | | | | | | | | | | | | | | | | | | | | | | |

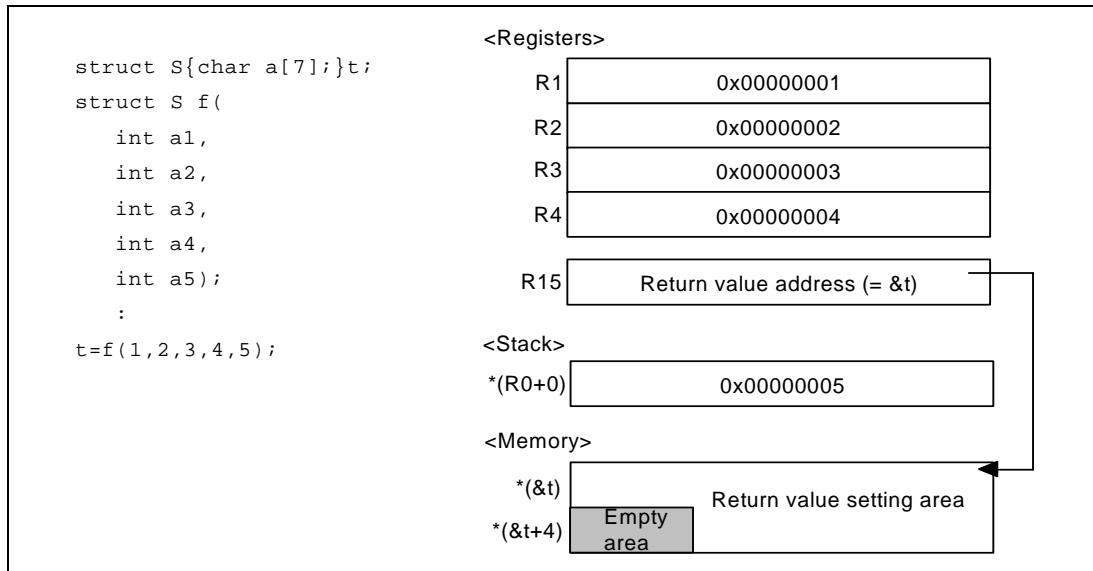
Example 3: When declared in a prototype declaration as a function with a variable-number of parameters, the parameters without corresponding types and the immediately preceding parameter are allocated to the stack in the order in which they are declared.

| | | | | | | | | | | | |
|--|--|----|------------|----|------------|----|------------|---------|------------|---------|------------|
| <pre> int f(int, float, int, int, ...) : f(0, 1.0, 2, 3, 4) </pre> | <p><Registers></p> <table border="1"> <tr> <td>R1</td> <td>0x00000000</td> </tr> <tr> <td>R2</td> <td>0x3F800000</td> </tr> <tr> <td>R3</td> <td>0x00000002</td> </tr> </table> <p><Stack></p> <table border="1"> <tr> <td>*(R0+0)</td> <td>0x00000003</td> </tr> <tr> <td>*(R0+4)</td> <td>0x00000004</td> </tr> </table> | R1 | 0x00000000 | R2 | 0x3F800000 | R3 | 0x00000002 | *(R0+0) | 0x00000003 | *(R0+4) | 0x00000004 |
| R1 | 0x00000000 | | | | | | | | | | |
| R2 | 0x3F800000 | | | | | | | | | | |
| R3 | 0x00000002 | | | | | | | | | | |
| *(R0+0) | 0x00000003 | | | | | | | | | | |
| *(R0+4) | 0x00000004 | | | | | | | | | | |

Example 4: When the type returned by a function is more than 16 bytes, or for a structure or union that is not the size of a multiple of 4, the return value address is set to R15.



Example 5: When setting the return value to memory, normally a stack is allocated, as shown in example 4. In the case of setting the return value to a variable, however, no stack is allocated and it is directly set to the memory area for that variable. In this case, the address for the variable is set to R15.



8.2.6 Method for Mutual Referencing of External Names

External names which have been declared in a C/C++ program can be referenced and updated in both directions between the C/C++ program and an assembly program. The compiler treats the following items as external names.

- Global variables which are not declared as static storage classes (C/C++ programs)
- Variable names declared as extern storage classes (C/C++ programs)
- Function names not declared as static memory classes (C programs)
- Non-member, non-inline function names not specified as static memory classes (C++ programs)
- Non-inline member function names (C++ programs)
- Static data member names (C++ programs)

(1) Method for referencing assembly program external names in C/C++ programs

In assembly programs, `.glob` is used to declare external symbol names (preceded by an underscore (`_`)).

In C/C++ programs, symbol names (not preceded by an underscore) are declared using the `extern` keyword.

| | |
|---|------------------------------|
| Assembly program (definition) | C/C++ program (reference) |
| <code>.glob _a, _b</code> | <code>extern int a,b;</code> |
| <code>.SECTION D,ROMDATA,ALIGN=4</code> | |
| <code>_a: .LWORD 1</code> | <code>void f()</code> |
| <code>_b: .LWORD 1</code> | <code>{</code> |
| <code>.END</code> | <code> a+=b;</code> |
| | <code>}</code> |

(2) Method for referencing C/C++ program external names (variables and C functions) from assembly programs

A C/C++ program can define external variable names (without an underscore (`_`)).

In an assembly program, `.IMPORT` is used to declare an external name (preceded by an underscore).

| C/C++ program (definition) | Assembly program (reference) |
|----------------------------|------------------------------|
| int a; | .GLB _a |
| | .SECTION P, CODE |
| | MOV.L #A_a, R1 |
| | MOV.L [R1], R2 |
| | ADD #1, R2 |
| | MOV.L R2, [R1] |
| | RTS |
| | .SECTION D, ROMDATA, ALIGN=4 |
| | A_a: .LWORD _a |
| | .END |

(3) Method for referencing C++ program external names (functions) from assembly programs

By declaring functions to be referenced from an assembly program using the extern "C" keyword, the function can be referenced using the same rules as in (2) above. However, functions declared using extern "C" cannot be overloaded.

C++ program (callee)

```
extern "C"
void sub ( )
{
    :
}
```

Assembly program (caller)

```
.GLB _sub
.SECTION P, CODE
:

PUSH.L R13
MOV.L 4[R0], R1
MOV.L R3, R12
MOV.L #_sub, R14
JSR R14
POP R13
RTS
:
.END
```

8.3 Startup Program Creation

Here, processing to prepare the environment for program execution is described. However, the environment for program execution will differ among user systems, and so a program to set the execution environment must be created according to the specifications of the user system.

This section describes the standard startup program. The startup program for an application that uses the PIC/PID function needs special processing; refer also to section 8.4.7, Application Startup.

A summary of the necessary procedures is given below.

- Fixed vector table setting
Sets the fixed vector table to initiate the initial setting routine (**PowerON_Reset**) at a power-on reset. In addition to the reset vector, processing routines, such as, privileged instruction exception, access exception, undefined instruction exception, floating-point exception, and nonmaskable interrupt, can be registered to the fixed vector table.
- Initial setting
Performs the procedures required to reach the **main** function. Registers and sections are initialized and various initial setting routines are called.
- Low-level interface routine creation
Routines providing an interface between the user system and library functions which are necessary when standard I/O (**stdio.h**, **ios**, **streambuf**, **istream**, and **ostream**) and memory management libraries (**stdlib.h** and **new**) are used.
- Termination processing routine (**exit**, **atexit**, and **abort**)* creation
Processing for terminating the program is performed.

Note: * When using the C library function **exit**, **atexit**, or **abort** to terminate a program, these functions must be created as appropriate to the user system.
When using the C++ program or C library macro **assert**, the **abort** function must always be created.

8.3.1 Fixed Vector Table Setting

To call the initial setting routine (**PowerON_Reset**) at a power-on reset, set the address of **PowerON_Reset** to the reset vector of the fixed vector table. A coding example is shown below.

In addition to the reset vector, processing routines, such as, privileged instruction exception, access exception, undefined instruction exception, floating-point exception, and nonmaskable interrupt, can be registered to the fixed vector table.

For details on the fixed vector table, refer to the hardware manual.

Example:

```
extern void PowerON_Reset(void);

#pragma section C FIXEDVECT /* Outputs RESET_Vectors to the FIXEDVECT */
                          /* section by #pragma section declaration. */
                          /* Allocates the FIXEDVECT section to reset */
                          /* vector by the start option at linkage. */
void (*const RESET_Vectors[])(void)={
    PowerON_Reset,
};
```

8.3.2 Initial Setting

The initial setting routine (**PowerON_Reset**) is a function that contains the procedures required before and after executing the **main** function. Processings required in the initial setting routine are described below in order.

(1) Initialization of PSW for Initial Setting Processing

The PSW register necessary for performing the initial setting processing is initialized. For example, disabling interrupts is set in PSW during the initial setting processing to prevent from accepting interrupts.

All bits in PSW are initialized to 0 at a reset, and the interrupt enable bit (I bit) is also initialized to 0 (interrupt disabled state).

(2) Initialization of Stack Pointer

The stack pointer (USP register and ISP register) is initialized. The **#pragma entry** declaration for the **PowerON_Reset** function makes the compiler automatically create the ISP/USP initialization code at the beginning of the function.

This procedure does not have to be written because the **PowerON_Reset** function is declared by **#pragma entry**.

(3) Initialization of General Registers Used as Base Registers

When the **base** option is used in the compiler, general registers used as base addresses in the entire program need to be initialized. The **#pragma entry** declaration for the **PowerON_Reset** function makes the compiler automatically create the initialization code for each register at the beginning of the function.

This procedure does not have to be written because the **PowerON_Reset** function is declared by **#pragma entry**.

(4) Initialization of Control Registers

The address of the variable vector table is written to INTB. FINTV, FPSW, BPC, and BPSW are also initialized as required. These registers can be initialized using the embedded functions of the compiler.

Note however that only PSW is not initialized because it holds the interrupt mask setting.

(5) Initialization Processing of Sections

The initialization routine for RAM area sections (**_INITSCT**) is called. Uninitialized data sections are initialized to zero. For initialized data sections, the initial values of the ROM area are copied to the RAM area. **_INITSCT** is provided as a standard library.

The user needs to write the sections to be initialized to the tables for section initialization (**DTBL** and **BTBL**). The section address operator is used to set the start and end addresses of the sections used by the **_INITSCT** function.

Section names in the section initialization tables are declared, using **C\$BSEC** for uninitialized data areas, and **C\$DSEC** for initialized data areas.

A coding example is shown below.

Example:

```
#pragma section C C$DSEC //Section name must be C$DSEC
extern const struct {
    void *rom_s; //Start address member of the initialized data
                //section in ROM
    void *rom_e; //End address member of the initialized data
                //section in ROM
    void *ram_s; //Start address member of the initialized data
                //section in RAM
} DTBL[] = {__sectop("D"), __secend("D"), __sectop("R")};

#pragma section C C$BSEC //Section name must be C$BSEC
extern const struct {
    void *b_s; //Start address member of the uninitialized data section
    void *b_e; //End address member of the uninitialized data section
} BTBL[] = {__sectop("B"), __secend("B")};
```

(6) Initialization Processing of Libraries

The routine for performing necessary initialization processing (**_INITLIB**) is called when the C/C++ library functions are used.

In order to set only those values which are necessary for the functions that are actually to be used, please refer to the following guidelines.

- When an initial setting is required in the prepared low-level interface routines, the initial setting (**_INIT_LOWLEVEL**) in accordance with the specifications of the low-level interface routines is necessary.
- When using the **rand** function or **strtok** function, initial settings other than those for standard I/O (**_INIT_OTHERLIB**) are necessary.

An example of a program to perform initial library settings is shown below.

```
#include <stdio.h>
#include <stdlib.h>
#define IOSTREAM 3
const size_t _sbrk_size = 520; // Specifies the minimum unit of the size to
                                // define for the heap area (default: 1024)
extern char *_slpstr;

#ifdef __cplusplus
extern "C" {
#endif
void _INITLIB (void)
{
    _INIT_LOWLEVEL();           // Set initial setting for low-level
                                // interface routines
    _INIT_OTHERLIB();          // Set initial setting for rand function and
                                // strtok function
}

void _INIT_LOWLEVEL (void)
{
                                // Set necessary initial setting for low-level
                                // library
}

void _INIT_OTHERLIB(void)
{
    srand(1);                   // Set initial setting if using rand function
    _slpstr=NULL;              // Set initial setting if using strtok function
}
#ifdef __cplusplus
}
#endif
#endif
```

- Notes: 1. Specify the filename for the standard I/O file. This name is used in the low-level interface routine "**open**".
2. In the case of a console or other interactive device, a flag is set to prevent the use of buffering.

(7) Initialization of Global Class Objects

When developing a C++ program, the routine (`_CALL_INIT`) for calling the constructor of a class object that is declared as global is called. `_CALL_INIT` is provided as a standard library.

(8) Initialization of PSW for main Function Execution

The PSW register is initialized. The interrupt mask setting is canceled here.

(9) Changing of PM Bit in PSW

After a reset, operation is in privileged mode (PM bit in PSW is 0). To switch to user mode, intrinsic function `chg_pmusr` is executed.

When using the `chg_pmusr` function, some care should be taken. Refer to the description of `chg_pmusr` in section 9.2.2, Intrinsic Functions.

(10) User Program Execution

The `main` function is executed.

(11) Global Class Object Postprocessing

When developing a C++ program, the routine (`_CALL_END`) for calling the destructor of a class object that is declared as global is called. `_CALL_END` is provided as a standard library.

8.3.3 Coding Example of Initial Setting Routine

A coding example of the **PowerON_Reset** function described in section 8.3.2 is shown here.

For the actual initial setting routine created in the integrated development environment, refer to section 8.3.6, Startup Program Created in Integrated Development Environment.

```
#include <machine.h>
#include <_h_c_lib.h>
#include "typedefine.h"
#include "stackset.h"

#ifdef __cplusplus
extern "C" {
#endif
void PowerON_Reset(void);
void main(void);
#ifdef __cplusplus
}
#endif

#ifdef __cplusplus // Use SIM I/O
extern "C" {
#endif
extern void _INITLIB(void);
#ifdef __cplusplus
}
#endif

#define PSW_init 0x00010000
#define FPSW_init 0x00000100

#pragma section ResetPRG
#pragma entry PowerON_Reset
void PowerON_Reset(void)
```

```

{
    set_intb(__sectop("C$VECT"));
    set_fpsw(FPSW_init);

    _INITSCT();
    _INITLIB();
    nop();
    set_psw(PSW_init);
    main();
    brk();
}
    
```

8.3.4 Low-Level Interface Routines

When using standard I/O or memory management library functions in a C/C++ program, low-level interface routines must be prepared. Table 8.5 lists the low-level interface routines used by C library functions.

Table 8.5 List of Low-Level Interface Routines

| Name | Description |
|-------------|--|
| open | Opens file |
| close | Closes file |
| read | Reads from file |
| write | Writes to file |
| lseek | Sets the read/write position in a file |
| sbrk | Allocates area in memory |
| error_addr* | Acquires errno address |
| wait_sem* | Defines semaphore |
| signal_sem* | Releases semaphore |

Note: * These routines are necessary when the reentrant library is used.

Initialization necessary for low-level interface routines must be performed on program startup. This initialization should be performed using the **_INIT_LOWLEVEL** function in library initial setting processing (**_INITLIB**).

Below, after explaining the basic approach to low-level I/O, the specifications for each interface routine are described.

Note: The function names **open**, **close**, **read**, **write**, **lseek**, **sbrk**, **error_addr**, **wait_sem**, and **signal_sem** are reserved for low-level interface routines. They should not be used in user programs.

(1) Approach to I/O

In the standard I/O library, files are managed by means of **FILE**-type data; but in low-level interface routines, positive integers are assigned in a one-to-one correspondence with actual files for management. These integers are called file numbers.

In the **open** routine, a file number is provided for a specified filename. The **open** routine must set the following information such that this number can be used for file input and output.

- The device type of the file (console, printer, disk file, etc.) (In the cases of special devices such as consoles or printers, special filenames must be set by the system and identified in the **open** routine.)
- When using file buffering, information such as the buffer position and size
- In the case of a disk file, the byte offset from the start of the file to the position for reading or writing

Based on the information set using the **open** routine, all subsequent I/O (**read** and **write** routines) and read/write positioning (**lseek** routine) is performed.

When output buffering is being used, the **close** routine should be executed to write the contents of the buffer to the actual file, so that the data area set by the **open** routine can be reused.

(2) Specifications of Low-Level Interface Routines

In this section, specifications for low-level interface routines are described. For each routine, the interface for calling the routine, its operation, and information for using the routine are described.

The interface for the routines is indicated using the following format. Low-level interface routines should always be given a prototype declaration. Add "**extern C**" to declare in the C++ program.

[Legend]

| (Routine name) | Simple explanation |
|-----------------------|--------------------|
|-----------------------|--------------------|

Description: (A summary of the routine operations is given)

Return value: Normal: (The return value on normal termination is explained)
Error: (The return value when an error occurs is given)

| | | |
|-------------|---|-----------------------------------|
| Parameters: | (Name) | (Meaning) |
| | (The name of the parameter appearing in the interface) | (The value passed as a parameter) |

long open (const char *name, long mode, long flg)

File Open

Description: Prepares for operations on the file corresponding to the filename of the first parameter. In the **open** routine, the file type (console, printer, disk file, etc.) must be determined in order to enable writing or reading at a later time. The file type must be referenced using the file number returned by the **open** routine each time reading or writing is to be performed.

The second parameter **mode** specifies processing to be performed when the file is opened. The meanings of each of the bits of this parameter are as follows.

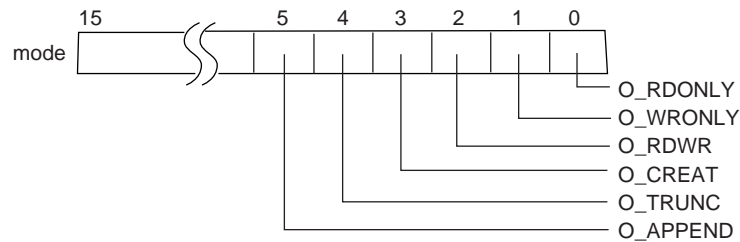


Table 8.6 Explanation of Bits in Parameter "mode" of open Routine

| mode Bit | Description |
|------------------|--|
| O_RDONLY (bit 0) | When this bit is 1, the file is opened in read-only mode |
| O_WRONLY (bit 1) | When this bit is 1, the file is opened in write-only mode |
| O_RDWR (bit 2) | When this bit is 1, the file is opened for both reading and writing |
| O_CREAT (bit 3) | When this bit is 1, if a file with the filename given does not exist, it is created |
| O_TRUNC (bit 4) | When this bit is 1, if a file with the filename given exists, the file contents are deleted and the file size is set to 0 |
| O_APPEND (bit 5) | Sets the position within the file for the next read/write operation When 0: Set to read/write from the beginning of file When 1: Set to read/write from file end |

When there is a contradiction between the file processing specified by **mode** and the properties of the actual file, error processing should be performed. When the file is opened normally, the file number (a positive integer) should be returned which should be used in subsequent **read**, **write**, **lseek**, and **close** routines. The

correspondence between file numbers and the actual files must be managed by low-level interface routines. If the open operation fails, -1 should be returned.

Return value: Normal: The file number for the successfully opened file
Error: -1

Parameters: name Filename of the file
mode Specifies the type of processing when the file is opened
flg Specifies processing when the file is opened (always 0777)

long close (long fileno)

File Close

Description: The file number obtained using the **open** routine is passed as a parameter.

The file management information area set using the **open** routine should be released to enable reuse. Also, when output file buffering is performed in low-level interface routines, the buffer contents should be written to the actual file.

When the file is closed successfully, 0 is returned; if the close operation fails, -1 is returned.

Return value: Normal: 0
Error: -1

Parameter: fileno File number of the file to be closed

long read (long fileno, unsigned char *buf, long count)

Data Read

Description: Data is read from the file specified by the first parameter (**fileno**) to the area in memory specified by the second parameter (**buf**). The number of bytes of data to be read is specified by the third parameter (**count**).

When the end of the file is reached, only a number of bytes fewer than or equal to **count** bytes can be read.

The position for file reading/writing advances by the number of bytes read.

When reading is performed successfully, the actual number of bytes read is returned; if the read operation fails, -1 is returned.

Return value: Normal: Actual number of bytes read
Error: -1

Parameters: **fileno** File number of the file to be read
buf Memory area to store read data
count Number of bytes to read

long write (long fileno, const unsigned char *buf, long count)

Data Write

Description: Writes data to the file indicated by the first parameter (**fileno**) from the memory area indicated by the second parameter (**buf**). The number of bytes to be written is indicated by the third parameter (**count**).

If the device (disk, etc.) of the file to be written is full, only a number of bytes fewer than or equal to **count** bytes can be written. It is recommended that, if the number of bytes actually written is zero a certain number of times in succession, the disk should be judged to be full and an error (-1) should be returned.

The position for file reading/writing advances by the number of bytes written. If writing is successful, the actual number of bytes written should be returned; if the write operation fails, -1 should be returned.

Return value: Normal: Actual number of bytes written
Error: -1

Parameters: **fileno** File number to which data is to be written
buf Memory area containing data for writing
count Number of bytes to write

long lseek (long fileno, long offset, long base)

File Internal Position Setting

Description: Sets the position within the file, in byte units, for reading from and writing to the file.

The position within a new file should be calculated and set using the following methods, depending on the third parameter (**base**).

- (1) When **base** is 0: Set the position at **offset** bytes from the file beginning
- (2) When **base** is 1: Set the position at the current position plus **offset** bytes
- (3) When **base** is 2: Set the position at the file size plus **offset** bytes

When the file is a console, printer, or other interactive device, when the new offset is negative, or when in cases (1) and (2) the file size is exceeded, an error occurs.

When the file position is set correctly, the new position for reading/writing should be returned as an offset from the file beginning; when the operation is not successful, -1 should be returned.

Return value: Normal: The new position for file reading/writing, as an offset in bytes from the file beginning
Error: -1

Parameters: fileno File number
offset Position for reading/writing, as an offset (in bytes)
base Starting-point of the offset

char *sbrk (size_t size)

Memory Area Allocation

Description: The size of the memory area to be allocated is passed as a parameter.

When calling the sbrk routine several times, memory areas should be allocated in succession starting from lower addresses. If the memory area for allocation is insufficient, an error should occur. When allocation is successful, the address of the beginning of the allocated memory area should be returned; if unsuccessful, "(char *) -1" should be returned.

Return value: Normal: Start address of allocated memory
Error: (char *) -1

Parameter: size Size of data to be allocated

long *errno_addr (void)

Description: Returns the address of the error number of the current task.

This routine is necessary when using a standard library, which was created by the standard library generator with the **reent** option specified.

Return value: Address of the error number of the current task

long wait_sem (long semnum)

Semaphore Allocation

Description: Defines the semaphore specified by **semnum**.

When the semaphore has been defined normally, 1 must be returned. Otherwise, 0 must be returned.

This routine is necessary when using a standard library, which was created by the standard library generator with the **reent** option specified.

Return value: Normal: 1
Error: 0

Parameter: semnum Semaphore ID

long signal_sem (long semnum)

Semaphore Release

Description: Releases the semaphore specified by **semnum**.

When the semaphore has been released normally, 1 must be returned. Otherwise, 0 must be returned.

This routine is necessary when using a standard library, which was created by the standard library generator with the **reent** option specified.

Return value: Normal: 1
Error: 0

Parameter: semnum Semaphore ID

(3) Example of Coding Low-Level Interface Routines

```

/*****
/*
/*-----*/
/*      RX Family Simulator/Debugger Interface Routine      */
/*      - Only standard I/O (stdin,stdout,stderr) are supported - */
/*****

#include <string.h>
#include <stdio.h>
#include <stddef.h>
#include "lowsrc.h"

/* File Number */
#define STDIN  0          /* Standard input (Console)      */
#define STDOUT 1        /* Standard output (Console)     */
#define STDERR 2       /* Standard error output (Console) */

#define FLMIN  0          /* Minimum file number          */
#define _MOPENR 0x1
#define _MOPENW 0x2
#define _MOPENA 0x4
#define _MTRUNC 0x8
#define _MCREAT 0x10
#define _MBIN  0x20
#define _MEXCL 0x40
#define _MALBUF 0x40
#define _MALFIL 0x80
#define _MEOF  0x100
#define _MERR  0x200
#define _MLBF  0x400
#define _MNBF  0x800
#define _MREAD 0x1000
#define _MWRITE 0x2000
#define _MBYTE 0x4000
#define _MWIDE 0x8000
/* File flags */
#define O_RDONLY 0x0001 /* Opens in read-only mode.      */
#define O_WRONLY 0x0002 /* Opens in write-only mode.     */
#define O_RDWR  0x0004 /* Opens in read/write mode.     */
#define O_CREAT  0x0008 /* Creates a file if specified file does not exist. */
#define O_TRUNC  0x0010 /* Sets the file size to 0       */
/* when specified file exists. */
#define O_APPEND 0x0020 /* Sets the position within the file */
/* for the next read/write operation. */

```



```

                                /* 0: Beginning of file 1: End of file.          */
/* Special character code */
#define CR 0x0d                    /* Carriage return          */
#define LF 0x0a                    /* Line feed                */

const int _nfiles = IOSTREAM; /* Specifies the number of input/output files.*/
char flmod[IOSTREAM];        /* Mode setting location of open file */

unsigned char sml_buf[IOSTREAM];

#define FPATH_STDIN    "C:\\\\stdin"
#define FPATH_STDOUT   "C:\\\\stdout"
#define FPATH_STDERR   "C:\\\\stderr"

/* One character input from standard input */
extern void charput(char);
/* One character output to standard output */
extern char charget(void);
/* One character output to file */
extern char fcharput(char, unsigned char);
/* One character input from file */
extern char fcharget(char*, unsigned char);
/* File open */
extern char fileopen(char*, unsigned char, unsigned char*);
/* File close */
extern char fileclose(unsigned char);
/* File pointer move */
extern char fpseek(unsigned char, long, unsigned char);
/* File pointer get */
extern char fptell(unsigned char, long*);

#include <stdio.h>
FILE *_Files[IOSTREAM]; // File structure
char *env_list[] = { // Environment variable string array (**environ)
    "ENV1=temp01",
    "ENV2=temp02",
    "ENV9=end",
    '\0' // Environment variable array end NULL
};

char **environ = env_list;

/*****
/* _INIT_IOLIB
/* Initialize C library Functions, if necessary.
/* Define USES_SIMIO on Assembler Option.
*****/
void _INIT_IOLIB( void )
{
    /* Opens or creates standard I/O files. Each FILE structure is
  
```

```

    /* initialized in the library. The buffer end pointer reset through */
    /* freopen() is specified in the _Buf member in each file structure */
    /* again. */
    /* Standard input file */
    if( freopen( FPATH_STDIN, "r", stdin ) == NULL )
        stdin->_Mode = 0xffff; /* Prohibits access if open processing fails*/
    stdin->_Mode = _MOPENR; /* Sets the file for read only. */
    stdin->_Mode |= _MNBFL; /* Specifies no data buffering. */
    stdin->_Bend = stdin->_Buf + 1; /* Sets the buffer end pointer again.*/

    /* Standard output file */
    if( freopen( FPATH_STDOUT, "w", stdout ) == NULL )
        stdout->_Mode = 0xffff; /* Prohibits access if open processing fails*/
    stdout->_Mode |= _MNBFL; /* Specifies no data buffering. */
    stdout->_Bend = stdout->_Buf + 1; /* Sets the buffer end pointer again.*/

    /* Standard error output file */
    if( freopen( FPATH_STDERR, "w", stderr ) == NULL )
        stderr->_Mode = 0xffff; /* Prohibits access if open processing fails*/
    stderr->_Mode |= _MNBFL; /* Specifies no data buffering. */
    stderr->_Bend = stderr->_Buf + 1; /* Sets the buffer end pointer again.*/
}

/*****
/* _CLOSEALL */
/*****
void _CLOSEALL( void )
{
    int i;

    for( i=0; i < _nfiles; i++ )
    {
        /* Checks if the file is open. */
        if( _Files[i]->_Mode & ( _MOPENR | _MOPENW | _MOPENA ) )
            fclose( _Files[i] ); /* Closes the file. */
    }
}

/*****
/* open:file open */
/* Return value:File number (Pass) */
/* -1 (Failure) */
/*****
long open(const char *name, /* File name */
          long mode, /* Open mode */
          long flg) /* Open flag (not used) */
{

    if( strcmp( name, FPATH_STDIN ) == 0 ) /* Standard input file */
    {

```

```

        if( ( mode & O_RDONLY ) == 0 ) return -1;
        flmod[STDIN] = mode;
        return STDIN;
    }
    else if( strcmp( name, FPATH_STDOUT ) == 0 )/* Standard output file    */
    {
        if( ( mode & O_WRONLY ) == 0 ) return -1;
        flmod[STDOUT] = mode;
        return STDOUT;
    }
    else if( strcmp(name, FPATH_STDERR ) == 0 ) /* Standard error output file*/
    {
        if( ( mode & O_WRONLY ) == 0 ) return -1;
        flmod[STDERR] = mode;
        return STDERR;
    }
    else return -1;                /* Files other than standard I/O files */
}

long close( long fileno )
{
    return 1;
}

/*****
/* write:Data write
/* Return value:Number of write characters (Pass)
/*          -1 (Failure)
*****/
long write(long fileno,          /* File number
        const unsigned char *buf, /* Transfer destination buffer address */
        long count)             /* Written character count
{
    unsigned long    i;          /* Variable for counting
    unsigned char    c;          /* Output character

    /* Checks file mode and outputs one character at a time.
    /* Checks if the file is opened in read-only or read/write mode.
    if(flmod[fileno]&O_WRONLY || flmod[fileno]&O_RDWR)
    {
        if( fileno == STDIN ) return -1;          /* Standard input
        else if( (fileno == STDOUT) || (fileno == STDERR)) /*Standard output*/
        {
            for( i = count; i > 0; --i )
            {
                c = *buf++;
                charput(c);
            }
            return count;          /* Returns the number of written characters. */
        }
        else return -1;          /* Output to file

```

```

    }
    else return -1;          /* Error          */
  }

long read( long fileno, unsigned char *buf, long count )
{
    unsigned long i;
    /* Checks mode according to file number, inputs one character each, */
    /* and stores the characters in buffer.                               */

    if((flmod[fileno]&_MOPENR) || (flmod[fileno]&O_RDWR)){
        for(i = count; i > 0u; i--){
            *buf = charget();
            if(*buf==CR){          /* Replaces line feed character. */
                *buf = LF;
            }
            buf++;
        }
        return count;
    }
    else {
        return -1;
    }
}

long lseek( long fileno, long offset, long base )
{
    return -1L;
}

;;;;;;;;;;;;;;;;;;;;;;;;;;;;;;;;;;;;;;;;;;;;;;;;;;;;;;;;;;;;;;;;;;;;;;;;;;;;;;;;
;                               lowlvl.src                               ;
;;;;;;;;;;;;;;;;;;;;;;;;;;;;;;;;;;;;;;;;;;;;;;;;;;;;;;;;;;;;;;;;;;;;;;;;;;;;;;;;
;  RX Family Simulator/Debugger Interface Routine  ;
;  - Inputs and outputs one character -          ;
;;;;;;;;;;;;;;;;;;;;;;;;;;;;;;;;;;;;;;;;;;;;;;;;;;;;;;;;;;;;;;;;;;;;;;;;;;;;;;;;
    .GLB    _charput
    .GLB    _charget

SIM_IO    .EQU 0h

    .SECTION    P, CODE
;-----
;  _charput:
;-----
_charput:
    MOV.L    #IO_BUF,R2
    MOV.B    R1,[R2]
    MOV.L    #1220000h,R1
    MOV.L    #PARM,R3
    MOV.L    R2,[R3]

```

```
        MOV.L    R3,R2
        MOV.L    #SIM_IO,R3
        JSR     R3
        RTS

;-----
;  _charget:
;-----
_charget:
        MOV.L    #1210000h,R1
        MOV.L    #IO_BUF,R2
        MOV.L    #PARM,R3
        MOV.L    R2,[R3]
        MOV.L    R3,R2
        MOV.L    #SIM_IO,R3
        JSR     R3
        MOV.L    #IO_BUF,R2
        MOVU.B   [R2],R1
        RTS

;-----
;  I/O Buffer
;-----
        .SECTION B,DATA,ALIGN=4
PARM:   .BLKL    1
        .SECTION B_1,DATA
IO_BUF: .BLKB    1
        .END
```

(4) Example of Low-Level Interface Routine for Reentrant Library

The following shows an example of a low-level interface routine for a reentrant library. This routine is necessary when using a standard library, which was created by the standard library generator with the **reent** option specified.

When an error is returned from the **wait_sem** function or **signal_sem** function, set **errno** as follows to return from the library function.

| Bit Function | errno | Description |
|--------------|----------|--|
| wait_sem | EMALRESM | Failed to allocate semaphore resources for malloc |
| | ETOKRESM | Failed to allocate semaphore resources for strtok |
| | EIOBRESM | Failed to allocate semaphore resources for _job |
| signal_sem | EMALFRSM | Failed to release semaphore resources for malloc |
| | ETOKFRSM | Failed to release semaphore resources for strtok |
| | EIOBFRSM | Failed to release semaphore resources for _job |

When an interrupt with a priority level higher than the current level is generated after semaphores have been defined, dead locks will occur if semaphores are defined again. Therefore, be careful for processes that share resources because they might be nested by interrupts.

```

#define MALLOC_SEM      1      /* Semaphore No. for malloc */
#define STRTOK_SEM     2      /* Semaphore No. for strtok */
#define FILE_TBL_SEM   3      /* Semaphore No. for _iob  */
#define SEMSIZE        4
#define TRUE           1
#define FALSE          0
#define OK              1
#define NG              0

extern long *errno_addr(void);
extern long wait_sem(long);
extern long signal_sem(long);

long sem_errno;
int force_fail_signal_sem = FALSE;
static int semaphore[SEMSIZE];

/*****
/*          errno_addr: Acquisition of errno address          */
/*          Return value: errno address                      */
*****/
long *errno_addr(void)
{
    /* Return the errno address of the current task */
    return (&sem_errno);
}

/*****
/*          wait_sem: Defines the specified numbers of semaphores          */
/*          Return value: OK(=1) (Normal)                                */
/*          NG(=0) (Error)                                              */
*****/
long wait_sem(long semnum) /* Semaphore ID          */
{

```

```
        if((0 <= semnum) && (semnum < SEMSIZE)) {
            if(semaphore[semnum] == FALSE) {
                semaphore[semnum] = TRUE;
                return(OK);
            }
        }
        return(NG);
    }

    /*
    signal_sem: Releases the specified numbers of semaphores
    Return value: OK(=1) (Normal)
    NG(=0) (Error)
    */
    long signal_sem(long semnum) /* Semaphore ID */
    {
        if(!force_fail_signal_sem) {
            if((0 <= semnum) && (semnum < SEMSIZE)) {
                if(semaphore[semnum] == TRUE ) {
                    semaphore[semnum] = FALSE;
                    return(OK);
                }
            }
        }
        return(NG);
    }
}
```


8.3.5 Termination Processing Routine

(1) Example of Preparation of a Routine for Termination Processing Registration and Execution (**atexit**)

The method for preparation of the library function **atexit** to register termination processing is described.

The **atexit** function registers, in a table for termination processing, a function address passed as a parameter. If the number of functions registered exceeds the limit (in this case, the number that can be registered is assumed to be 32), or if an attempt is made to register the same function twice, **NULL** is returned. Otherwise, a value other than **NULL** (in this case, the address of the registered function) is returned.

A program example is shown below.

Example:

```
#include <stdlib.h>

long _atexit_count=0 ;

void (*_atexit_buf[32])(void) ;

#ifdef __cplusplus
extern "C"
#endif
long atexit(void (*f)(void))
{
    int i;

    for(i=0; i<_atexit_count ; i++) // Check whether it is already registered
        if(_atexit_buf[i]==f)
            return 1;
    if(_atexit_count==32) // Check the limit value of number of registration
        return 1;
    else {
        atexit_buf[_atexit_count++]=f;    // Register the function address
        return 0;
    }
}
```

(2) Example of Preparation of a Routine for Program Termination (exit)

The method for preparation of an **exit** library function for program termination is described. Program termination processing will differ among user systems; refer to the program example below when preparing a termination procedure according to the specifications of the user system.

The **exit** function performs termination processing for a program according to the termination code for the program passed as a parameter, and returns to the environment in which the program was started. Here, the termination code is set to an external variable, and execution returned to the environment saved by the **setjmp** function immediately before the **main** function was called. In order to return to the environment prior to program execution, the following **callmain** function should be created, and instead of calling the function **main** from the **PowerON_Reset** initial setting function, the **callmain** function should be called.

A program example is shown below.

```
#include <setjmp.h>
#include <stddef.h>

extern long _atexit_count ;
extern void_t (*_atexit_buf[32])(void) ;
#ifdef __cplusplus
extern "C"
#endif
void _CLOSEALL(void);
int main(void);
extern jmp_buf _init_env ;
int _exit_code ;

#ifdef __cplusplus
extern "C"
#endif
void exit(int code)
{
    int i;
    _exit_code=code ;           // Set the return code in _exit_code
    for(i=_atexit_count-1; i>=0; i--) // Execute in sequence the functions
        (*_atexit_buf[i])();       // registered by the atexit function
    _CLOSEALL();                 // Close all open functions
    longjmp(_init_env, 1) ;      // Return to the environment saved by
                                // setjmp
}

#ifdef __cplusplus
extern "C"
#endif
void callmain(void)
{
    // Save the current environment using setjmp and call the main function
    if(!setjmp(_init_env))
        _exit_code=main();       // On returning from the exit function,
                                // terminate processing
}
}
```

(3) Example of Creation of an Abnormal Termination (abort) Routine

On abnormal termination, processing for abnormal termination must be executed in accordance with the specifications of the user system.

In a C++ program, the **abort** function will also be called in the following cases:

- When exception processing was unable to operate correctly.
- When a pure virtual function is called.
- When **dynamic_cast** has failed.
- When **typeid** has failed.
- When information could not be acquired when a class array was deleted.
- When the definition of the destructor call for objects of a given class causes a contradiction.

Below is shown an example of a program which outputs a message to the standard output device, then closes all files and begins an infinite loop to wait for reset.

```
#include <stdio.h>
#ifdef __cplusplus
extern "C"
#endif
void _CLOSEALL(void);
#ifdef __cplusplus
extern "C"
#endif
void abort(void)
{
    printf("program is abort !!\n");    //Output message
    _CLOSEALL();                      //Close all files
    while(1) ;                        //Begin infinite loop
}
```

8.3.6 Startup Program Created in Integrated Development Environment

This section shows an example of an actual startup program created for the simulator in the integrated development environment when the RX610 is selected as the CPU type.

(1) Source Files

The startup program consists of the files shown in table 8.7.

Table 8.7 List of Programs Created in Integrated Development Environment

| | File Name | Description |
|-----|--------------|--|
| (a) | resetprg.c | Initial setting routine (reset vector function) |
| (b) | intprg.c | Vector function definitions |
| (c) | vecttbl.c | Fixed vector table |
| (d) | dbstc.c | Section initialization processing (table) |
| (e) | lowsrc.c | Low-level interface routine (C language part) |
| (f) | lowlvl.src | Low-level interface routine (assembly language part) |
| (g) | sbrk.c | Low-level interface routine (sbrk function) |
| (h) | typedefine.h | Type definition header |
| (i) | vect.h | Vector function header |
| (j) | stackstc.h | Stack size settings |
| (k) | lowsrc.h | Low-level interface routine (C language header) |
| (l) | sbrk.h | Low-level interface routine (sbrk function header) |

The following shows the contents of files (a) to (l).

(a) resetprg.c: Initial Setting Routine (Reset Vector Function)

```
#include <machine.h>
#include <_h_c_lib.h>
//#include <stddef.h> // Remove the comment when you use errno
//#include <stdlib.h> // Remove the comment when you use rand()
#include "typedefine.h" // Define Types
#include "stacksct.h" // Stack Sizes (Interrupt and User)

#ifdef __cplusplus // For Use Reset vector
extern "C" {
#endif
void PowerON_Reset(void);
void main(void);
#ifdef __cplusplus
}
#endif

#ifdef __cplusplus // For Use SIM I/O
extern "C" {
#endif
extern void _INIT_IOLIB(void);
extern void _CLOSEALL(void);
#ifdef __cplusplus
}
#endif

#define PSW_init 0x00010000 // PSW bit pattern
#define FPSW_init 0x00000000 // FPSW bit base pattern

//extern void srand(_UINT); // Remove the comment when you use rand()
//extern _SBYTE *_slptr; // Remove the comment when you use strtok()

//#ifdef __cplusplus // Use Hardware Setup
```

```

//extern "C" {
//#endif
//extern void HardwareSetup(void);
//#ifdef __cplusplus
//}
//#endif

//#ifdef __cplusplus      // Remove the comment when you use global class object
//extern "C" {           // Sections C$INIT and C$END will be generated
//#endif
//extern void _CALL_INIT(void);
//extern void _CALL_END(void);
//#ifdef __cplusplus
//}
//#endif

#pragma section ResetPRG    // output PowerON_Reset to PRresetPRG section

#pragma entry PowerON_Reset

void PowerON_Reset(void)
{
    set_intb(__sectop("C$VECT"));

#ifdef __ROZ              // Initialize FPSW
#define _ROUND 0x00000001 // Let FPSW RMbits=01 (round to zero)
#else
#define _ROUND 0x00000000 // Let FPSW RMbits=00 (round to nearest)
#endif
#ifdef __DOFF
#define _DENOM 0x00000100 // Let FPSW DNbit=1 (denormal as zero)
#else
#define _DENOM 0x00000000 // Let FPSW DNbit=0 (denormal as is)
#endif

```

```
    set_fpsw(FPSW_init | _ROUND | _DENOM);

    _INITSCT();           // Initialize Sections

    _INIT_IOLIB();       // Use SIM I/O

//  errno=0;             // Remove the comment when you use errno
//  srand((_UINT)1);     // Remove the comment when you use rand()
//  _slptr=NULL;        // Remove the comment when you use strtok()

//  HardwareSetup();    // Use Hardware Setup
    nop();

//  _CALL_INIT();       // Remove the comment when you use global class object

    set_psw(PSW_init);   // Set Ubit & Ibit for PSW
//  chg_pmusr();        // Remove the comment when you need to change PSW
//                      // PMbit (SuperVisor->User)

    main();

    _CLOSEALL();        // Use SIM I/O

//  _CALL_END();        // Remove the comment when you use global class
//                      // object

    brk();
}
```

(b) `intprg.c`: Vector Function Definitions

```
#include <machine.h>
#include "vect.h"
#pragma section IntPRG
```



```
// Exception (Supervisor Instruction)
void Excep_SuperVisorInst(void){/* brk(); */}

// Exception (Undefined Instruction)
void Excep_UndefinedInst(void){/* brk(); */}

// Exception (Floating Point)
void Excep_FloatingPoint(void){/* brk(); */}

// NMI
void NonMaskableInterrupt(void){/* brk(); */}

// Dummy
void Dummy(void){/* brk(); */}

// BRK
void Excep_BRK(void){ wait(); }
```

(c) vecttbl.c: Fixed Vector Table

```
#include "vect.h"

#pragma section C FIXEDVECT

void (*const Fixed_Vectors[])(void) = {
//;0xfffffd0 Exception (Supervisor Instruction)
    Excep_SuperVisorInst,
//;0xfffffd4 Reserved
    Dummy,
//;0xfffffd8 Reserved
    Dummy,
//;0xfffffdc Exception (Undefined Instruction)
    Excep_UndefinedInst,
```

```

//;0xffffffe0  Reserved
    Dummy,
//;0xffffffe4  Exception (Floating Point)
    Excep_FloatingPoint,
//;0xffffffe8  Reserved
    Dummy,
//;0xfffffec  Reserved
    Dummy,
//;0xfffffff0  Reserved
    Dummy,
//;0xfffffff4  Reserved
    Dummy,
//;0xfffffff8  NMI
    NonMaskableInterrupt,
//;0xfffffff8  RESET
//;<<VECTOR DATA START (POWER ON RESET)>>
//;Power On Reset PC
PowerON_Reset
//;<<VECTOR DATA END (POWER ON RESET)>>
};

```

(d) dbsect.c: Section Initialization Processing (table)

```

#include "typedefine.h"

#pragma unpack

#pragma section C C$DSEC
extern const struct {
    _UBYTE *rom_s;    /* Start address of the initialized data section in ROM */
    _UBYTE *rom_e;    /* End address of the initialized data section in ROM */
    _UBYTE *ram_s;    /* Start address of the initialized data section in RAM */
} _DTBL[] = {
    { __sectop("D"), __secend("D"), __sectop("R") },

```

```
    { __sectop("D_2"), __secend("D_2"), __sectop("R_2") },
    { __sectop("D_1"), __secend("D_1"), __sectop("R_1") }
};

#pragma section C C$BSEC
extern const struct {
    _UBYTE *b_s;          /* Start address of non-initialized data section */
    _UBYTE *b_e;          /* End address of non-initialized data section */
} _BTBL[] = {
    { __sectop("B"), __secend("B") },
    { __sectop("B_2"), __secend("B_2") },
    { __sectop("B_1"), __secend("B_1") }
};

#pragma section

/*
** CTBL prevents excessive output of L1100 messages when linking.
** Even if CTBL is deleted, the operation of the program does not change.
*/
_UBYTE * const _CTBL[] = {
    __sectop("C_1"), __sectop("C_2"), __sectop("C"),
    __sectop("W_1"), __sectop("W_2"), __sectop("W")
};

#pragma packoption
```

(e) lowsrc.c : Low-Level Interface Routine (C Language Part)

```
#include <string.h>
#include <stdio.h>
#include <stddef.h>
#include "lowsrc.h"

#define STDIN 0
```

```
#define STDOUT 1
#define STDERR 2

#define FLMIN 0
#define _MOPENR 0x1
#define _MOPENW 0x2
#define _MOPENA 0x4
#define _MTRUNC 0x8
#define _MCREAT 0x10
#define _MBIN 0x20
#define _MEXCL 0x40
#define _MALBUF 0x40
#define _MALFIL 0x80
#define _MEOF 0x100
#define _MERR 0x200
#define _MLBF 0x400
#define _MNBF 0x800
#define _MREAD 0x1000
#define _MWRITE 0x2000
#define _MBYTE 0x4000
#define _MWIDE 0x8000

#define O_RDONLY 0x0001
#define O_WRONLY 0x0002
#define O_RDWR 0x0004
#define O_CREAT 0x0008
#define O_TRUNC 0x0010
#define O_APPEND 0x0020

#define CR 0x0d
#define LF 0x0a

extern const long _nfiles;
char flmod[IOSTREAM];
```

```
unsigned char sml_buf[IOSTREAM];

#define FPATH_STDIN      "C:\\\\stdin"
#define FPATH_STDOUT    "C:\\\\stdout"
#define FPATH_STDERR    "C:\\\\stderr"

extern void charput(unsigned char);
extern unsigned char charget(void);

#include <stdio.h>
FILE *_Files[IOSTREAM];
char *env_list[] = {
    "ENV1=temp01",
    "ENV2=temp02",
    "ENV9=end",
    '\\0'
};

char **environ = env_list;

void _INIT_IOLIB( void )
{
    if( freopen( FPATH_STDIN, "r", stdin ) == NULL )
        stdin->_Mode = 0xffff;
    stdin->_Mode = _MOPENR;
    stdin->_Mode |= _MNBFF;
    stdin->_Bend = stdin->_Buf + 1;

    if( freopen( FPATH_STDOUT, "w", stdout ) == NULL )
        stdout->_Mode = 0xffff;
    stdout->_Mode |= _MNBFF;
    stdout->_Bend = stdout->_Buf + 1;
}
```

```
    if( freopen( FPATH_STDERR, "w", stderr ) == NULL )
        stderr->_Mode = 0xffff;
    stderr->_Mode |= _MNBFL;
    stderr->_Bend = stderr->_Buf + 1;
}

void _CLOSEALL( void )
{
    long i;
    for( i=0; i < _nfiles; i++ )
    {
        if( _Files[i]->_Mode & ( _MOPENR | _MOPENW | _MOPENA ) )
            fclose( _Files[i] );
    }
}

long open(const char *name,
          long mode,
          long flg)
{
    if( strcmp( name, FPATH_STDIN ) == 0 )
    {
        if( ( mode & O_RDONLY ) == 0 ) return -1;
        flmod[STDIN] = mode;
        return STDIN;
    }
    else if( strcmp( name, FPATH_STDOUT ) == 0 )
    {
        if( ( mode & O_WRONLY ) == 0 ) return -1;
        flmod[STDOUT] = mode;
        return STDOUT;
    }
    else if( strcmp( name, FPATH_STDERR ) == 0 )
```

```
    {
        if( ( mode & O_WRONLY ) == 0 ) return -1;
        flmod[STDERR] = mode;
        return STDERR;
    }
    else return -1;
}

long close( long fileno )
{
    return 1;
}

long write(long fileno,
           const unsigned char *buf,
           long count)
{
    long i;
    unsigned char c;

    if(flmod[fileno]&O_WRONLY || flmod[fileno]&O_RDWR)
    {
        if( fileno == STDIN ) return -1;
        else if( (fileno == STDOUT) || (fileno == STDERR) )
        {
            for( i = count; i > 0; --i )
            {
                c = *buf++;
                charput(c);
            }
            return count;
        }
        else return -1;
    }
}
```

```
        else return -1;
    }

long read( long fileno, unsigned char *buf, long count )
{
    long i;
    if((flmod[fileno]&_MOPENR) || (flmod[fileno]&O_RDWR)){
        for(i = count; i > 0; i--){
            *buf = charget();
            if(*buf==CR){
                *buf = LF;
            }
            buf++;
        }
        return count;
    }
    else {
        return -1;
    }
}

long lseek( long fileno, long offset, long base )
{
    return -1L;
}
```

(f) lowlvl.src: Low-Level Interface Routine (Assembly Language Part)

```
        .GLB    _charput
        .GLB    _charget

SIM_IO    .EQU 0h

        .SECTION    P, CODE
```



```
;-----  
;  _charput:  
;-----  
_charput:  
    MOV.L    #IO_BUF,R2  
    MOV.B    R1,[R2]  
    MOV.L    #1220000h,R1  
    MOV.L    #PARM,R3  
    MOV.L    R2,[R3]  
    MOV.L    R3,R2  
    MOV.L    #SIM_IO,R3  
    JSR     R3  
    RTS  
  
;-----  
;  _charget:  
;-----  
_charget:  
    MOV.L    #1210000h,R1  
    MOV.L    #IO_BUF,R2  
    MOV.L    #PARM,R3  
    MOV.L    R2,[R3]  
    MOV.L    R3,R2  
    MOV.L    #SIM_IO,R3  
    JSR     R3  
    MOV.L    #IO_BUF,R2  
    MOVU.B  [R2],R1  
    RTS  
  
;-----  
;  I/O Buffer  
;-----  
    .SECTION B,DATA,ALIGN=4  
PARM:  .BLKL  1
```

```

        .SECTION  B_1,DATA
IO_BUF:  .BLKB    1
        .END
  
```

(g) sbrk.c: Low-Level Interface Routine (sbrk Function)

```

#include <stddef.h>
#include <stdio.h>
#include "typedefine.h"
#include "sbrk.h"

_SBYTE *sbrk(size_t size);

//const size_t _sbrk_size= /* Specifies the minimum unit of      */
                          /* the defined heap area              */

extern _SBYTE *_slptr;

union HEAP_TYPE {
    _SDWORD  dummy ;      /* Dummy for 4-byte boundary      */
    _SBYTE  heap[HEAPSIZE]; /* Declaration of the area managed by sbrk */
};

static union HEAP_TYPE heap_area ;

/* End address allocated by sbrk */
static _SBYTE *brk=(_SBYTE *)&heap_area;

/*****
/*      sbrk:Memory area allocation
/*      Return value:Start address of allocated area (Pass)
/*      -1 (Failure)
*****/
_SBYTE *sbrk(size_t size) /* Assigned area size */
  
```

```

{
    _SBYTE *p;

    if(brk+size > heap_area.heap+HEAPSIZE){ /* Empty area size */
        p = (_SBYTE *)-1;
    }
    else {
        p = brk; /* Area assignment */
        brk += size; /* End address update */
    }
    return p;
}
    
```

(h) typedef.h: Type Definition Header

```

typedef signed char _SBYTE;
typedef unsigned char _UBYTE;
typedef signed short _SWORD;
typedef unsigned short _UWORD;
typedef signed int _SINT;
typedef unsigned int _UINT;
typedef signed long _SDWORD;
typedef unsigned long _UDWORD;
typedef signed long long _SQWORD;
typedef unsigned long long _UQWORD;
    
```

(i) vect.h: Vector Function Header

```

// Exception (Supervisor Instruction)
#pragma interrupt (Excep_SuperVisorInst)
void Excep_SuperVisorInst(void);

// Exception (Undefined Instruction)
#pragma interrupt (Excep_UndefinedInst)
void Excep_UndefinedInst(void);
    
```

```
// Exception (Floating Point)
#pragma interrupt (Excep_FloatingPoint)
void Excep_FloatingPoint(void);

// NMI
#pragma interrupt (NonMaskableInterrupt)
void NonMaskableInterrupt(void);

// Dummy
#pragma interrupt (Dummy)
void Dummy(void);

// BRK
#pragma interrupt (Excep_BRK(vect=0))
void Excep_BRK(void);

//;<<VECTOR DATA START (POWER ON RESET)>>
//;Power On Reset PC
extern void PowerON_Reset(void);
//;<<VECTOR DATA END (POWER ON RESET)>>
```

(j) stacksct.h: Stack Size Settings

```
// #pragma stacksize su=0x100 // Remove the comment when you use user stack
#pragma stacksize si=0x300
```

(k) lowsrc.h: Low-Level Interface Routine (C Language Header)

```
/*Number of I/O Streams*/
#define IOSTREAM 20
```

(l) sbrk.h: Low-Level Interface Routine (sbrk Function Header)

```
/* Size of area managed by sbrk */
#define HEAPSIZE 0x400
```

(2) Execution Commands

The following shows an example of commands for building these files.

In this example, the name of the user program file (containing the **main** function) is UserProgram.c, and the body of the file names (names excluding extensions) for the load module or library to be created is LoadModule.

```
lbgrx -cpu=rx600 -output=LoadModule.lib
ccrx -cpu=rx600 -output=obj UserProgram.c
ccrx -cpu=rx600 -output=obj resetprg.c
ccrx -cpu=rx600 -output=obj intprg.c
ccrx -cpu=rx600 -output=obj vecttbl.c
ccrx -cpu=rx600 -output=obj dbsct.c
ccrx -cpu=rx600 -output=obj lowsrc.c
asrx -cpu=rx600 lowlvl.src
ccrx -cpu=rx600 -output=obj sbrk.c
optlnk -rom=D=R,D_1=R_1,D_2=R_2 -list=LoadModule.map -
start=B_1,R_1,B_2,R_2,B,R,SI/01000,PRestPRG/0FFFF8000,C_1,C_2,C,C$,D_1,D_2,D,P
,PIntPRG,W*,L/0FFFF8100,FIXEDVECT/0FFFFFFD0 -library=LoadModule.lib -
output=LoadModule.abs UserProgram.obj resetprg.obj intprg.obj vecttbl.obj
dbsct.obj lowsrc.obj lowlvl.obj sbrk.obj
optlnk -output=LoadModule.sty -form=stype -output=LoadModule.mot LoadModule.abs
```

8.4 Usage of PIC/PID Function

This section gives an overview of the PIC/PID function and describes how to create startup programs when using the PIC/PID function.

The PIC/PID function enables the code and data in the ROM to be reallocated to desired addresses without re-linkage even when the allocation addresses have been determined through previously completed linkage.

PIC stands for position independent code, and PID stands for position independent data. The PIC function generates PIC and the PID function generates PID; here, these functions are collectively called the PIC/PID function.

8.4.1 Terms Used in this Section

(1) Master and Application

In the PIC/PID function, a program whose code or data in the ROM has been converted into PIC or PID is called an application, and the program necessary to execute an application is called the master.

The master executes the application initiation processing, and also provides the shared libraries called from applications and RAM areas for applications. PIC and PID are included only in applications; the master does not have them.

(2) Shared Library

A group of functions in the master, which can be called from multiple applications.

(3) Jump Table

A program through which applications can call shared libraries.

8.4.2 Function of Each Option

The following describes the options related to the PIC/PID function.

For details of each option function, refer to the respective option description in section 2 (compiler), section 4 (assembler), and section 5 (optimizing linkage editor).

(1) Application Code Generation (**pic** and **pid** Options)

When the **pic** option is specified for compilation, the PIC function is enabled and the code in the code area (**P** section) becomes PIC. The PIC always uses PC relative mode to acquire branch destination addresses or function addresses, so it can be reallocated to any desired addresses even after linkage.

When the **pid** option is specified for compilation, the PID function is enabled and the data in ROM data areas (**C**, **C_2**, **C_1**, **W**, **W_2**, **W_1**, and **L** sections) becomes PID. A program executes relative access to the PID by using the register (PID register) that indicates the start address of the PID. The user can move the PID to any desired addresses by modifying the PID register value even after linkage.

Note that the PIC function (**pic** option) and PID function (**pid** option) are designed to operate independently. However, it is recommended to enable both functions and allocate the PIC and PID to adjacent areas. Support for independently using either the PIC or PID function and for debugging of applications where the distance between the PIC and PID is variable may or may not be available, depending on the version of the debugger. The examples described later assume that both PIC and PID functions are enabled together.

(2) Shared Library Support (**jump_entries_for_pic** and **nouse_pid_register** Options)

These options provide a function for calling the libraries of the master from an application.

The **nouse_pid_register** option should be used for master compilation to generate a code that does not use the PID register.

When the **jump_entries_for_pic** option is specified in the optimizing linkage editor at master linkage, a jump table is created to be used to call library functions at fixed addresses from an application.

(3) Sharing of RAM Area (**Fsymbol** Option)

This option enables variables in the master to be read or written from an application whose linkage unit differs from that of the master.

When the **Fsymbol** option is specified in the optimizing linkage editor at master linkage, a symbol table is created to be used to refer to variables at fixed addresses from an application.

8.4.3 Restrictions on Applications

(1) RAM Areas

The PID function cannot be applied to the RAM area.

(2) Simultaneous Execution of Applications

When the PIC/PID function is used, multiple copies of a single application can be stored in the ROM and each copy can be executed. However, copies of a single application cannot be executed at the same time because the RAM areas for them overlap each other.

(3) Startup

The standard startup program (created by the integrated development environment as described in section 8.3, Startup Program Creation) cannot be used to start up an application without change. Create a startup program as described in section 8.4.7, Application Startup.

8.4.4 System Dependent Processing Necessary for PIC/PID Function

The following processing should be prepared by the user depending on the system specifications.

(1) Initialization of Master

Execute the same processing as that for a usual program which does not use the PIC/PID function.

(2) Initiation of Application from the Master

Set the PID register to the start address of the application PID and branch to the PIC start address to initiate the application.

(3) Initialization of Application

Initialize the section and execute the **main** function of the application.

(4) Termination of Application

After execution of the **main** function, return execution to the master.

8.4.5 Combinations of Code Generating Options

When the master and application are built, the option settings related to the PIC/PID function should be matched between the objects that compose the master and application.

The following shows the rules for specifying options for each object compilation and the conditions of option settings in other objects that can be linked.

(1) Master

When building the master, specify the PIC/PID function options as shown in table 8.8.

Table 8.8 Rules for Specifying PIC/PID Function Options in Master

| Option Name | For Compilation | Conditions on Setting the Option for Linkable Objects |
|---------------------------|--------------------|---|
| pic | × Not allowed | pic is not specified |
| pid | × Not allowed | pid is not specified |
| nouse_pid_register | ○ Can be specified | nouse_pid_register must be specified |
| fint_register | ○ Can be specified | fint_register with the same parameters must be specified |
| base | ○ Can be specified | base with the same parameters must be specified |

(2) Application

When building an application, specify the PIC/PID function options as shown in table 8.9.

Table 8.9 Rules for Specifying PIC/PID Function Options in Application

| Option Name | For Compilation | Conditions on Setting the Option for Linkable Objects |
|---------------------------|----------------------|---|
| pic | O Can be specified | pic is necessary |
| pid | O Can be specified | pid is necessary |
| nouse_pid_register | × Not allowed | nouse_pid_register is not specified |
| fint_register | O Can be specified | fint_register with the same parameters must be specified |
| base | O : Can be specified | base* with the same parameters must be specified |

Note: * When **pid** is specified, **base=rom=<register>** is not allowed.

(3) Between Master and Application

In the master and application, the PIC/PID function options should be specified as shown in table 8.10.

Table 8.10 Rules for Combinations of PIC/PID Function Options between Master and Application

| Options in Application | Options in Master |
|------------------------|--|
| pic | No conditions |
| pid | nouse_pid_register is necessary |
| fint_register | fint_register with the same parameters is necessary |
| base | base* with the same parameters is necessary |

Note: * When **pid** is specified, **base=rom=<register>** is not allowed.

8.4.6 Master Startup

The processing necessary to start up the master is the same as that for a usual program that does not use the PIC/PID function except for the two processes described below. Add these two processes to the startup processing created according to section 8.3, Startup Program Creation.

(1) Initiation of and Return from Application

Set up the PID register in the **main** function and branch to the PIC entry address to initiate the application. In addition, a means for returning from the application to the master should be provided.

(2) Reference to Shared Library Functions to be Used

The shared libraries to be used by the application should be referred to also by the master in advance.

The following shows an example for calling a PIC/PID application from the **main** function.

This example assumes the following conditions:

- After application execution, control can be returned to the master through the RTS instruction.
- The application does not pass a return value.
- The PIC initiation address (PIC_entry) and PIC start address (PIC_address) for the application are known and fixed when the master is built.
- R13 is used as the PIC register.
- Initialization of the section areas on the application side is not done on the master side.
- The application uses only the **printf** function as the shared library.

Example:

```
/* Master-Side Program */
/* Initiates the PIC/PID application. */
/* (For the system that the application does not pass */
/* a return value and execution returns through RTS) */
#include <stdio.h>
#pragma inline_asm Launch_PICPID_Application
void Launch_PICPID_Application(void *pic_entry, void *pid_address)
{
    MOV.L    R2,R13
    JSR     R1
}
int main()
{
    void *PIC_entry    = (void*)0x500000; /* PIC initiation address */
    void *PID_address = (void*)0x120000; /* PID start address */

    /* (1) Initiation of and Return from Application */
    Launch_PICPID_Application(PIC_entry, PID_address);

    return 0;
}

/* (2) Reference to Shared Library Functions to be Used */
void *_dummy_ptr = (void*)printf; /* printf function */
```

8.4.7 Application Startup

Specify the following in the application.

The items marked with **[Optional]** may be unnecessary in some cases.

(1) Preparation of Entry Point (PIC Initiation Address)

This is the address from which the application is initiated.

(2) Initialization of Stack Pointer [Optional]

This processing is not necessary when the application shares the stack with the master.

When necessary, add appropriate settings by referring to section 8.3.2 (2).

(3) Initialization of General Registers Used as Base Registers [Optional]

This processing is not necessary when no base register is used.

When necessary, add appropriate settings by referring to section 8.3.2 (3).

(4) Initialization Processing of Sections [Optional]

This processing is not necessary when the master initializes them.

When necessary, add appropriate settings by referring to the example shown later.

Note that the processing described in section 8.3.2 (5) cannot be used without change.

(5) Initialization Processing of Libraries [Optional]

This processing is not necessary when no standard library is used.

When necessary, add appropriate settings by referring to section 8.3.2 (6).

(6) Initialization of PSW for main Function Execution [Optional]

Specify interrupt masks or move to the user mode as necessary.

Add appropriate settings by referring to sections 8.3.2 (8) and 8.3.2 (9).

(7) User Program Execution

Execute the **main** function.

Specify the processing by referring to section 8.3.2 (10).

The following shows an example of application startup.

The processing is divided into three files.

- **startup_picpid.c**: Body of the startup processing.
- **initsct_pid.src**: Section initialization for PID; **_INITSCT_PID**.
This is created by modifying the **_INITSCT** function described in section 8.3.2 (5) to support the PID function.
Since the PID register is fixed at R13 in this example, change R13 to the desired register when another register is used as the PID register.
- **initolib.c**: Contains **_INITLIB**, which initializes the standard libraries.
This is created by modifying the code described in section 8.3.2 (6) to be used for the application.

[startup_picpid.c]

```
// Initialization Processing Described in Section 8.3.2(5)
#pragma section C C$DSEC //Section name is set to C$DSEC
const struct {
    void *rom_s; //Start address member of the initialized data section in ROM
    void *rom_e; //End address member of the initialized data section in ROM
    void *ram_s; //Start address member of the initialized data section in RAM
} DTBL[] = {__sectop("D"), __secend("D"), __sectop("R")};
#pragma section C C$BSEC //Section name is set to C$BSEC
const struct {
    void *b_s; //Start address member of the uninitialized data section
    void *b_e; //End address member of the uninitialized data section
} BTBL[] = {__sectop("B"), __secend("B")};
```

```
extern void main(void);
extern void _INITLIB(void); // Library initialization processing described
                             //in section 8.3.2 (6)
#pragma entry application_pic_entry
void application_pic_entry(void)
{
    _INITSCT_PICPID();
    _INITLIB();
    main();
}
```

[initset_pid.src]

```
; Section Initialization Routine for PID Support
; ** Note ** Check the PID register.
; This code assumes that R13 is used as the PID register. If another
; register is used as the PID register, modify the description related to R13
; in the following code to the register assigned as the PID register
; in your system.
.glb __INITSCT_PICPID
.glb __PID_TOP
.section C$BSEC,ROMDATA,ALIGN=4
.section C$DSEC,ROMDATA,ALIGN=4
.section P,CODE

__INITSCT_PICPID:                ; function: _INITSCT
.STACK __INITSCT_PICPID=28
PUSHM R1-R6
ADD #-__PID_TOP,R13,R6 ; How long distance PID moves
;;;
;;; clear BBS(B)
;;;
ADD #TOPOF C$BSEC, R6, R4
```

```
    ADD     #SIZEOF C$BSEC, R4, R5
    MOV.L   #0, R2
    BRA     next_loop1

loop1:
    MOV.L   [R4+], R1
    MOV.L   [R4+], R3
    CMP     R1, R3
    BLEU    next_loop1
    SUB     R1, R3
    SSTR.B
next_loop1:
    CMP     R4,R5
    BGTU    loop1

;;;
;;; copy DATA from ROM(D) to RAM(R)
;;;
    ADD     #TOPOF C$DSEC, R6, R4
    ADD     #SIZEOF C$DSEC, R4, R5
    BRA     next_loop3

loop3:
    MOV.L   [R4+], R2
    MOV.L   [R4+], R3
    MOV.L   [R4+], R1
    CMP     R2, R3
    BLEU    next_loop3
    SUB     R2, R3
    ADD     R6, R2      ; Adjust for real address of PID
    SMOVF
next_loop3:
    CMP     R4, R5
    BGTU    loop3
```



```
    POPM        R1-R6
    RTS

    .end
```

[initiolib.c]

```
#include <stdio.h>
#include <stdlib.h>
#define IOSTREAM 3
const size_t _sbrk_size = 520; // Specifies the minimum unit of the heap area
                                // allocation size. (Default: 1024)

void _INIT_LOWLEVEL(void);
void _INIT_OTHERLIB(void);

void _INITLIB (void)
{
    _INIT_LOWLEVEL(); // Initial settings for low-level interface routines
    _INIT_IOLIB();    // Initial settings for I/O library
    _INIT_OTHERLIB(); // Initial settings for rand and strtok functions
}

void _INIT_LOWLEVEL(void)
{ // Make necessary settings for low-level library
}

void _INIT_OTHERLIB(void)
{
    srand(1); // Initial settings necessary when the rand function is used
}


```


Section 9 C/C++ Language Specifications

9.1 Language Specifications

9.1.1 Compiler Specifications

The following shows compiler specifications for the implementation-defined items which are not prescribed in the language specifications.

For the language specifications that this compiler conforms to, refer to section 9.1.5, Conforming Language Specifications

(1) Environment

Table 9.1 Environment Specifications

| No. | Item | Compiler Specifications |
|-----|---|-------------------------|
| 1 | Purpose of actual argument for the main function | Not stipulated |
| 2 | Structure of interactive I/O devices | Not stipulated |

(2) Identifiers

Table 9.2 Identifier Specifications

| No. | Item | Compiler Specifications |
|-----|--|--|
| 1 | Number of valid letters in non externally-linked identifiers (internal names) | Up to 8189 letters in both external and internal names |
| 2 | Number of valid letters in externally-linked identifiers (external names) | Up to 8191 letters in both external and internal names |
| 3 | Distinction of uppercase and lowercase letters in externally-linked identifiers (external names) | Uppercase and lowercase letters are distinguished |

(3) Characters

Table 9.3 Character Specifications

| No. | Item | Compiler Specifications |
|-----|---|--|
| 1 | Elements of source character sets and execution environment character sets | Source program character sets and execution environment character sets are both ASCII character sets. However, strings and character constants can be written in shift JIS or EUC Japanese character code, Latin1 code, or UTF-8 code. |
| 2 | Shift states used in coding multibyte characters | Shift states are not supported. |
| 3 | Number of bits for a character in character sets in program execution | 8 bits |
| 4 | Relationship between source program character sets in character constants and strings and characters in execution environment character sets | Corresponds to same ASCII characters. |
| 5 | Values of integer character constants that include characters or escape sequences which are not stipulated in the language specifications | Characters and escape sequences which are not stipulated in the language specifications are not supported. |
| 6 | Values of character constants that include two or more characters, and wide character constants that include two or more multibyte characters | The first two bytes of character constants are valid. Wide character constants are not supported. Note that a warning error message is output if you specify more than one character. |
| 7 | Specifications of locale used for converting multibyte characters to wide characters | locale is not supported. |
| 8 | char type value | Same value range as unsigned char type*. |

Note: * The **char** type has the same value range as the **signed char** type when the **signed_char** option is specified.

(4) Integers

Table 9.4 Integer Specifications

| No. | Item | Compiler Specifications |
|-----|---|---|
| 1 | Representation and values of integer types | See table 9.5. |
| 2 | Values when integers are converted to shorter signed integer types or unsigned integers are converted to signed integer types of the same size (when converted values cannot be represented by the target type) | The least significant four bytes, two bytes, or one byte of the integer value will respectively be the post-conversion value when the size of the post-conversion type is four bytes, two bytes, or one byte. |
| 3 | Result of bit-wise operations on signed integers | Signed value. |
| 4 | Remainder sign in integer division | Same sign as dividend. |
| 5 | Result of right shift of signed scalar types with a negative value | Maintains sign bit. |

Table 9.5 Range of Integer Types and Values

| No. | Type | Value Range | Data Size |
|-----|--|---|-----------|
| 1 | char * ¹ | 0 to 255 | 1 byte |
| 2 | signed char | -128 to 127 | 1 byte |
| 3 | unsigned char | 0 to 255 | 1 byte |
| 4 | short, signed short | -32768 to 32767 | 2 bytes |
| 5 | unsigned short | 0 to 65535 | 2 bytes |
| 6 | int* ² , signed int* ² | -2147483648 to 2147483647 | 4 bytes |
| 7 | unsigned int* ² | 0 to 4294967295 | 4 bytes |
| 8 | long, signed long | -2147483648 to 2147483647 | 4 bytes |
| 9 | unsigned long | 0 to 4294967295 | 4 bytes |
| 10 | long long, signed long long | -9223372036854775808 to 9223372036854775807 | 8 bytes |
| 11 | unsigned long long | 0 to 18446744073709551615 | 8 bytes |

Notes: 1. When the **signed_char** option is specified, the **char** type is handled as the **signed char** type.
 2. When the **int_to_short** option is specified, the **int** type is handled as the **short** type, the **signed int** type as the **signed short** type, and the **unsigned int** type as the **unsigned short** type.

(5) Floating-Point Numbers

Table 9.6 Floating-Point Number Specifications

| No. | Item | Compiler Specifications |
|-----|--|---|
| 1 | Representation and values of floating-point types | There are three types of floating-point numbers: float , double , and long double types. See section 9.1.3, Floating-Point Number Specifications, for the internal representation of floating-point types and specifications for their conversion and operation. Table 9.7 shows the limits of floating-point type values that can be expressed. |
| 2 | Method of truncation when integers are converted into floating-point numbers that cannot accurately represent the actual value | |
| 3 | Methods of truncation or rounding when floating-point numbers are converted into shorter floating-point types | |

Table 9.7 Limits of Floating-Point Type Values

| No. | Item | Limits | |
|-----|--|--|---------------------------------------|
| | | Decimal Notation* ¹ | Internal Representation (Hexadecimal) |
| 1 | Maximum value of float type | 3.4028235677973364e+38f (3.4028234663852886e+38f) | 7f7ffff |
| 2 | Minimum positive value of float type | 7.0064923216240862e-46f (1.4012984643248171e-45f) | 00000001 |
| 3 | Maximum values of double type and long double type* ² | 1.7976931348623158e+308 (1.7976931348623157e+308) | 7fffffffffffff |
| 4 | Minimum positive values of double type and long double type * ² | 4.9406564584124655e-324 (4.9406564584124654e-324) | 0000000000000001 |

Notes: 1. The limits for decimal notation are the maximum value smaller than infinity and the minimum value greater than 0. Values in parentheses are theoretical values.
 2. These values are the limits when **dbl_size=8** is specified. When **dbl_size=4** is specified, the **double** type and **long double** type have the same value as the **float** type.

(6) Arrays and Pointers

Table 9.8 Array and Pointer Specifications

| No. | Item | Compiler Specifications |
|-----|---|---|
| 1 | Integer type (size_t) required to hold maximum array size | unsigned long type |
| 2 | Conversion from pointer type to integer type (pointer type size \geq integer type size) | Value of least significant byte of pointer type |
| 3 | Conversion from pointer type to integer type (pointer type size $<$ integer type size) | Zero extension |
| 4 | Conversion from integer type to pointer type (integer type size \geq pointer type size) | Value of least significant byte of integer type |
| 5 | Conversion from integer type to pointer type (integer type size $<$ pointer type size) | Sign extension |
| 6 | Integer type (ptrdiff_t) required to hold difference between pointers to members in the same array | int type |

(7) Registers

Table 9.9 Register Specifications

| No. | Item | Compiler Specifications |
|-----|--|---|
| 1 | Types of variables that can be assigned to registers | char, signed char, unsigned char, bool, _Bool, short, unsigned short, int, unsigned int, long, unsigned long, long long, unsigned long long, float, pointer |

(8) Class, Structure, Union, and Enumeration Types, and Bit Fields

Table 9.10 Class, Structure, Union, and Enumeration Types, and Bit Field Specifications

| No. | Item | Compiler Specifications |
|-----|---|--|
| 1 | Referencing members in union type accessed by members of different types | Can be referenced but value cannot be guaranteed. |
| 2 | Boundary alignment of class and structure members | The maximum alignment value of the class and structure members is used as the boundary alignment value. For details on assignment, see section 9.1.2 (2), Compound Type (C), Class Type (C++). |
| 3 | Sign of bit fields of simple int type | unsigned int type * ³ |
| 4 | Order of bit fields within int type size | Assigned from least significant bit. * ¹ * ² |
| 5 | Method of assignment when the size of a bit field assigned after a bit field is assigned within an int type size exceeds the remaining size in the int type | Assigned to next int type area. * ¹ |
| 6 | Type specifiers allowed for bit fields | char, unsigned char, bool, _Bool, short, unsigned short, int, unsigned int, long, unsigned long, enum, long long, unsigned long long |
| 7 | Integer type representing value of enumeration type | int type* ⁴ |

Notes: 1. For details of assignment of bit fields, see section 9.1.2 (3), Bit Fields.
 2. Specifying the **bit_order=left** option assigns bit fields from the most significant bit.
 3. When the **signed_bitfield** option is specified, the sign of bit fields is handled as the **signed int** type.
 4. When the **auto_enum** option is specified, the smallest type that holds enumeration values is selected. For details, refer to the description of the **auto_enum** option in section 2.5, Microcontroller Options.

(9) Type Qualifiers

Table 9.11 Type Qualifier Specifications

| No. | Item | Compiler Specifications |
|-----|--|-------------------------|
| 1 | Types of access to data qualified with volatile | Not stipulated |

(10) Declarations

Table 9.12 Declaration Specifications

| No. | Item | Compiler Specifications |
|-----|---|-------------------------|
| 1 | Number of declarations modifying basic types (arithmetic types, structure types, union types) | 16 max. |

The following shows examples of counting the number of types modifying basic types.

- i. `int a;` Here, `a` has an **int** type (basic type) and the number of types modifying the basic type is 0.
- ii. `char *f();` Here, `f` has a function type returning a pointer type to a **char** type (basic type), and the number of types modifying the basic type is 2.

(11) Statements

Table 9.13 Statement Specifications

| No. | Item | Compiler Specifications |
|-----|--|-------------------------|
| 1 | Number of case labels that can be declared in one switch statement | 2,147,483,646 max. |

(12) Preprocessor

Table 9.14 Preprocessor Specifications

| No. | Item | Compiler Specifications |
|-----|--|--|
| 1 | Relationship between single-character character constants in constant expressions in a conditional inclusion, and execution environment character sets | Preprocessor statement character constants are the same as the execution environment character set. |
| 2 | Method of reading include files | Files enclosed in "<" and ">" are read from the directory specified in the include option. If the specified file is not found, the directory specified in environment variable INC_RX is searched, followed by the directory specified in environment variable BIN_RX . |
| 3 | Support for include files enclosed in double-quotes | Supported. Include files are read from the current directory. If not found in the current directory, the file is searched for as described in 2, above. |
| 4 | Space characters in strings after a macro is expanded | A string of space characters are expanded as one space character. |
| 5 | Operation of #pragma statements | See section 9.2.1, #pragma Extension Specifiers and Keywords. |
| 6 | __DATE__ and __TIME__ values | Values are specified based on the host computer's timer at the start of compiling. |

9.1.2 Internal Data Representation

This section explains the data type and the internal data representation. The internal data representation is determined according to the following four items:

- **Size**
Shows the memory size necessary to store the data.
- **Boundary alignment**
Restricts the addresses to which data is allocated. There are three types of alignment; 1-byte alignment in which data can be allocated to any address, 2-byte alignment in which data is allocated to even byte addresses, and 4-byte alignment in which data is allocated to addresses of multiples of four bytes.
- **Data range**
Shows the range of data of scalar type (C) or basic type (C++).
- **Data allocation example**
Shows an example of assignment of element data of compound type (C) or class type (C++).

(1) Scalar Type (C), Basic Type (C++)

Table 9.15 shows internal representation of scalar type data in C and basic type data in C++.

Table 9.15 Internal Representation of Scalar-Type and Basic-Type Data

| No. | Data Type | Size (bytes) | Align- ment (bytes) | Sign | Data Range | |
|-----|----------------------------|-----------------|---------------------------|--------|--------------------------------|---------------------------------|
| | | | | | Minimum Value | Maximum Value |
| 1 | char* ¹ | 1 | 1 | Unused | 0 | 2 ⁸ -1 (255) |
| 2 | signed char | 1 | 1 | Used | -2 ⁷ (-128) | 2 ⁷ -1 (127) |
| 3 | unsigned char | 1 | 1 | Unused | 0 | 2 ⁸ -1 (255) |
| 4 | short | 2 | 2 | Used | -2 ¹⁵ (-32768) | 2 ¹⁵ -1 (32767) |
| 5 | signed short | 2 | 2 | Used | -2 ¹⁵ (-32768) | 2 ¹⁵ -1 (32767) |
| 6 | unsigned short | 2 | 2 | Unused | 0 | 2 ¹⁶ -1 (65535) |
| 7 | int* ² | 4 | 4 | Used | -2 ³¹ (-2147483648) | 2 ³¹ -1 (2147483647) |
| 8 | signed int* ² | 4 | 4 | Used | -2 ³¹ (-2147483648) | 2 ³¹ -1 (2147483647) |
| 9 | unsigned int* ² | 4 | 4 | Unused | 0 | 2 ³² -1 (4294967295) |
| 10 | long | 4 | 4 | Used | -2 ³¹ (-2147483648) | 2 ³¹ -1 (2147483647) |
| 11 | signed long | 4 | 4 | Used | -2 ³¹ (-2147483648) | 2 ³¹ -1 (2147483647) |

| No. | Data Type | Size (bytes) | Align- ment (bytes) | Sign | Data Range | |
|-----|--|-----------------|---------------------------|-----------------|----------------------------------|--------------------------------------|
| | | | | | Minimum Value | Maximum Value |
| 12 | unsigned long | 4 | 4 | Unused | 0 | $2^{32}-1$ (4294967295) |
| 13 | long long | 8 | 4 | Used | -2^{63} (-9223372036854775808) | $2^{63}-1$ (9223372036854775807) |
| 14 | signed long, long | 8 | 4 | Used | -2^{63} (-9223372036854775808) | $2^{63}-1$ (9223372036854775807) |
| 15 | unsigned long, long | 8 | 4 | Unused | 0 | $2^{64}-1$ (18446744073709551615) |
| 16 | float | 4 | 4 | Used | $-\infty$ | $+\infty$ |
| 17 | double, long double | 4^{*4} | 4 | Used | $-\infty$ | $+\infty$ |
| 18 | size_t | 4 | 4 | Unused | 0 | $2^{32}-1$ (4294967295) |
| 19 | ptr_diff_t | 4 | 4 | Used | -2^{31} (-2147483648) | $2^{31}-1$ (2147483647) |
| 20 | enum ^{*3} | 4 | 4 | Used | -2^{31} (-2147483648) | $2^{31}-1$ (2147483647) |
| 21 | Pointer | 4 | 4 | Unused | 0 | $2^{32}-1$ (4294967295) |
| 22 | bool ^{*5} _Bool ^{*8} | 1 | 1 | — ^{*9} | — | — |
| 23 | Reference ^{*6} | 4 | 4 | Unused | 0 | $2^{32}-1$ (4294967295) |
| 24 | Pointer to a data member ^{*6} | 4 | 4 | Used | 0 | $2^{32}-1$ (4294967295) |
| 25 | Pointer to a function member ^{*6} ^{*7} | 12 | 4 | — ^{*9} | — | — |

- Notes:
1. When the **signed_char** option is specified, the **char** type is the same as the **signed char** type.
 2. When the **int_to_short** option is specified, the **int** type is the same as the **short** type, the **signed int** type as the **signed short** type, and the **unsigned int** type as the **unsigned short** type.
 3. When the **auto_enum** option is specified, the smallest type that holds enumeration values is selected.
 4. When **dbl_size=8** is specified, the size of the **double** type and **long double** type is 8 bytes.
 5. This data type is only valid for compilation of C++ programs or C99 programs including **stdbool.h**.
 6. These data types are only valid for compilation of C++ programs.
 7. Pointers to function and virtual function members are represented in the following data structure.

```
class _PMF{
public:
    long d;           // Object offset value.
    long i;           // Index in the virtual function table
                    // when the target function is
                    // the virtual function.

    union{
        void (*f)(); // Address of a function when the target function
                    // is a non-virtual function.

        long offset; // Object offset value of the virtual function table
                    // when the target function is the virtual function.
    };
};
```

8. This data type is only valid for compilation in C99. The **_Bool** type is treated as the **bool** type in compilation.
9. This data type does not include a concept of sign.



(2) Compound Type (C), Class Type (C++)

This section explains internal representation of array type, structure type, and union type data in C and class type data in C++.

Table 9.16 shows internal representation of compound type and class type data.

Table 9.16 Internal Representation of Compound Type and Class Type Data

| Data Type | Alignment (bytes) | Size (bytes) | Data Allocation Example |
|-----------|--|--|---|
| Array | Array element alignment | Number of array elements × element size | <code>char a[10];</code> Alignment: 1 byte Size: 10 bytes |
| Structure | Maximum structure member alignment | Total size of members. Refer to (a) Structure Data Allocation, below. | <code>struct { char a,b; };</code> Alignment: 1 byte Size: 2 bytes |
| Union | Maximum union member alignment | Maximum size of member. Refer to (b) Union Data Allocation, below. | <code>union { char a,b; };</code> Alignment: 1 byte Size: 1 byte |
| Class | 1. Always 4 if a virtual function is included 2. Other than 1 above: maximum member alignment | Sum of data members, pointer to the virtual function table, and pointer to the virtual base class. Refer to (c) Class Data Allocation, below. | <code>class B:public A { virtual void f(); };</code> Alignment: 4 bytes Size: 8 bytes <code>class A { char a; };</code> Alignment: 1 byte Size: 1 byte |

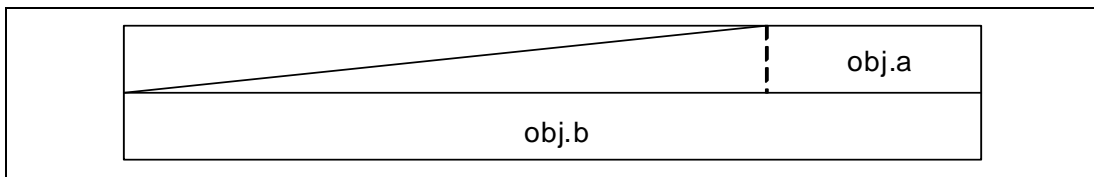
In the following examples, a rectangle () indicates four bytes. The diagonal line () represents an unused area for alignment. The address increments from right to left (the left side is located at a higher address).

(a) Structure Data Allocation

When structure members are allocated, an unused area may be generated between structure members to align them to boundaries.

Example:

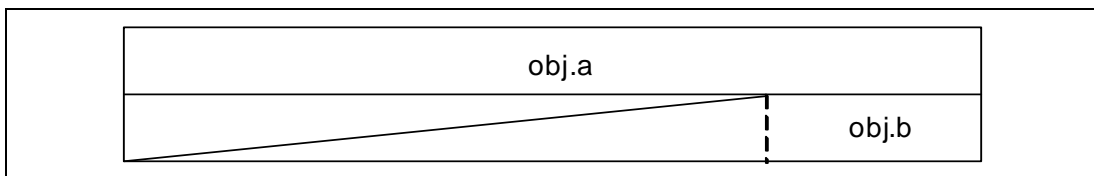
```
struct {  
  char a;  
  int b;  
} obj
```



If a structure has 4-byte alignment and the last member ends at an 1-, 2-, or 3-byte address, the following three, two, or one byte is included in this structure.

Example:

```
struct {  
  int a;  
  char b;  
} obj
```

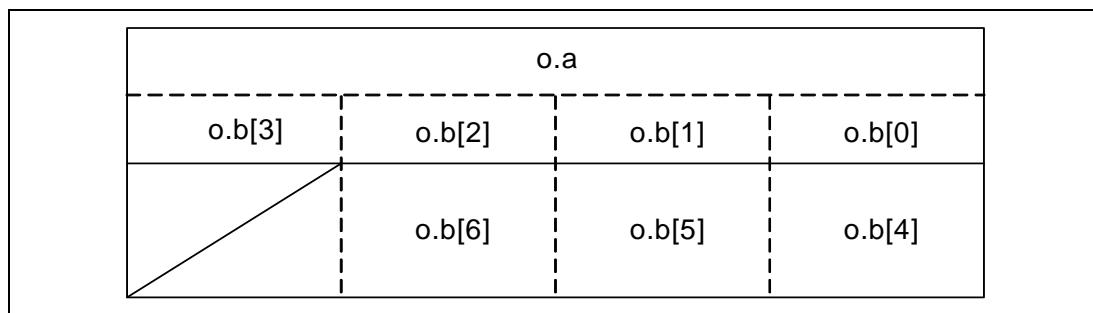


(b) Union Data Allocation

When an union has 4-byte alignment and its maximum member size is not a multiple of four, the remaining bytes up to a multiple of four is included in this union.

Example:

```
union {  
    int a;  
    char b[7];  
} o;
```

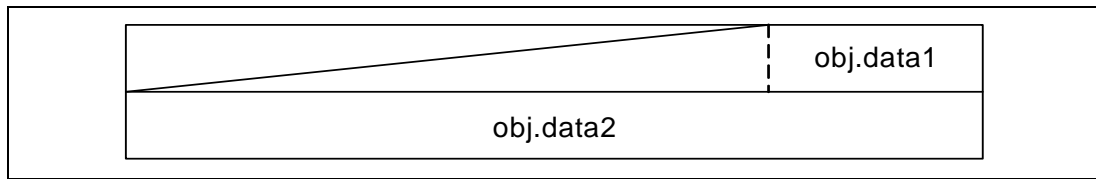


(c) Class Data Allocation

For classes having no base class or virtual functions, data members are allocated according to the allocation rules of structure data.

Example:

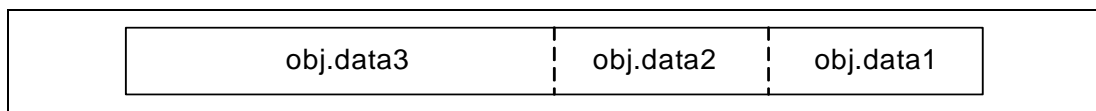
```
class A{  
    char data1;  
    int data2;  
public:  
    A();  
    int getData1(){return data1;}  
}obj;
```

If a class is derived from a base class of 1-byte alignment and the start member of the derived class is 1-byte data, data members are allocated without unused areas.

Example:

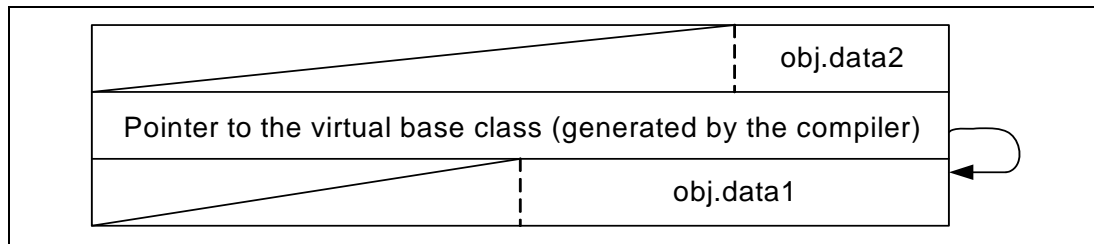
```
class A{
    char data1;
};
class B:public A{
    char data2;
    short data3;
}obj;
```



For a class having a virtual base class, a pointer to the virtual base class is allocated.

Example:

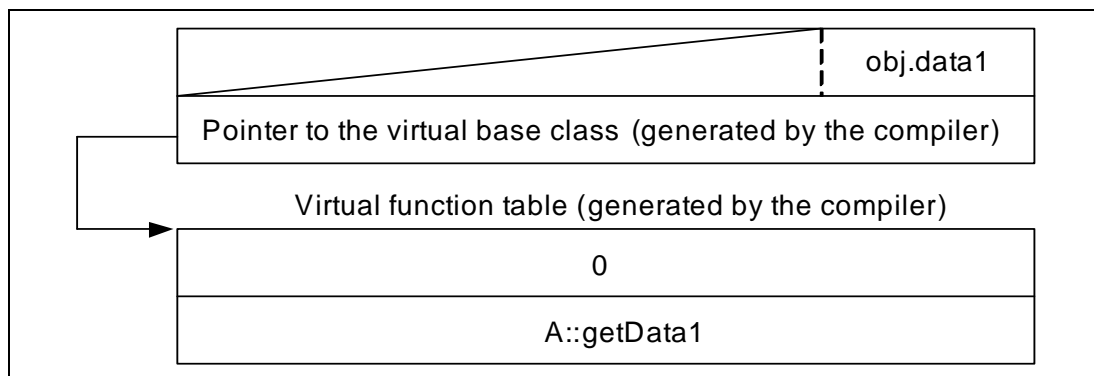
```
class A{
    short data1;
};
class B: virtual protected A{
    char data2;
}obj;
```



For a class having virtual functions, the compiler creates a virtual function table and allocates a pointer to the virtual function table.

Example:

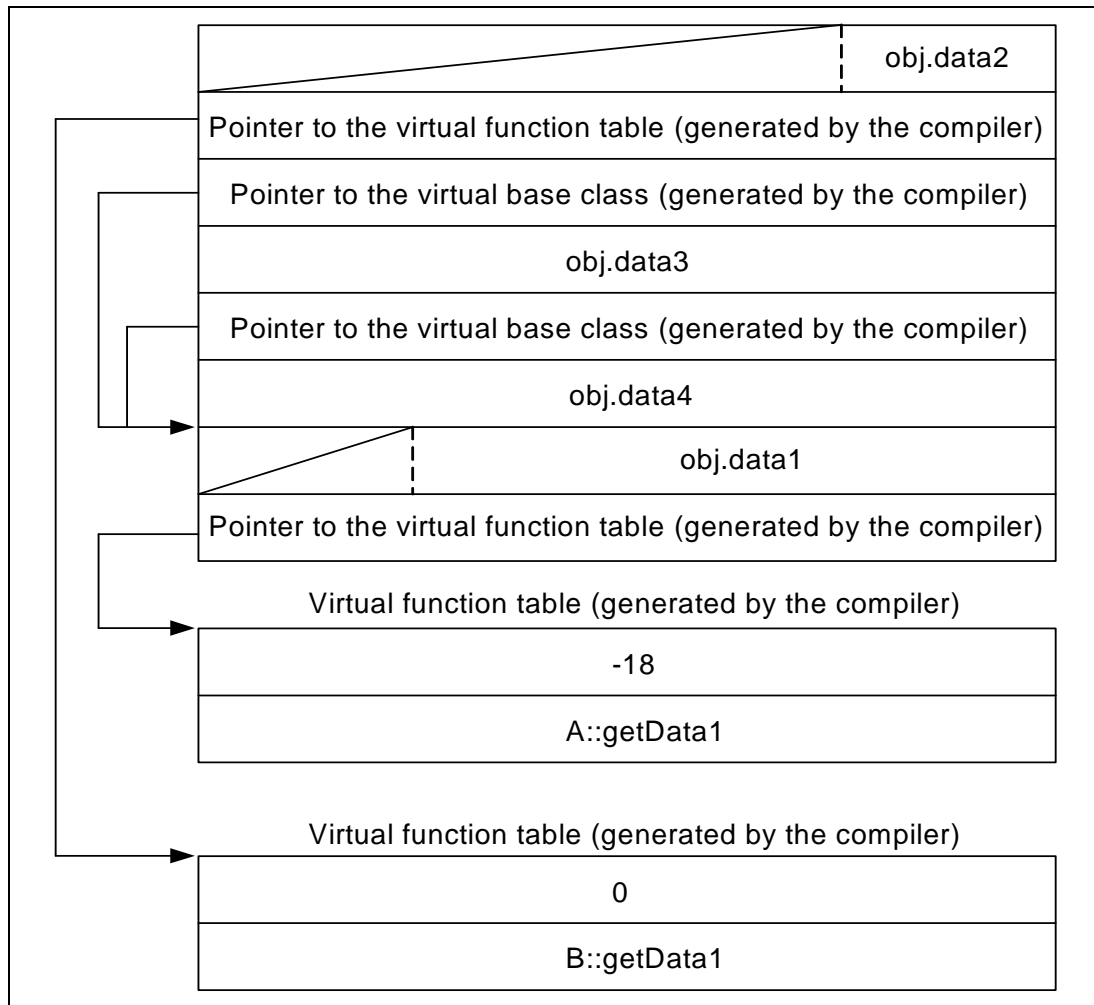
```
class A{  
    char data1;  
    public:  
        virtual int getData1();  
}obj;
```



An example is shown for class having virtual base class, base class, and virtual functions.

Example:

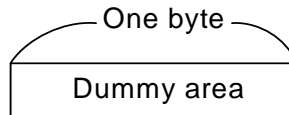
```
class A{
    char data1;
    virtual short getData1();
};
class B:virtual public A{
    char data2;
    char getData2();
    short getData1();
};
class C:virtual protected A{
    int data3;
};
class D:virtual public A,public B,public C{
    public:
    int data4;
    short getData1();
}obj;
```



For an empty class, a 1-byte dummy area is assigned.

Example:

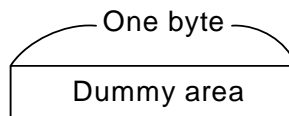
```
class A{  
    void fun();  
}obj;
```



For an empty class having an empty class as its base class, the dummy area is one byte.

Example:

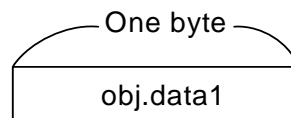
```
class A{  
    void fun();  
};  
class B: A{  
    void sub();  
}obj;
```



Dummy areas shown in the above two examples are allocated only when the class size is 0. No dummy area is allocated if a base class or a derived class has a data member or has a virtual function.

Example:

```
class A{  
    void fun();  
};  
class B: A{  
    char data1;  
}obj;
```



(3) Bit Fields

A bit field is a member allocated with a specified size in a structure, a union, or a class. This section explains how bit fields are allocated.

(a) Bit Field Members

Table 9.17 shows the specifications of bit field members.

Table 9.17 Bit Field Member Specifications

| No. | Item | Specifications |
|-----|--|---|
| 1 | Type specifier allowed for bit fields | (unsigned)char, signed char, bool* ¹ , _Bool* ⁵ , (unsigned)short, signed short, enum, (unsigned)int, signed int, (unsigned)long, signed long, (unsigned)long long, signed long long |
| 2 | How to treat a sign when data is extended to the declared type* ² | Unsigned: Zero extension* ³ Signed: Sign extension* ⁴ |
| 3 | Sign type for the type without sign specification | Unsigned. When the signed_bitfield option is specified, the signed type is selected. |
| 4 | Sign type for enum type | Signed. When the auto_enum option is specified, the resultant type is selected. |

- Notes:
1. The **bool** type is only valid for compilation of C++ programs or C99 programs including **stdbool.h**.
 2. To use a bit field member, data in the bit field is extended to the declared type. One-bit field data declared with a sign is interpreted as the sign, and can only indicate 0 and -1.
 3. Zero extension: Zeros are written to the upper bits to extend data.
 4. Sign extension: The most significant bit of a bit field is used as a sign and the sign is written to the upper bits to extend data.
 5. This data type is only valid for programs in C99. The **_Bool** type is treated as the **bool** type in compilation.

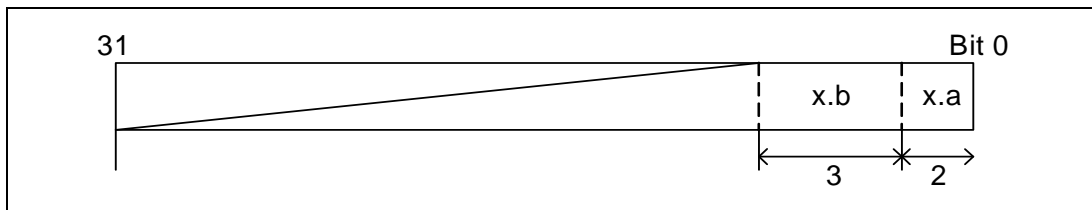
(b) Bit Field Allocation

Bit field members are allocated according to the following five rules:

- Bit field members are placed in an area beginning from the right, that is, the least significant bit.

Example:

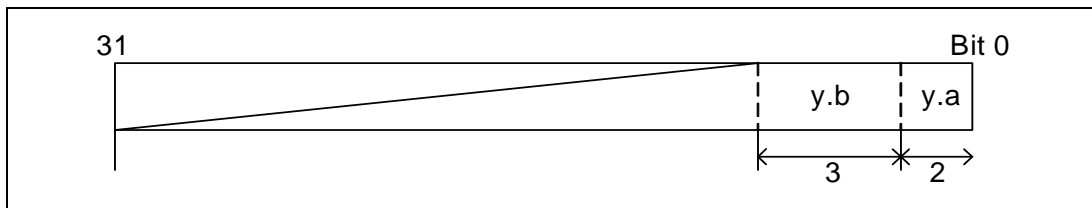
```
struct b1 {  
    int a:2;  
    int b:3;  
} x;
```



- Consecutive bit field members having type specifiers of the same size are placed in the same area as much as possible.

Example:

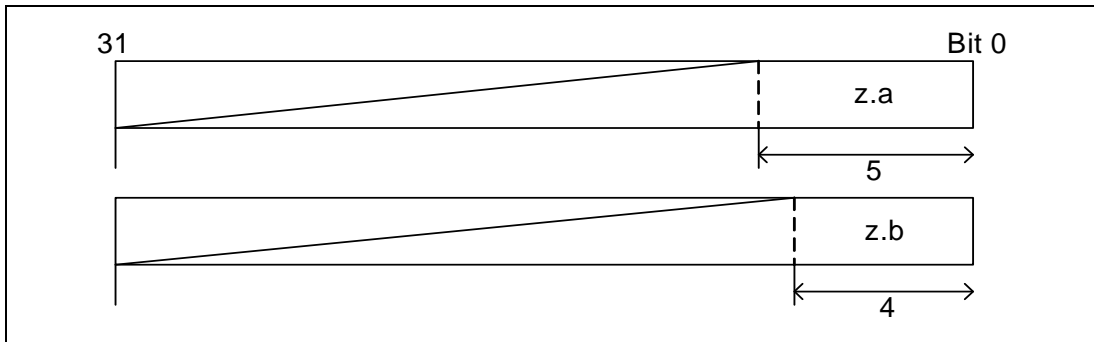
```
struct b1 {  
    long          a:2;  
    unsigned int  b:3;  
} y;
```



- Bit field members having type specifiers with different sizes are allocated to separate areas.

Example:

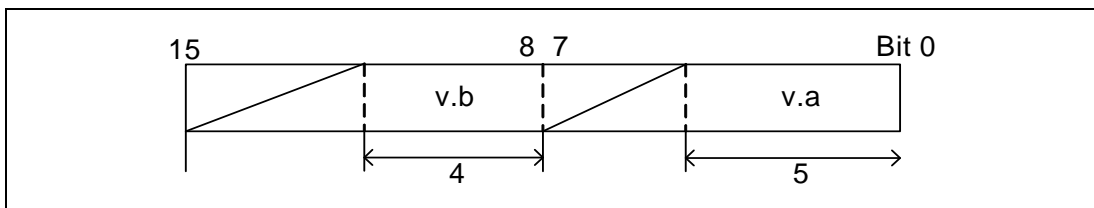
```
struct b1 {
    int    a:5;
    char   b:4;
} z;
```



- If the number of remaining bits in an area is less than the next bit field size, even though the type specifiers indicate the same size, the remaining area is not used and the next bit field is allocated to the next area.

Example:

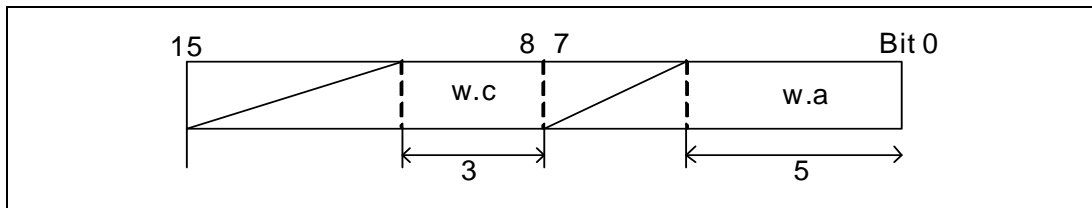
```
struct b2 {
    char   a:5;
    char   b:4;
} v;
```



- If a bit field member with a bit field size of 0 is declared, the next member is allocated to the next area.

Example:

```
struct b2 {  
    char    a:5;  
    char    :0;  
    char    c:3;  
} w;
```



Note: It is also possible to place bit field members from the upper bit. For details, refer to the description on the **bit_order** option in section 2, Compiler Options, and the description on **#pragma bit_order** in section 9.2.1, #pragma Extension Specifiers and Keywords.

(4) Memory Allocation in Big Endian

In big endian, data are allocated in the memory as follows:

(a) One-Byte Data ((signed) char, unsigned char, bool, and _Bool types)

The order of bits in one-byte data for the little endian and the big endian is the same.

(b) Two-Byte Data ((signed) short and unsigned short types)

The upper byte and the lower byte will be reversed in two-byte data between the little endian and the big endian.

Example: When two-byte data 0x1234 is allocated at address 0x100:

Little Endian: Address 0x100: 0x34
Address 0x101: 0x12

Big Endian: Address 0x100: 0x12
Address 0x101: 0x34

(c) Four-Byte Data ((signed) int, unsigned int, (signed) long, unsigned long, and float types)

The order of bytes will be reversed in four-byte data between the little endian and the big endian.

Example: When four-byte data 0x12345678 is allocated at address 0x100:

| | | | |
|----------------|---------------------|-------------|---------------------|
| Little Endian: | Address 0x100: 0x78 | Big Endian: | Address 0x100: 0x12 |
| | Address 0x101: 0x56 | | Address 0x101: 0x34 |
| | Address 0x102: 0x34 | | Address 0x102: 0x56 |
| | Address 0x103: 0x12 | | Address 0x103: 0x78 |

(d) Eight-Byte Data ((signed) long long, unsigned long long, and double types)

The order of bytes will be reversed in eight-byte data between the little endian and the big endian.

Example: When eight-byte data 0x123456789abcdef is allocated at address 0x100:

| | | | |
|----------------|---------------------|-------------|---------------------|
| Little Endian: | Address 0x100: 0xef | Big Endian: | Address 0x100: 0x01 |
| | Address 0x101: 0xcd | | Address 0x101: 0x23 |
| | Address 0x102: 0xab | | Address 0x102: 0x45 |
| | Address 0x103: 0x89 | | Address 0x103: 0x67 |
| | Address 0x104: 0x67 | | Address 0x104: 0x89 |
| | Address 0x105: 0x45 | | Address 0x105: 0xab |
| | Address 0x106: 0x23 | | Address 0x106: 0xcd |
| | Address 0x107: 0x01 | | Address 0x107: 0xef |

(e) Compound-Type and Class-Type Data

Members of compound-type and class-type data will be allocated in the same way as that of the little endian. However, the order of byte data of each member will be reversed according to the rule of data size.

Example: When the following function exists at address 0x100:

```
struct {  
    short a;  
    int b;  
}z= {0x1234, 0x56789abc};
```

| | | | |
|----------------|----------------------------|-------------|----------------------------|
| Little Endian: | Address 0x100: 0x34 | Big Endian: | Address 0x100: 0x12 |
| | Address 0x101: 0x12 | | Address 0x101: 0x34 |
| | Address 0x102: Unused area | | Address 0x102: Unused area |
| | Address 0x103: Unused area | | Address 0x103: Unused area |
| | Address 0x104: 0xbc | | Address 0x104: 0x56 |
| | Address 0x105: 0x9a | | Address 0x105: 0x78 |
| | Address 0x106: 0x78 | | Address 0x106: 0x9a |
| | Address 0x107: 0x56 | | Address 0x107: 0xbc |

(f) Bit Field

Bit fields will be allocated in the same way as that of the little endian. However, the order of byte data in each area will be reversed according to the rule of data size.

Example: When the following function exists at address 0x100:

```
struct {  
    long a:16;  
    unsigned int b:15;  
    short c:5;  
}y= {1,1,1};
```

| | | | |
|----------------|----------------------------|-------------|----------------------------|
| Little Endian: | Address 0x100: 0x01 | Big Endian: | Address 0x100: 0x00 |
| | Address 0x101: 0x00 | | Address 0x101: 0x01 |
| | Address 0x102: 0x01 | | Address 0x102: 0x00 |
| | Address 0x103: 0x00 | | Address 0x103: 0x01 |
| | Address 0x104: 0x01 | | Address 0x104: 0x00 |
| | Address 0x105: 0x00 | | Address 0x105: 0x01 |
| | Address 0x106: Unused area | | Address 0x106: Unused area |
| | Address 0x107: Unused area | | Address 0x107: Unused area |

9.1.3 Floating-Point Number Specifications

(1) Internal Representation of Floating-Point Numbers

Floating-point numbers handled by this compiler are internally represented in the standard IEEE format. This section outlines the internal representation of floating-point numbers in the IEEE format.

This section assumes that the **dbl_size=8** option is specified. When the **dbl_size=4** option is specified, the internal representation of the **double** type and **long double** type is the same as that of the **float** type.

(a) Format for Internal Representation

float types are represented in the IEEE single-precision (32-bit) format, while **double** types and **long double** types are represented in the IEEE double-precision (64-bit) format.

(b) Structure of Internal Representation

Figure 9.1 shows the structure of the internal representation of **float**, **double**, and **long double** types.

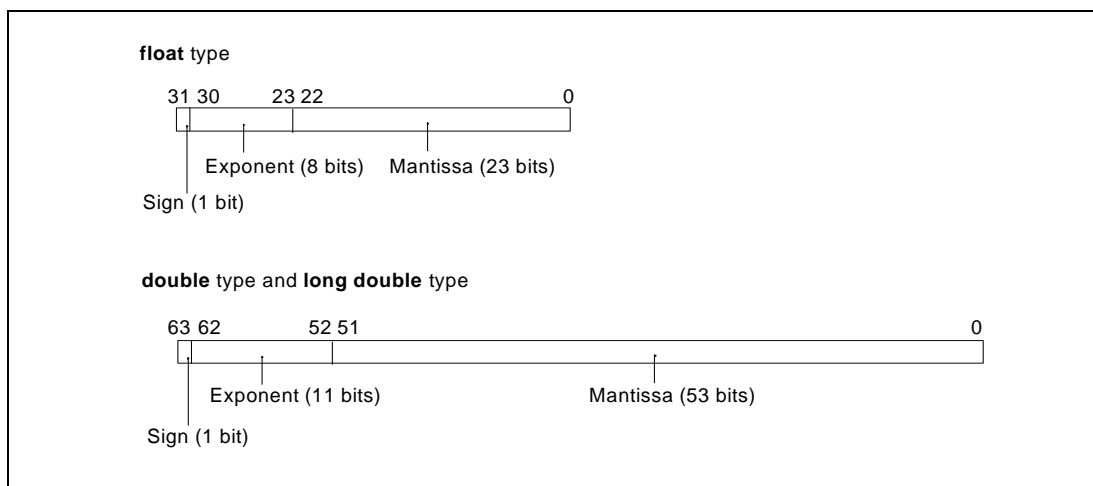


Figure 9.1 Structure of Internal Representation of Floating-Point Numbers

The internal representation format consists of the following parts:

- i. Sign
Shows the sign of the floating-point number. 0 is positive, and 1 is negative.
- ii. Exponent
Shows the exponent of the floating-point number as a power of 2.
- iii. Mantissa
Shows the data corresponding to the significant digits (fraction) of the floating-point number.

(c) Types of Values Represented as Floating-Point Numbers

In addition to the normal real numbers, floating-point numbers can also represent values such as infinity. The following describes the types of values represented by floating-point numbers.

- i. Normalized number
Represents a normal real value; the exponent is not 0 or not all bits are 1.
- ii. Denormalized number
Represents a real value having a small absolute number; the exponent is 0 and the mantissa is other than 0.
- iii. Zero
Represents the value 0.0; the exponent and mantissa are 0.
- iv. Infinity
Represents infinity; all bits of the exponent are 1 and the mantissa is 0.
- v. Not-a-number
Represents the result of operation such as "0.0/0.0", " ∞/∞ ", or " $\infty-\infty$ ", which does not correspond to a number or infinity; all bits of the exponents are 1 and the mantissa is other than 0.

Table 9.18 shows the types of values represented as floating-point numbers.

Table 9.18 Types of Values Represented as Floating-Point Numbers

| Mantissa | Exponent | | |
|--------------|---------------------|-----------------------------|----------------|
| | 0 | Not 0 or Not All Bits are 1 | All Bits are 1 |
| 0 | 0 | Normalized number | Infinity |
| Other than 0 | Denormalized number | | Not-a-number |

Note: Denormalized numbers are floating-point numbers of small absolute values that are outside the range represented by normalized numbers. There are fewer valid digits in a denormalized number than in a normalized number. Therefore, if the result or intermediate result of a calculation is a denormalized number, the number of valid digits in the result cannot be guaranteed.

When **denormalize=off** is specified, denormalized numbers are processed as 0.

When **denormalize=on** is specified, denormalized numbers are processed as denormalized numbers.

(2) float Type

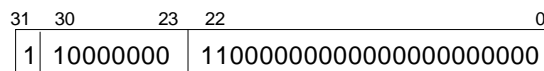
The **float** type is internally represented by a 1-bit sign, an 8-bit exponent, and a 23-bit mantissa.

i. Normalized numbers

The sign indicates the sign of the value, either 0 (positive) or 1 (negative). The exponent is between 1 and 254 ($2^8 - 2$). The actual exponent is gained by subtracting 127 from this value. The range is between -126 and 127. The mantissa is between 0 and $2^{23} - 1$. The actual mantissa is interpreted as the value of which 2^{23} rd bit is 1 and this bit is followed by the decimal point. Values of normalized numbers are as follows:

$$(-1)^{\text{sign}} \times 2^{\text{exponent}-127} \times (1 + (\text{mantissa}) \times 2^{-23})$$

Example:



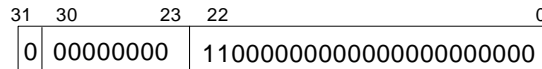
- Sign: -
- Exponent: $10000000_{(2)} - 127 = 1$, where $_{(2)}$ indicates binary
- Mantissa: $1.11_{(2)} = 1.75$
- Value: $-1.75 \times 2^1 = -3.5$

ii. Denormalized numbers

The sign indicates the sign of the value, either 0 (positive) or 1 (negative). The exponent is 0 and the actual exponent is -126 . The mantissa is between 1 and $2^{23}-1$, and the actual mantissa is interpreted as the value of which 2^{23} rd bit is 0 and this bit is followed by the decimal point. Values of denormalized numbers are as follows:

$$(-1)^{\text{sign}} \times 2^{-126} \times ((\text{mantissa}) \times 2^{-23})$$

Example:



Sign: +
 Exponent: -126
 Mantissa: $0.11_{(2)} = 0.75$, where (2) indicates binary
 Value: 0.75×2^{-126}

iii. Zero

The sign is 0 (positive) or 1 (negative), indicating $+0.0$ or -0.0 , respectively. The exponent and mantissa are both 0.
 $+0.0$ and -0.0 are both the value 0.0. See section 9.1.3 (4), Floating-Point Operation Specifications, for the functional differences deriving from the sign used with zero.

iv. Infinity

The sign is 0 (positive) or 1 (negative), indicating $+\infty$ or $-\infty$, respectively.
 The exponent is 255 (2^8-1).
 The mantissa is 0.

v. Not-a-number

The exponent is 255 (2^8-1).
 The mantissa is a value other than 0.

Note: A not-a-number is called a quiet NaN when the MSB of the mantissa is 1, or a signaling NaN when the MSB of the mantissa is 0. There are no stipulations regarding the values of the rest of the mantissa and of the sign.

Value: 0.875×2^{-1022}

iii. Zero

The sign is 0 (positive) or 1 (negative), indicating +0.0 or -0.0, respectively. The exponent and mantissa are both 0.

+0.0 and -0.0 are both the value 0.0. See section 9.1.3 (4), Floating-Point Operation Specifications, for the functional differences deriving from the sign used with zero.

iv. Infinity

The sign is 0 (positive) or 1 (negative), indicating $+\infty$ or $-\infty$, respectively. The exponent is 2047 ($2^{11}-1$).

The mantissa is 0.

v. Not-a-number

The exponent is 2047 ($2^{11}-1$).

The mantissa is a value other than 0.

Note: A not-a-number is called a quiet NaN when the MSB of the mantissa is 1, or signaling NaN when the MSB of the mantissa is 0. There are no specifications regarding the values of other mantissa fields or the sign.

(4) Floating-Point Operation Specifications

This section describes the specifications for arithmetic operations on floating-point numbers in C/C++, and for conversion between the decimal representation of floating-point numbers and their internal representation during compilation and in library processing.

(a) Specifications for Arithmetic Operations

i. Rounding of results

When the result of arithmetic operations on floating-point numbers exceeds the number of valid digits in the mantissa in internal representation, the result is rounded according to the following rules:

- a. The result is rounded toward the closer of the two internal representations of the approximating floating-point numbers.
- b. When the result is exactly between the two approximating floating-point numbers, it is rounded to the floating-point number of which the last digit of the mantissa is 0.

ii. Processing of overflows, underflows, and illegal operations

The following is performed in the event of an overflow, underflow, or illegal operation.

- a. In the case of an overflow, the result is a positive or negative infinity, depending on the sign of the result.
- b. In the case of an underflow, the result is a denormalized number.
- c. In the case of an illegal operation (infinity values of the opposite sign have been added, an infinity has been subtracted from another infinity of the same sign, zero has been multiplied by infinity, zero is divided by zero, or infinity is divided by infinity) the result is a not-a-number.
- d. If an overflow results from conversion of a floating-point number to an integer, the result is not guaranteed.

Note: Operations are performed on constant expressions during compilation. If an overflow, underflow, or illegal operation occurs, a warning level error message is output.

iii. Notes on operations on special values

The following are notes on operations on special values (zero, infinity, and not-a-number).

- a. The sum of a positive zero and a negative zero is a positive zero.
- b. The difference between two zeros of the same sign is a positive zero.
- c. The result of operations that include not-a-number in one or both operands is always a not-a-number.
- d. In comparative operations, positive zeros and negative zeros are processed as equal.
- e. The result of comparative operations or equivalence operations where either one or both operands are not-a-number is true for "!=" and false in all other cases.

(b) Conversion between Decimal and Internal Representation

This section describes the specifications for conversions between floating-point numbers in a source program and internal representation, and conversion by library functions between the decimal representation of floating-point numbers in ASCII strings and their internal representation.

- i. When converting from decimal to internal representation, the decimal value is first converted to its normalized form. The normalized form of a decimal value is $\pm M \times 10^{\pm N}$, where M and N are in the following range:
 - a. Normalized form of **float** types
$$0 \leq M \leq 10^9 - 1$$
$$0 \leq N \leq 99$$
 - b. Normalized form of **double** and **long double** types
$$0 \leq M \leq 10^{17} - 1$$

$$0 \leq N \leq 999$$

If a decimal value cannot be converted to its normalized form, an overflow or underflow occurs. If the decimal representation contains more valid numerals than the normalized form, the trailing digits are truncated. In this case, a warning level error message is output during compilation and the corresponding error number is set in **errno** when the program is executed. For conversion to its normalized form, the original decimal representation must, in the form of ASCII strings, be within 511 characters. If not, an error occurs during compilation and the corresponding error number is set in **errno** when the program is executed.

When converting from internal representation to decimal, the value is first converted to the normalized decimal form, then converted to ASCII strings according to the specified format.

ii. Conversion between normalized form of decimals and internal representation

When converting from the normalized form of decimals to internal representation, and vice versa, errors cannot be avoided when the exponent is large or small. The following describes the range within which conversion is accurate, and the error limits when the values are outside that range.

a. Range for accurate conversion

The rounding shown in (a) i, "Rounding of results" is correctly applied for floating-point numbers within the ranges shown below. No overflow or underflow will occur within these ranges.

- **float** types: $0 \leq M \leq 10^9 - 1$, $0 \leq N \leq 13$
- **double** and **long double** types: $0 \leq M \leq 10^{17} - 1$, $0 \leq N \leq 27$

b. Error limits

The difference between the error that occurs when converting values that do not fall in the ranges shown in a. above and the error that occurs when rounding is correctly performed does not exceed 0.47 times the smallest digit of the valid numerals. If the value exceeds the ranges shown in a. above, an overflow or underflow may occur during conversion. In this case, a warning level error message is output during compilation, and the corresponding error number is set in **errno** when the program is executed.

9.1.4 Operator Evaluation Order

When an expression includes multiple operators, the evaluation order of these operators is determined according to the precedence and the associativity indicated by right or left.

Table 9.19 shows each operator precedence and associativity.

Table 9.19 Operator Precedence and Associativity

| Precedence | Operators | Associativity | Applicable Expression |
|------------|-----------------------------------|---------------|---------------------------------|
| 1 | ++ -- (postfix) () [] -> . | Left | Postfix expression |
| 2 | ++ -- (prefix) ! ~ + - * & sizeof | Right | Unary expression |
| 3 | (Type name) | Right | Cast expression |
| 4 | * / % | Left | Multiplicative expression |
| 5 | + - | Left | Additive expression |
| 6 | << >> | Left | Bitwise shift expression |
| 7 | < <= > >= | Left | Relational expression |
| 8 | == != | Left | Equality expression |
| 9 | & | Left | Bitwise AND expression |
| 10 | ^ | Left | Bitwise exclusive OR expression |
| 11 | | Left | Bitwise inclusive OR expression |
| 12 | && | Left | Logical AND operation |
| 13 | | Left | Logical inclusive OR expression |
| 14 | ?: | Left | Conditional expression |
| 15 | = += -= *= /= %= <<= >>= &= = ^= | Right | Assignment expression |
| 16 | , | Left | Comma expression |

9.1.5 Conforming Language Specifications

(1) C Language Specifications (When the lang=c Option is Selected)

ANSI/ISO 9899-1990 American National Standard for Programming Languages -C

(2) C Language Specifications (When the lang=c99 Option is Selected)

ISO/IEC 9899:1999 INTERNATIONAL STANDARD Programming Languages - C

(3) C++ Language Specifications (When the lang=cpp Option is Selected)

Based on the language specifications compatible with Microsoft® Visual C/C++ 6.0

9.2 Extended Specifications

The compiler supports the following extended specifications:

- **#pragma** extension specifiers and keywords
- Intrinsic functions
- Section address operators

9.2.1 #pragma Extension Specifiers and Keywords

Table 9.20 lists the **#pragma** extension specifiers and keywords.

The **#pragma** extension specifiers related to optimization may not be applied depending on the condition. Confirm through the output code whether the relevant optimization has been applied.

Table 9.20 #pragma Extension Specifiers and Keywords

| No. | Target | #pragma Extension Specifier* ¹ | Function |
|-----|-------------------|--|--|
| 1 | Memory allocation | #pragma section | Switches sections. |
| 2 | | #pragma stacksize | Creates a stack section. |
| 3 | Function | #pragma interrupt | Creates an interrupt function. |
| 4 | | #pragma inline | Performs inline expansion of a function. |
| | | #pragma noinline | |
| 5 | | #pragma inline_asm | Performs inline expansion of an assembly-language function. |
| 6 | | #pragma entry | Creates an entry function. |
| 7 | | #pragma option | Specifies options for a function. |
| 8 | Others | #pragma bit_order | Switches the order of bit assignment. |
| 9 | | #pragma pack | Specifies the boundary alignment value for structure members and class members. |
| | | #pragma unpack | |
| | | #pragma packoption | |
| 10 | | #pragma address | Specifies an absolute address for a variable. |
| 11 | | #pragma endian | Specifies the endian for initial values. |
| 12 | | __evenaccess | Guarantees access in the size of the variable type. |
| 13 | | far * ² _far * ² near * ² _near * ² | Reserved keywords |
| 14 | Function | #pragma instalign4 #pragma instalign8 #pragma noinstalign | Specifies the function in which instructions at branch destinations are aligned for execution. |

Notes: 1. In each **#pragma** keyword, uppercase and lowercase letters are distinguished. Therefore, if uppercase letters are used instead of lowercase letters for a keyword, warning C5161(W) will be output and the keyword will not be accepted.

2. **far**, **_far**, **near**, and **_near** are reserved for keywords. They are recognized as qualifiers but do not affect the resultant code.

#pragma section

Section Switch

Format: #pragma section [<section type>] [Δ<new section name>]

 <section type>: { P | C | D | B }

Description: This extension changes the section name to be output by the compiler.

When both a section type and a new section name are specified, the section names for all functions written after the **#pragma** declaration are changed if the specified section type is **P**. If the section type is **C**, **D**, or **B**, the names of all sections defined after the **#pragma** declaration are changed.

When only a new section name is specified, the section names for the program, constant, initialized data, and uninitialized data areas after the **#pragma** declaration are changed. In this case, the default section name postfixed with the string specified by <new section name> is used as the new section name.

When neither a section type nor a new section name is specified, the section names for the program, constant, initialized data, and uninitialized data areas after the **#pragma** declaration are restored to the default section names.

The default section name for each section type is determined by the **section** option when specified. If the default section name is not specified by the **section** option, the section type name is used instead.

Example 1: When a section name and a section type are specified

```
#pragma section B Ba
int i;                // Allocated to the Ba section
void func(void)
{
(omitted)
}

#pragma section B Bb
int j;                // Allocated to the Bb section
void sub(void)
{
(omitted)
}
```

Example 2: When the section type is omitted

```
#pragma section abc
int a;                // Allocated to the Babc section
const int c=1;       // Allocated to the Cabc section
void f(void)         // Allocated to the Pabc section
{
    a=c;
}

#pragma section
int b;                // Allocated to the B section
void g(void)         // Allocated to the P section
{
    b=c;
}
```

Remarks: **#pragma section** can be declared only outside the function definition.

The section name of the following items cannot be changed by this extension.
The **section** option needs to be used.

- (1) String literal
- (2) Branch table of **switch** statement

Up to 2045 sections can be specified by **#pragma section** in one file.

When specifying the section for static class member variables, be sure to specify **#pragma section** for both the class member declaration and definition.

Example:

```
/*
** Class member declaration
*/

class A
{
    private:

        // No initial value specified
        #pragma section DATA
static int data_;
#pragma section

// Initial value specified
#pragma section TABLE
static int table_[2];
#pragma section
};

/*
** Class member definition
*/

// No initial value specified
#pragma section DATA
int A::data_;
#pragma section

// Initial value specified
#pragma section TABLE
int A::table_[2]={0, 1};
#pragma section
```

#pragma stacksize

Stack Section Creation

Format: `#pragma stacksize {si=<constant> | su=<constant>}`

Description: When **si**=<constant> is specified, a data section is created to be used as the stack of size <constant> with section name **SI**.

When **su**=<constant> is specified, a data section is created to be used as the stack of size <constant> with section name **SU**.

Example: C source description:

```
#pragma stacksize si=100
#pragma stacksize su=200
```

Example of expanded code:

```
.SECTION    SI,DATA,ALIGN=4
.BLK        100
.SECTION    SU,DATA,ALIGN=4
.BLK        200
```

Remarks: **si** and **su** can each be specified only once in a file.

<constant> must always be specified as a multiple of four.

#pragma interrupt

Interrupt Function Creation

Format: #pragma interrupt [(]<function name>[(<interrupt specification>[,...])[,...][D]]

Description: This extension declares an interrupt function.

A global function or a static function member can be specified for the function name.

Table 9.21 lists the interrupt specifications.

Table 9.21 Interrupt Specifications

| No. | Item | Form | Options | Specifications |
|-----|---|--------|-----------------|--|
| 1 | Vector table | vect= | <vector number> | Specifies the vector number for which the interrupt function address is stored. |
| 2 | Fast interrupt | fint | None | Specifies the function used for fast interrupts. This RTE instruction is used to return from the function. |
| 3 | Limitation on registers in interrupt function | save | None | Limits the number of registers used in the interrupt function to reduce save and restore operations. |
| 4 | Nested interrupt enable | enable | None | Sets the I flag in PSW to 1 at the beginning of the function to enable nested interrupts. |
| 5 | ACC saving | acc | None | Saves and restores ACC in the interrupt function. |
| 6 | ACC non-saving | no_acc | None | Does not save and restore ACC in the interrupt function. |

An interrupt function declared by **#pragma interrupt** guarantees register values before and after processing (all registers used by the function are pushed onto and popped from the stack when entering and exiting the function). The **RTE** instruction directs execution to return from the function in most cases.

An interrupt function with no interrupt specifications is processed as a simple interrupt function.

When use of the vector table is specified (**vect=**), the interrupt function address is stored in the specified vector number location in the **C\$VECT** section.

When use of fast interrupt processing is specified (**fint**), the **RTFI** instruction is used to return from the function. When the **fint_register** option is also specified, the registers specified through the option are used by the interrupt function without being saved or restored.

When a limitation on registers in interrupt function is specified (**save**), the registers that can be used in the interrupt function are limited to R1 to R5 and R14 to R15. R6 to R13 are not used and the instructions for saving and restoring them are not generated.

When **enable** is specified, the **I** flag in **PSW** is set to 1 at the beginning of the function to enable nested interrupts.

When **ACC** saving is specified (**acc**), if another function is called from the specified function or the function uses an instruction that modifies the **ACC**, an instruction to save and restore the **ACC** is generated.

When **ACC** non-saving is specified (**no_acc**), an instruction to save and restore the **ACC** is not generated.

If neither **acc** nor **no_acc** is specified, the result depends on the option settings for compilation.

A global function (in C/C++ program) or a static function member (in C++ program) can be specified as an interrupt function definition.

The function must return only **void** data. No return value can be specified for the **return** statement. If attempted, an error will be output.

Example 1: Correct declaration and wrong declaration

```
#pragma interrupt (f1, f2)
void f1(){...}           // Correct declaration.
int f2(){...}           // An error will be output
                        // because the return value is not
                        // void data.
```

Example 2: General interrupt function

C source description:

```
#pragma interrupt func
void func(){ .... }
```

Output code:

```
_func:
    PUSHM    R1-R3      ; Saves the registers used in the function.
    ....
    (R1, R2, and R3 are used in the function)
    ....
    POPM     R1-R3      ; Restores the registers saved at the entry.
    RTE
```

Example 3: Interrupt function that calls another function

In addition to the registers used in the interrupt function, the registers that are not guaranteed before and after a function call are also saved at the entry and restored at the exit.

C source description:

```
#pragma interrupt func
void func(){
    ....
    sub();
    ....
}
```


Output code:

```
_func:
    PUSHM    R1-R5        ; Saves R1 to R5.
    PUSHM    R14-R15     ; Saves R14 and R15.
    ....
    MOV.L    #_sub,R15
    JSR      R15         ; Function call
    ....
    POPM     R14-R15     ; Restores R14 and R15.
    POPM     R1-R5       ; Restores R1 to R5.
    RTE
```

Example 4: Use of interrupt specification **fint**

C source description: Compiles with the **fint_register=2** option specified

```
#pragma interrupt func(fint)
void func1(){ .... } // Interrupt function
void func2(){ .... } // General function
```

Output code:

```
_func1:
    PUSHM    R1-R3        ; Saves the registers used in the function.
    ....                ; (Note that R12 and R13 are not saved.)
    ....
    (R1, R2, R3, R12, and R13 are used in the function.)
    ....
    POPM     R1-R3        ; Restores the registers saved at the entry.
    RTE

_func2:
    ....                ; In the functions without #pragma interrupt fint
    ....                ; specification, do not use R12 and R13.
```

Example 5: Use of interrupt specification **acc**

```
void func(void);  
#pragma interrupt accsaved_ih(acc) /* Specifies acc. */  
void accsaved_ih(void)  
{  
    func();  
}
```

Output code:

```
_accsaved_ih:                ; function: accsaved_ih  
    .STACK  _accsaved_ih=44  ; Includes ACC saved data (8 bytes)  
    PUSHM   R1-R5  
    PUSHM   R14-R15  
    MVFACMI R4                ; ACC saved code (1/4)  
    SHLL    #10H,R4           ; ACC saved code (2/4)  
    MVFACHI R5                ; ACC saved code (3/4)  
    PUSHM   R4-R5             ; ACC saved code (4/4)  
    BSR     _func  
    POPM    R4-R5             ; ACC restored code (1/3)  
    MVTACLO R4                ; ACC restored code (2/3)  
    MVTACHI R5                ; ACC restored code (3/3)  
    POPM    R14-R15  
    POPM    R1-R5  
    RTE
```

Remarks: Do not specify a **static** function because it may be deleted by optimization.

Due to the specifications of the RX instruction set, only the upper 48 bits of **ACC** can be saved and restored with the **acc** flag. The lower 16 bits of **ACC** are not saved and restored.

Each interrupt specification can be specified only with alphabetical lowercase letters. When specified with uppercase letters, an error will occur.

When **vect** is used as an interrupt specification, the address of empty vectors for which there is no specification is 0. You can specify a desired address value or symbol for an address with the optimizing linkage editor. For details, refer to the descriptions on the **VECT** and **VECTN** options in section 5.2.2, Output Options.

Purpose of **acc** and **no_acc**:

acc and **no_acc** take into account the following purposes:

- Solution for decrease in the interrupt response speed when compensation of **ACC** is performed by **save_acc (no_acc)**
Though the **save_acc** option is valid for compensation of **ACC** in an existing interrupt function, the interrupt response speed is degraded in some cases. Therefore, **no_acc** is provided as a means to disable saving and restoring of unnecessary **ACC** for each function independently.
- Control of saving and restoring of **ACC** through source code
Explicitly selecting **acc** or **no_acc** for an interrupt function for which saving and restoring of **ACC** has already been considered allows saving and restoring of **ACC** to be defined in the source program without using the **save_acc** option.

#pragma inline, #pragma noinline

Inline Expansion of Function

Format: #**pragma inline** [(]<function name>[,...][)]
 #**pragma noinline** [(]<function name>[,...][)]

Description: #**pragma inline** declares a function for which inline expansion is performed.

Even when the **noinline** option is specified, inline expansion is done for the function specified by **#pragma inline**.

#pragma noinline declares a function for which the **inline** option effect is canceled.

A global function or a static function member can be specified as a function name.

A function specified by **#pragma inline** or a function with specifier **inline** (C++ and C (C99)) are expanded where the function is called.

Example: Source file:

```
#pragma inline(func)
static int func (int a, int b)
{
    return (a+b)/2;
}
int x;
main()
{
    x=func(10,20);
}
```

Inline expansion image:

```
int x;
main()
{
    int func_result;
    {
        int a_1=10, b_1=20;
        func_result=(a_1+b_1)/2;
    }
    x=func_result;
}
```

Remarks: Inline expansion will not be applied in the following functions even when **#pragma inline** is specified.

- The function has variable parameters.
- A parameter address is referred to in the function.
- Another function is called by using the address of the function to be expanded.

#pragma inline does not guarantee inline expansion; inline expansion might not be applied due to restrictions on increasing compilation time or memory size. If inline expansion is canceled, try specifying the **noscope** option; inline expansion may be applied in some cases.

Specify **#pragma inline** before defining a function.

An external definition is generated even for a function specified by **#pragma inline**.

When **#pragma inline** is specified for a **static** function, the function definition is deleted after inline expansion.

No external definition will be created for functions for which **inline** (C++ and C (C99)) is specified.

#pragma inline_asm

Inline Expansion of Assembly-Language Function

Format: `#pragma inline_asm[(]<function name>[,...][)]`

Description: This extension declares an assembly-language function for which inline expansion is performed.

The general function calling rules are also applied to the calls of assembly-language inline functions.

Example: C source description:

```
#pragma inline_asm func
static int func(int a, int b){
    ADD    R2,R1    ; Assembly-language description
}
main(int *p){
    *p = func(10,20);
}
```

Output code:

```
_main:
    PUSH.L  R6
    MOV.L   R1,R6
    MOV.L   #20,R2
    MOV.L   #10,R1
    ADD     R2,R1    ; Inline expansion
    MOV.L   R1,[R6]
    POP     R6
    RTS
```

Remarks: Specify **#pragma inline_asm** before defining a function.

An external definition is generated even for a function specified by **#pragma inline_asm**.

When the registers whose values are saved and restored at the entry and exit of a function (see table 8.2) are used in an assembly-language inline function, these registers must be saved and restored at the start and end of the function.

In an assembly-language inline function, use only the RX Family instruction and temporary labels. Other labels cannot be defined and assembler directives cannot be used.

Do not use **RTS** at the end of an assembly-language inline function.

Function members cannot be specified as function names.

When **#pragma inline_asm** is specified for a **static** function, the function definition is deleted after inline expansion.

Assembly-language descriptions are processed by the preprocessor; take special care when defining through **#define** a macro with the same name as an instruction or a register used in the assembly language (such as **MOV** or **R5**).

#pragma entry

Entry Function Creation

Format: #pragma entry[(]<function name>[)]

Description: This specifies that the function specified as <function name> is handled as an entry function.

The entry function is created without any code to save and restore the contents of registers.

When **#pragma stacksize** is declared, the code that makes the initial setting of the stack pointer will be output at the beginning of the function.

When the **base** option is specified, the base register specified by the option is set up.

Example: C source description: **-base=rom=R13** is specified

```
#pragma stacksize su=100
#pragma entry INIT
void INIT() {
:
}
```

Output code:

```
.SECTION    SU,DATA,ALIGN=4
.BLKB      100
.SECTION    P,CODE
__INIT:
MVTC      (TOPOF SU + SIZEOF SU),USP
MOV.L     #__ROM_TOP,R13
```

Remarks: Be sure to specify **#pragma entry** before declaring a function.

Do not specify more than one entry function in a load module.

#pragma option Option Specification for Each Function

Format: #pragma option [<option string>]

Description: This extension applies the options specified in <option string>.

The specified options are applied until the end of the file or a **#pragma option** without <option string> is specified.

When **#pragma option <option string>** is specified, optimization specified in <option string> is applied. Table 9.22 shows the optimize options that can be specified. For each option, refer to section 2, C/C++ Compiler Options.

Table 9.22 Optimize Options Specifiable in #pragma Option

| No. | Option Specification | Option Cancellation |
|-----|---------------------------------------|---------------------|
| 1 | const_div | noconst_div |
| 2 | optimize = {0 1 2} | None |
| 3 | speedsize | sizespeed |
| 4 | loop=n (n is an integer from 2 to 32) | loop=1 |
| 5 | case={ ifthen table auto } | None |
| 6 | schedule | noschedule |
| 7 | scope | noscope |

Example: C source description: No compiler option is specified (default state)

```

#pragma option speed
void func1(){ ... } /* Default + -speed are applied */
#pragma option optimize=0
void func2(){ ... } /* Default + -speed + -optimize=0 are applied */
#pragma option
void func3(){ ... } /* Default optimization is applied */
```

#pragma bit_order

Bit Field Order Specification

Format: #pragma bit_order [{left | right}]

Description: This extension switches the order of bit field assignment.

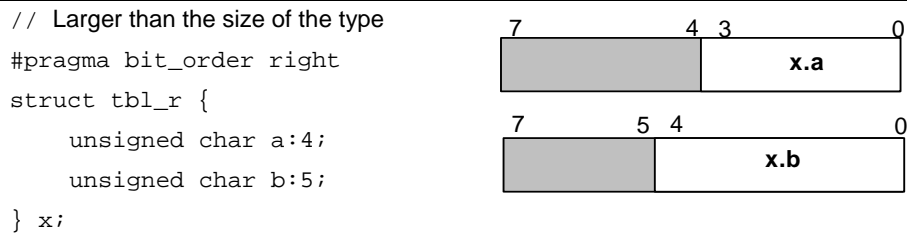
When **left** is specified, bit field members are assigned from the upper-bit side.
 When **right** is specified, members are assigned from the lower-bit side.

The default is **right**.

If **left** or **right** is omitted, the order is determined by the option specification.

Example:

| C Source | Bit Assignment |
|--|---|
| <pre>#pragma bit_order right struct tbl_r { unsigned char a:2; unsigned char b:3; } x;</pre> | <p style="text-align: right;">: Unused area</p> |
| <pre>#pragma bit_order left struct tbl_l { unsigned char a:2; unsigned char b:3; } y;</pre> | |
| <pre>// Different-size members #pragma bit_order right struct tbl_r { unsigned short a:4; unsigned char b:3; } x</pre> | |



**#pragma pack, #pragma unpack,
 #pragma packoption**

Alignment Value Specification for
 Structure Members and Class Members

Format: #pragma pack
 #pragma unpack
 #pragma packoption

Description: **#pragma pack** specifies the boundary alignment value for structure members and class members after the **#pragma pack** written in the source program.

When **#pragma pack** is not specified or after **#pragma packoption** is specified, the boundary alignment value for the structure members and class members is determined by the **pack** option. Table 9.23 shows **#pragma pack** specifications and the corresponding alignment values.

Table 9.23 #pragma pack Specifications and Corresponding Member Alignment Values

| Member Type | #pragma pack | #pragma unpack | #pragma packoption or No Extension Specification |
|--|--------------|----------------|--|
| (signed) char | 1 | 1 | 1 |
| (unsigned) short | 1 | 2 | Determined by the pack option |
| (unsigned) int *, (unsigned) long, (unsigned) long long, floating-point type, and pointer type | 1 | 4 | Determined by the pack option |

Example:

```
#pragma pack
struct S1 {
    char a;          /* Byte offset = 0          */
    int b;           /* Byte offset = 1          */
    char c;          /* Byte offset = 5          */
} ST1;              /* Total size: 6 bytes      */

#pragma unpack
struct S2 {
    char a;          /* Byte offset = 0          */
                    /* 3-byte empty area        */
    int b;           /* Byte offset = 4          */
    char c;          /* Byte offset = 8          */
                    /* 3-byte empty area        */
} ST2;              /* Total size: 12 bytes     */
```

Remarks: The structure or class member for **#pragma pack** is specified cannot be accessed using a pointer (including an access within a member function using a pointer).

Example:

```
#pragma pack
struct st {
    char x;
    int y;
} ST;
int *p=&ST.y; /* The ST.y address may be an odd value. */
void func(void) {
    ST.y=1;    /* Can be accessed correctly. */
    *p=1;      /* Cannot be accessed correctly in some cases. */
}
```

The boundary alignment value for structure and class members can also be specified by the **pack** option. When both the option and **#pragma** extension specifier are specified together, the **#pragma** specification takes priority.

#pragma address

Absolute Address Specification

Format: #pragma address [(]<variable name>=<absolute address>[,...][)]

Description: This extension allocates the specified variable to the specified address. The compiler assigns a section for each specified variable, and the variable is allocated to the specified absolute address during linkage. If variables are specified for contiguous addresses, these variables are assigned to a single section.

Example: C source description:

```
#pragma address X=0x7f00
int X;
main(){
    X=0;
}
```

Output code:

```
_main:
    MOV.L    #0,R5
    MOV.L    #32512,R14    ; 0x7f00
    MOV.L    R5,[R14]
    RTS
    .SECTION $ADDR_B_7F00
    .ORG     7F00H
    .glob    _X
_X:
    .blkl   1
    ; static: X
```

- Remarks: Specify **#pragma address** before declaring a variable.
- If an object that is neither a structure/union member nor a variable is specified, an error will be output.
- If **#pragma address** is specified for a single variable more than one time, an error will be output.
- If **#pragma section** is specified together with **#pragma address** for a single variable, an error will be output.

#pragma endian

Endian Specification for Initial Values

Format: `#pragma endian [{big | little}]`

Description: This extension specifies the endian for the area that stores static objects.

The specification of this extension is applied from the line containing **#pragma endian** to the end of the file or up to the line immediately before the line containing the next **#pragma endian**.

big specifies big endian. When the **endian=little** option is specified, data is assigned to the section with the section name postfixed with **_B**.

little specifies little endian. When the **endian=big** option is specified, data is assigned to the section with the section name postfixed with **_L**.

When **big** or **little** is omitted, endian is determined by the option specification.

Example: When the **endian=little** option is specified (default state)

C source description:

```
#pragma endian big
int A=100; /* D_B section */
#pragma endian
int B=200; /* D section */
```


Output code:

```
.SECTION          D_B,ROMDATA,ALIGN=4
.ENDIAN           BIG
.glb              A
_A:               ; static: A
.LWORD            00000064H
.SECTION          D,ROMDATA,ALIGN=4
.glb              _B
_B:               ; static: B
.LWORD            000000C8H
```

Remarks: If areas of the **long long** type, **double** type (when the **dbl_size=8** option is specified), and **long double** type (when the **dbl_size=8** option is specified) are included in objects to which **#pragma endian** (differed from the **endian** option) is applied, do not make indirect accesses to these areas using addresses or pointers. In such a case, correct operation will not be guaranteed. If a code that acquires an address in such an area is included, a warning message is displayed.

If bit fields of the **long long** type are included in objects to which **#pragma endian** (differed from the **endian** option) is applied, do not make writes to these areas. In such a case, correct operation will not be guaranteed. If a code that writes to such an area is included, a warning message is displayed.

The endian of the following items cannot be changed by this extension. The **endian** option needs to be used.

- (1) String literal
- (2) Branch table of **switch** statement
- (3) Object declared as an external reference
(object declared through **extern** without initialization expression)

__evenaccess

Guarantee of Access in Specified Size

Format: __evenaccess <type specifier> <variable name>
 <type specifier> __evenaccess <variable name>

Description: This extension guarantees access in the size of the target variable.

Access size is guaranteed for 4-byte or smaller scalar integer types (**signed char**, **unsigned char**, **signed short**, **unsigned short**, **signed int**, **unsigned int**, **signed long**, and **unsigned long**).

Example: C source description:

```
#pragma address A=0xff0178
unsigned long __evenaccess A;
void test(void)
{
    A &= ~0x20;
}
```

Output code (**__evenaccess** not specified):

```
_test:
MOV.L #16712056,R1
BCLR #5,[R1]               ; Memory access in 1 byte
RTS
```

Output code (**__evenaccess** specified):

```
_test:
MOV.L #16712056,R1
MOV.L [R1],R5             ; Memory access in 4 bytes
BCLR #5,R5
MOV.L R5,[R1]             ; Memory access in 4 bytes
RTS
```

Remarks: When **__evenaccess** is specified for a structure or a union, **__evenaccess** is applied to all members. In this case, the access size is guaranteed for 4-byte or smaller scalar integer types, but the size of access in structure or union units is not guaranteed.

#pragma instalign4

#pragma instalign8

#pragma noinstalign

Specification of Function in which Instructions
at Branch Destinations are Aligned for Execution

Format: **#pragma instalign4** [(**<function name>**[(**<branch destination type>**)][,...][**l**])]
#pragma instalign8 [(**<function name>**[(**<branch destination type>**)][,...][**l**])]
#pragma noinstalign [(**<function name>**[,...][**l**])]

Description: Specifies the function in which instructions at branch destinations are aligned for execution.

Instruction allocation addresses in the specified function are adjusted to be aligned to 4-byte boundaries when **#pragma instalign4** is specified or to 8-byte boundaries when **#pragma instalign8** is specified.

In the function specified with **#pragma noinstalign**, alignment of allocation addresses is not adjusted.

The branch destination type should be selected from the following*:

No specification: Head of function and **case** and **default** labels of **switch** statement

inmostloop: Head of each inmost loop, head of function, and **case** and **default** labels of **switch** statement

loop: Head of each loop, head of function, and **case** and **default** labels of **switch** statement

Note: * Alignment is adjusted only for the branch destinations listed above; alignment of the other destinations is not adjusted. For example, when **loop** is selected, alignment of the head of a loop is adjusted but alignment is not adjusted at the branch destination of an **if** statement that is used in the loop but does not generate a loop.

Except that each **#pragma** extension specification is valid only in the specified function, these specifiers work in the same way as the **instalign4**, **instalign8**, and **noinstalign** options. When both the options and **#pragma** extension specifiers are specified together, the **#pragma** specifications take priority.

In the code section that contains a function specified with **instalign4** or **instalign8**, the alignment value is changed to 4 (**instalign4** is specified) or 8 (**instalign8** is specified). If a single code section contains both a function specified with **instalign4** and that specified with **instalign8**, the alignment value in the code section is set to 8.

The other detailed functions of these **#pragma** extension specifiers are the same as those of the **instalign4**, **instalign8**, and **noinstalign** options; refer to the description of each option.

9.2.2 Intrinsic Functions

The compiler provides the following intrinsic functions.

- Maximum and minimum value selection
- Byte switching in data
- Data exchange
- Multiply-and-accumulate operation
- Rotation
- Special instructions (**BRK**, **WAIT**, **INT**, and **NOP**)
- Special instructions for the RX family (such as **BRK** and **WAIT**)
- Control register setting and reference

Intrinsic functions can be written in the same call format as regular functions.

Table 9.24 lists intrinsic functions.

Table 9.24 Intrinsic Functions

| No. | Item | Specifications | Function | Restriction in User Mode* |
|-----|---------------------------------|---|---|---------------------------|
| 1 | Maximum value and minimum value | signed long max(signed long data1, signed long data2) | Selects the maximum value. | ○ |
| 2 | | signed long min(signed long data1, signed long data2) | Selects the minimum value. | ○ |
| 3 | Byte switch | unsigned long revl(unsigned long data) | Reverses the byte order in longword data. | ○ |
| 4 | | unsigned long revw(unsigned long data) | Reverses the byte order in longword data in word units. | ○ |
| 5 | Data exchange | void xchg(signed long *data1, signed long *data2) | Exchanges data. | ○ |

| No. | Item | Specifications | Function | Restriction in User Mode* |
|-----|------------------------------------|---|---|---------------------------|
| 6 | Multiply-and-accumulate operation | long long rmpab(long long init, unsigned long count, signed char *addr1, signed char *add2) | Multiply-and-accumulate operation (byte). | ○ |
| 7 | | long long rmpaw(long long init, unsigned long count, short *addr1, short *add2) | Multiply-and-accumulate operation (word). | ○ |
| 8 | | long long rmpal(long long init, unsigned long count, long *addr1, long *add2) | Multiply-and-accumulate operation (longword). | ○ |
| 9 | Rotation | unsigned long rolc(unsigned long data) | Rotates data including the carry to left by one bit. | ○ |
| 10 | | unsigned long rorc(unsigned long data) | Rotates data including the carry to right by one bit. | ○ |
| 11 | | unsigned long rotl(unsigned long data, unsigned long num) | Rotates data to left. | ○ |
| 12 | | unsigned long rotr(unsigned long data, unsigned long num) | Rotates data to right. | ○ |
| 13 | Special instructions | void brk(void) | BRK instruction exception. | ○ |
| 14 | | void int_exception(signed long num) | INT instruction exception. | ○ |
| 15 | | void wait(void) | Stops program execution. | × |
| 16 | | void nop(void) | Expanded to a NOP instruction. | ○ |
| 17 | Processor interrupt priority level | void set_ipl(signed long level) | Sets the interrupt priority level. | × |
| 18 | (IPL) | unsigned char get_ipl(void) | Refers to the interrupt priority level. | ○ |
| 19 | Processor status word (PSW) | void set_psw(unsigned long data) | Sets data to PSW . | △ |
| 20 | | unsigned long get_psw(void) | Refers to PSW value. | ○ |
| 21 | Floating-point status word (FPSW) | void set_fpsw(unsigned long data) | Sets data to FPSW . | ○ |
| 22 | | unsigned long get_fpsw(void) | Refers to FPSW value. | ○ |

| No. | Item | Specifications | Function | Restriction in User Mode* |
|-----|--|--|--|---------------------------|
| 23 | User stack pointer (USP) | void set_usp(void * data) | Sets data to USP . | O |
| 24 | | void * get_usp(void) | Refers to USP value. | O |
| 25 | Interrupt stack pointer (ISP) | void set_isp(void * data) | Sets data to ISP . | Δ |
| 26 | | void * get_isp(void) | Refers to ISP value. | O |
| 27 | Interrupt table register (INTB) | void set_intb(void * data) | Sets data to INTB . | Δ |
| 28 | | void * get_intb(void) | Refers to INTB value. | O |
| 29 | Backup PSW (BPSW) | void set_bpsw(unsigned long data) | Sets data to BPSW . | Δ |
| 30 | | unsigned long get_bpsw(void) | Refers to BPSW value. | O |
| 31 | Backup PC (BPC) | void set_bpc(void * data) | Sets data to BPC . | Δ |
| 32 | | void * get_bpc(void) | Refers to BPC value. | O |
| 33 | Fast interrupt vector register (FINTV) | void set_fintv(void * data) | Sets data to FINTV . | Δ |
| 34 | | void * get_fintv(void) | Refers to FINTV value. | O |
| 35 | Significant 64-bit multiplication | signed long long emul(signed long data1, signed long data2) | Signed multiplication of significant 64 bits. | O |
| 36 | | unsigned long long emulu(unsigned long data1, unsigned long data2) | Unsigned multiplication of significant 64 bits. | O |
| 37 | Processor mode (PM) | void chg_pmusr(void) | Switches to user mode. | Δ |
| 38 | Accumulator (ACC) | void set_acc(signed long long data) | Sets the ACC . | O |
| 39 | | signed long long get_acc(void) | Refers to the ACC . | O |
| 40 | Control of the interrupt enable bits | void setpsw_i(void) | Sets the interrupt enable bit to 1. | Δ |
| 41 | | void clrpsw_i(void) | Clears the interrupt enable bit to 0. | Δ |
| 42 | Multiply-and-accumulate operation | long macl(short* data1, short* data2, unsigned long count) | Multiply-and-accumulate operation of 2-byte data. | O |
| 43 | | short macw1(short* data1, short* data2, unsigned long count) | Multiply-and-accumulate operation of fixed-point data. | O |
| | | short macw2(short* data1, short* data2, unsigned long count) | | |

Note: * Indicates whether the function is limited when the RX processor mode is user mode.
O: Has no restriction.
×: Must not be used in user mode because a privileged instruction exception occurs.
Δ: Has no effect when executed in user mode.

signed long max(signed long data1, signed long data2) Selection of Maximum Value

Description: Selects the greater of two input values (this function is expanded into a **MAX** instruction).

Header: <machine.h>

Parameters: data1 Input value 1
data2 Input value 2

Return value: The greater value of **data1** and **data2**

Example:

```
#include <machine.h>
extern signed long ret,in1,in2;
void main(void)
{
    ret = max(in1,in2); // Stores the greater value of in1 and in2 in ret.
}
```

signed long min(signed long data1, signed long data2) Selection of Minimum Value

Description: Selects the smaller of two input values (this function is expanded into a **MIN** instruction).

Header: <machine.h>

Parameters: data1 Input value 1
data2 Input value 2

Return value: The smaller value of **data1** and **data2**

Example:

```
#include <machine.h>
extern signed long ret,in1,in2;
void main(void)
{
    ret = min(in1,in2); // Stores the smaller value of in1 and in2 in ret.
}
```

unsigned long revl(unsigned long data)

Byte Order Reversal in Longword Data

Description: Reverses the byte order in 4-byte data (this function is expanded into a **REVL** instruction).

Header: <machine.h>

Parameters: data Data for which byte order is to be reversed

Return value: Value of **data** with the byte order reversed

Example:

```
#include <machine.h>
extern unsigned long ret,indata=0x12345678;
void main(void)
{
    ret = revl(indata); // ret = 0x78563412
}
```

unsigned long revw(unsigned long data)

Byte Order Reversal
in Longword Data in Word Units

Description: Reverses the byte order within each of the upper and lower two bytes of 4-byte data (this function is expanded into a **REVV** instruction).

Header: <machine.h>

Parameters: data Data for which byte order is to be reversed

Return value: Value of **data** with the byte order reversed within the upper and lower two bytes

Example:

```
#include <machine.h>
extern unsigned long ret; indata=0x12345678;
void main(void)
{
    ret = revw(indata); // ret = 0x34127856
}
```

void xchg(signed long *data1, signed long *data2)

Data Exchange

Description: Exchanges the contents of the areas indicated by parameters (this function is expanded into an **XCHG** instruction).

Header: <machine.h>

Parameters: *data1 Input value 1
 *data2 Input value 2

Example:

```
#include <machine.h>
extern signed long *in1,*in2;
void main(void)
{
    xchg (in1,in2); // Exchanges data at address in1 and address in2.
}
```

long long rmpab(long long init, unsigned long count, signed char *addr1, signed char *addr2) Multiply-and-Accumulate
Operation (Byte)

Description: Performs a multiply-and-accumulate operation with the initial value specified by **init**, the number of multiply-and-accumulate operations specified by **count**, and the start addresses of values to be multiplied specified by **addr1** and **addr2** (this function is expanded into a **RMPA.B** instruction).

Header: <machine.h>

Parameters: **init** Initial value
 count Count of multiply-and-accumulate operations
 ***addr1** Start address of values 1 to be multiplied
 ***addr2** Start address of values 2 to be multiplied

Return value: Lower 64 bits of the $\text{init} + \sum(\text{data1}[n] * \text{data2}[n])$ result ($n = 0, 1, \dots, \text{const} - 1$)

Example:

```
#include <machine.h>
extern signed char data1[8],data2[8];
long long sum;
void main(void)
{
    sum=rmpab(0, 8, data1, data2);
                // Specifies 0 as the initial value, adds the result
                // of multiplication of arrays data1 and data2,
                // and stores the result in sum.
}
```

Remarks: The **RMPA** instruction obtains a result in a maximum of 80 bits, but this intrinsic function handles only 64 bits.

long long rmpaw(long long init, unsigned long count, short *addr1, short *addr2) Multiply-and-Accumulate
Operation (Word)

Description: Performs a multiply-and-accumulate operation with the initial value specified by **init**, the number of multiply-and-accumulate operations specified by **count**, and the start addresses of values to be multiplied specified by **addr1** and **addr2** (this function is expanded into a **RMPA.W** instruction).

Header: <machine.h>

Parameters:

| | |
|--------|---|
| init | Initial value |
| count | Count of multiply-and-accumulate operations |
| *addr1 | Start address of values 1 to be multiplied |
| *addr2 | Start address of values 2 to be multiplied |

Return value: Lower 64 bits of the $\text{init} + \sum(\text{data1}[n] * \text{data2}[n])$ result ($n = 0, 1, \dots, \text{const} - 1$)

Example:

```
#include <machine.h>
extern signed short data1[8],data2[8];
long long sum;
void main(void)
{
    sum=rmpaw(0, 8, data1, data2);
    // Specifies 0 as the initial value, adds the result
    // of multiplication of arrays data1 and data2,
    // and stores the result in sum.
}
```

Remarks: The **RMPA** instruction obtains a result in a maximum of 80 bits, but this intrinsic function handles only 64 bits.

long long rmpal(long long init, unsigned long count, long *addr1, long *addr2) Multiply-and-Accumulate
Operation (Longword)

Description: Performs a multiply-and-accumulate operation with the initial value specified by **init**, the number of multiply-and-accumulate operations specified by **count**, and the start addresses of values to be multiplied specified by **addr1** and **addr2** (this function is expanded into a **RMPA.L** instruction).

Header: <machine.h>

Parameters:

| | |
|--------|---|
| init | Initial value |
| count | Count of multiply-and-accumulate operations |
| *addr1 | Start address of values 1 to be multiplied |
| *addr2 | Start address of values 2 to be multiplied |

Return value: Lower 64 bits of the $\text{init} + \sum(\text{data1}[n] * \text{data2}[n])$ result ($n = 0, 1, \dots, \text{const} - 1$)

Example:

```
#include <machine.h>
extern signed long data1[8],data2[8];
long long sum;
void main(void)
{
    sum=rmpal(0, 8, data1, data2);
    // Specifies 0 as the initial value, adds the result
    // of multiplication of arrays data1 and data2,
    // and stores the result in sum.
}
```

unsigned long rolc(unsigned long data)

One-Bit Left Rotation Including Carry

Description: Rotates data including the **C** flag to left by one bit (this function is expanded into a **ROLC** instruction).

The bit pushed out of the operand is set to the **C** flag.

Header: <machine.h>

Parameters: data Data to be rotated to left

Return value: Result of 1-bit left rotation of **data** including the **C** flag

Example:

```
#include <machine.h>
extern unsigned long ret;indata;
void main(void)
{
    ret = rolc(indata); // Rotates indata including the C flag
                       // to left by one bit and stores the result
                       // in ret.
}
```

unsigned long rorc(unsigned long data)

One-Bit Right Rotation Including Carry

Description: Rotates data including the **C** flag to right by one bit (this function is expanded into a **RORC** instruction).

The bit pushed out of the operand is set to the **C** flag.

Header: <machine.h>

Parameters: data Data to be rotated to right

Return value: Result of 1-bit right rotation of **data** including the **C** flag

Example:

```
#include <machine.h>
extern unsigned long ret;indata;
void main(void)
{
    ret = rorc(indata); // Rotates indata including the C flag
                       // to right by one bit and stores the result
                       // in ret.
}
```

unsigned long rotl(unsigned long data, unsigned long num)

Left Rotation

Description: Rotates data to left by the specified number of bits (this function is expanded into a **ROTL** instruction).

The bit pushed out of the operand is set to the **C** flag.

Header: <machine.h>

Parameters: data Data to be rotated to left
num Number of bits to be rotated

Return value: Result of **num**-bit left rotation of **data**

Example:

```
#include <machine.h>
extern unsigned long ret;indata;
void main(void)
{
    ret = rotl(indata, 31); // Rotates indata to left by 31 bits
                          // and stores the result in ret.
}
```

unsigned long rotr(unsigned long data, unsigned long num)

Right Rotation

Description: Rotates data to right by the specified number of bits (this function is expanded into a **ROTR** instruction).

The bit pushed out of the operand is set to the **C** flag.

Header: <machine.h>

Parameters: data Data to be rotated to right
 num Number of bits to be rotated

Return value: Result of **num**-bit right rotation of **data**

Example:

```
#include <machine.h>
extern unsigned long ret;indata;
void main(void)
{
    ret = rotr(indata, 31); // Rotates indata to right by 31 bits
                          // and stores the result in ret.
}
```

void brk(void)**BRK Instruction Exception**

Description: This function is expanded into a **BRK** instruction.

Header: <machine.h>

Example:

```
#include <machine.h>
void main(void)
{
    brk(); // BRK instruction
}
```

void int_exception(signed long num)**INT Instruction Exception**

Description: This function is expanded into an **INT num** instruction.

Header: <machine.h>

Parameters: num **INT** instruction number

Example:

```
#include <machine.h>
void main(void)
{
    int_exception(10); // INT #10 instruction
}
```

Remarks: Only an integer from 0 to 255 can be specified as **num**.

void wait(void)

Program Execution Stop

Description: This function is expanded into a **WAIT** instruction.

Header: <machine.h>

Example:

```
#include <machine.h>
void main(void)
{
    wait();                // WAIT instruction
}
```

Remarks: This function must not be executed when the RX processor mode is user mode. If executed, a privileged instruction exception of the RX occurs due to the specifications of the **WAIT** instruction.

void nop(void)

Expansion to NOP Instruction

Description: This function is expanded into a **NOP** instruction.

Header: <machine.h>

Example:

```
#include <machine.h>
void main(void)
{
    nop();                 // NOP instruction
}
```

void set_ipl(signed long level)

Interrupt Priority Level Setting

Description: Changes the interrupt mask level.

Header: <machine.h>

Return value: level Interrupt mask level to be set

Example:

```
#include <machine.h>
void main(void)
{
    set_ipl(7);           // Sets PSW.IPL to 7.
}
```

Remarks: A value from 0 to 15 can be specified for **level** by default, and a value from 0 to 7 can be specified when **-patch=rx610** is specified. If a value outside the above range is specified when **level** is a constant, an error will be output.

This function must not be executed when the RX processor mode is user mode. If executed, a privileged instruction exception of the RX occurs due to the specifications of the **MVTIPL** instruction.

unsigned char get_ip1(void)

Interrupt Priority Level Reference

Description: Refers to the interrupt mask level.

Header: <machine.h>

Return value: Interrupt mask level

Example:

```
#include <machine.h>
extern unsigned char level;
void main(void)
{
    level=get_ip1();           // Obtains the PSW.IPL value and
                              // stores it in level.
}
```

Remarks: If a value smaller than 0 or greater than 7 is specified as **level**, an error will be output.

void set_psw(unsigned long data)

PSW Setting

Description: Sets a value to **PSW**.

Header: <machine.h>

Parameters: data Value to be set

Example:

```
#include <machine.h>
extern unsigned long data;
void main(void)
{
    set_psw(data);    // Sets PSW to a value specified by data.
}
```

Remarks: Due to the specifications of the RX instruction set, a write to the **PM** bit of **PSW** is ignored. In addition, a write to **PSW** is ignored when the RX processor mode is user mode.

unsigned long get_psw(void)

PSW Reference

Description: Refers to the **PSW** value.

Header: <machine.h>

Return value: **PSW** value

Example:

```
#include <machine.h>
extern unsigned long ret;
void main(void)
{
    ret=get_psw();    // Obtains the PSW value and stores it in ret.
}
```

Remarks: In some cases, the timing at which the **PSW** value is obtained differs from the timing at which **get_psw** was called, due to the effect of optimization. Therefore when a code using the **C**, **Z**, **S**, or **O** flag included in the return value of this function is written after some sort of operation, correct operation will not be guaranteed.

void set_fpsw(unsigned long data)

FPSW Setting

Description: Sets a value to **FPSW**.

Header: <machine.h>

Parameters: data Value to be set

Example:

```
#include <machine.h>
extern unsigned long data;
void main(void)
{
    set_fpsw(data);    // Sets FPSW to a value specified by data.
}
```

unsigned long get_fpsw(void)

FPSW Reference

Description: Refers to the **FPSW** value.

Header: <machine.h>

Return value: **FPSW** value

Example:

```
#include <machine.h>
extern unsigned long ret;
void main(void)
{
    ret=get_fpsw();    // Obtains the FPSW value and stores it
                    // in ret.
}
```


Remarks: In some cases, the timing at which the **FPSW** value is obtained differs from the timing at which **get_fpsw** was called, due to the effect of optimization. Therefore when a code using the **CV, CO, CZ, CU, CX, CE, FV, FO, FZ, FU, FX, or FS** flag included in the return value of this function is written after some sort of operation, correct operation will not be guaranteed.

void set_usp(void * data)

USP Setting

Description: Sets a value to **USP**.

Header: <machine.h>

Parameters: data Value to be set

Example:

```
#include <machine.h>
extern void * data;
void main(void)
{
    set_usp(data);        // Sets USP to a value specified by data.
}
```

void * get_usp(void)

USP Reference

Description: Refers to the **USP** value.

Header: <machine.h>

Return value: **USP** value

Example:

```
#include <machine.h>
extern void * ret;
void main(void)
{
    ret=get_usp();    // Obtains the USP value and stores it in ret.
}
```

void set_isp(void * data)

ISP Setting

Description: Sets a value to **ISP**.

Header: <machine.h>

Parameters: data Value to be set

Example:

```
#include <machine.h>
extern void * data;
void main(void)
{
    set_isp(data);    // Sets ISP to a value specified by data.
}
```

Remarks: Due to the specifications of the **MVTC** instruction used in this function, a write to **ISP** is ignored when the RX processor mode is user mode.

void * get_isp(void)

ISP Reference

Description: Refers to the **ISP** value.

Header: <machine.h>

Return value: **ISP** value

Example:

```
#include <machine.h>
extern void * ret;
void main(void)
{
    ret=get_isp();    // Obtains the ISP value and stores it in ret.
}
```

void set_intb (void * data)

INTB Setting

Description: Sets a value to **INTB**.

Header: <machine.h>

Parameters: data Value to be set

Example:

```
#include <machine.h>
extern void * data;
void main(void)
{
    set_intb (data); // Sets INTB to a value specified by data.
}
```

Remarks: Due to the specifications of the **MVTC** instruction used in this function, a write to **INTB** is ignored when the RX processor mode is user mode.

void * get_intb(void)

INTB Reference

Description: Refers to the **INTB** value.

Header: <machine.h>

Return value: **INTB** value

Example:

```
#include <machine.h>
extern void * ret;
void main(void)
{
    ret=get_intb(); // Obtains the INTB value and stores it in ret.
}
```

void set_bpsw(unsigned long data)

BPSW Setting

Description: Sets a value to **BPSW**.

Header: <machine.h>

Parameters: data Value to be set

Example:

```
#include <machine.h>
extern unsigned long data;
void main(void)
{
    set_bpsw (data);    // Sets BPSW to a value specified by data.
}
```

Remarks: Due to the specifications of the **MVTC** instruction used in this function, a write to **BPSW** is ignored when the RX processor mode is user mode.

unsigned long get_bpsw(void)

BPSW Reference

Description: Refers to the **BPSW** value.

Header: <machine.h>

Return value: **BPSW** value

Example:

```
#include <machine.h>
extern unsigned long ret;
void main(void)
{
    ret=get_bpsw ();    // Obtains the BPSW value and stores it
                       // in ret.
}
```

void set_bpc(void * data)

BPC Setting

Description: Sets a value to **BPC**.

Header: <machine.h>

Parameters: data Value to be set

Example:

```
#include <machine.h>
extern void * data;
void main(void)
{
    set_bpc(data);    // Sets BPC to a value specified by data.
}
```

Remarks: Due to the specifications of the **MVTC** instruction used in this function, a write to **BPC** is ignored when the RX processor mode is user mode.

void * get_bpc(void)

BPC Reference

Description: Refers to the **BPC** value.

Header: <machine.h>

Return value: **BPC** value

Example:

```
#include <machine.h>
extern void * ret;
void main(void)
{
    ret=get_bpc();    // Obtains the BPC value and stores it in ret.
}
```

void set_fintv(void * data)

FINTV Setting

Description: Sets a value to **FINTV**.

Header: <machine.h>

Parameters: data Value to be set

Example:

```
#include <machine.h>
extern void * data;
void main(void)
{
    set_fintv(data);    // Sets FINTV to a value specified by data.
}
```

Remarks: Due to the specifications of the **MVTC** instruction used in this function, a write to **FINTV** is ignored when the RX processor mode is user mode.

void * get_fintv(void)

FINTV Reference

Description: Refers to the **FINTV** value.

Header: <machine.h>

Return value: **FINTV** value

Example:

```
#include <machine.h>
extern void * ret;
void main(void)
{
    ret=get_fintv();    // Obtains the FINTV value and stores it
                      // in ret.
}
```

signed long long emul(signed long data1, signed long data2) 64-Bit Signed Multiplication

Description: Performs signed multiplication of significant 64 bits.

Header: <machine.h>

Return value: Result of signed multiplication (signed 64-bit value)

Example:

```
#include <machine.h>
extern signed long long ret;
extern signed long data1, data2;
void main(void)
{
    ret=emul(data1, data2);    // Calculates the value of
                              // "data1 * data2" and stores it in ret.
}
```

**unsigned long long emulu(unsigned long data1,
unsigned long data2)**

64-Bit Unsigned Multiplication

Description: Performs unsigned multiplication of significant 64 bits.

Header: <machine.h>

Return value: Result of unsigned multiplication (unsigned 64-bit value)

Example:

```
#include <machine.h>
extern unsigned long long ret;
extern unsigned long data1, data2;
void main(void)
{
    ret=emulu(data1, data2); // Calculates the value of
                           // "data1 * data2" and stores it in ret.
}
```

void chg_pmusr(void)

Switching to User Mode

Description: Switches the RX processor mode to user mode.

Header: <machine.h>

Example:

```
#include <machine.h>
void main(void);
void Do_Main_on_UserMode(void)
{
    chg_pmusr();    // Switches the RX processor mode to user mode.
    main();        // Executes the main function.
}
```

Remarks: This function is provided for a reset processing function or interrupt function. Usage in any other function is not recommended.

The processor mode is not switched when the RX processor mode is user mode.

Since the stack is switched from the interrupt stack to the user stack when this function is executed, the following conditions must be met in a function that is calling this function. If the conditions are not met, code does not operate correctly because the stack is not the same before and after this function has been executed.

- Execution cannot be returned to the calling function.
- The **auto** variable cannot be declared.
- Parameters cannot be declared.

void set_acc(signed long long data)

ACC Setting

Description: Sets a value to **ACC**.

Header: <machine.h>

Parameters: data Value to be set to **ACC**

Example:

```
#include <machine.h>
void main(void)
{
    signed long long data = 0x123456789ab0000LL;
    set_acc(data);        // Sets ACC to a value specified by data.
}
```

signed long long get_acc(void)

ACC Reference

Description: Refers to the **ACC** value.

Header: <machine.h>

Return value: **ACC** value

Example:

```
/* Example of program using the function to save and restore ACC by */
/* get_acc and set_acc */
#include <machine.h>
signed long long func(signed long a, signed long b)
{
    signed long long bak_acc = get_acc();
                                // Obtains the ACC value and saves it
                                // in bak_acc.
    a *= b;                       // Multiplication (ACC is damaged).
    set_acc(bak_acc);             // Restores ACC with a value saved by
                                // bak_acc.
    return a;
}
```

Remarks: Due to the specifications of the RX instruction set, contents in the lower 16 bits of **ACC** cannot be obtained. This function returns the value of 0 for these bits.

void setpsw_i(void)**Interrupt Enable Bit Setting to 1**

Description: Sets the interrupt enable bit (I bit) in PSW to 1.

Header: <machine.h>

Example:

```
#include <machine.h>
void main(void)
{
    setpsw_i();    // Sets the interrupt enable bit to 1.
}
```

Remarks: Due to the specifications of the SETPSW instruction used by this function, writing to the interrupt enable bit is ignored when the RX processor mode is set to user mode.

void clrpsw_i(void)**Interrupt Enable Bit Clearing to 0**

Description: Clears the interrupt enable bit (I bit) in PSW to 0.

Header: <machine.h>

Example:

```
#include <machine.h>
void main(void)
{
    clrpsw_i();    // Clears the interrupt enable bit to 0.
}
```

Remarks: Due to the specifications of the CLRPSW instruction used by this function, writing to the interrupt enable bit is ignored when the RX processor mode is set to user mode.

long macl(short * data1, short * data2, unsigned long count) Multiply-and-Accumulate
Operation (2 Bytes)

Description: Performs a multiply-and-accumulate operation between data of two bytes each and returns the result as four bytes.

The multiply-and-accumulate operation is executed with DSP functional instructions (**MULLO**, **MACLO**, and **MACHI**).

Data in the middle of the multiply-and-accumulate operation is retained in **ACC** as 48-bit data.

After all multiply-and-accumulate operations have finished, the contents of **ACC** are fetched by the **MVFACHI** instruction and used as the return value of the intrinsic function.

Usage of this intrinsic function enables fast multiply-and-accumulate operations to be expected compared to as when writing multiply-and-accumulate operations without using this intrinsic function.

This intrinsic function can be used for multiply-and-accumulate operations of 2-byte integer data. Saturation and rounding are not performed to the results of multiply-and-accumulate operations.

Header: <machine.h>

Parameters:

| | |
|-------|---|
| data1 | Start address of values 1 to be multiplied |
| data2 | Start address of values 2 to be multiplied |
| count | Count of multiply-and-accumulate operations |

Return value: $\Sigma(\text{data1}[n] * \text{data2}[n])$ result

Example:

```
#include <machine.h>
short data1[3] = {a1, b1, c1};
short data2[3] = {a2, b2, c2};
void mac_calc()
{
    result = macl(data1, data2, 3);
                /* Obtains the result of "a1*a2+b1*b2+c1*c2". */
}
```

Remarks: Refer to the programming manual to confirm the detailed contents of the various DSP functional instructions used in multiply-and-accumulate operations.

When the multiplication count is 0, the return value of the intrinsic function is 0.

When using this intrinsic function, save and restore **ACC** in an interrupt processing in which the **ACC** value is rewritten.

For the function to save and restore **ACC**, refer to the compiler option **save_acc** or the extended language specifications **#pragma interrupt**.

short macw1(short* data1, short* data2, unsigned long count) Multiply-and-Accumulate
short macw2(short* data1, short* data2, unsigned long count) Operation (Fixed-Point)

Description: Performs a multiply-and-accumulate operation between data of two bytes each and returns the result as two bytes.

The multiply-and-accumulate operation is executed with DSP functional instructions (**MULLO**, **MACLO**, and **MACHI**).

Data in the middle of the multiply-and-accumulate operation is retained in **ACC** as 48-bit data.

After all multiply-and-accumulate operations have finished, rounding is applied to the multiply-and-accumulate operation result of **ACC**.

The **macw1** function performs rounding with the "**RACW #1**" instruction while the **macw2** function performs rounding with the "**RACW #2**" instruction.

Rounding is performed with the following procedure.

- The contents of **ACC** are left-shifted by one bit with the **macw1** function and by two bits with the **macw2** function.
- The MSB of the lower 32 bits of **ACC** is rounded off (binary).
- The upper 32 bits of **ACC** are saturated with the upper limit as 0x00007FFF and the lower limit as 0xFFFF8000.

Finally, the contents of **ACC** are fetched by the **MVFACHI** instruction and used as the return value of these intrinsic functions.

Normally, the decimal point position of the multiplication result needs to be adjusted when fixed-point data is multiplied with each other. For example, in a case of multiplication of two **Q15**-format fixed-point data items, the multiplication result has to be left-shifted by one bit to make the multiplication result have the **Q15** format. This left-shifting to adjust the decimal point position is achieved by the left-shift operation of the **RACW** instruction. Accordingly, in a case of multiply-and-accumulate operation of 2-byte fixed-point data, using these intrinsic functions facilitate multiply-and-accumulate processing. Note however that since the rounding mode of the operation result differs in **macw1** and **macw2**, the intrinsic function to be used should be selected according to the desired accuracy for the operation result.

Header: <machine.h>

Parameters: data1 Start address of values 1 to be multiplied
data2 Start address of values 2 to be multiplied
count Count of multiply-and-accumulate operations

Return value: Value obtained by rounding the multiply-and-accumulate operation result with the **RACW** instruction

Example:

```
#include <machine.h>
short data1[3] = {a1, b1, c1};
short data2[3] = {a2, b2, c2};
void mac_calc()
{
    result = macw1(data1, data2, 3);
    /* Obtains the value of rounding the result of "a1*a2+b1*b2+c1*c2" */
    /* with the "RACW #1" instruction. */
}
```

Remarks: Refer to the programming manual to confirm the detailed contents of the various DSP functional instructions used in multiply-and-accumulate operations.

When the multiplication count is 0, the return value of the intrinsic function is 0.

When using this intrinsic function, save and restore **ACC** in an interrupt processing in which the **ACC** value is rewritten.

For the function to save and restore **ACC**, refer to the compiler option **save_acc** or the extended language specifications **#pragma interrupt**.

9.2.3 Section Address Operators

Table 9.25 lists the section address operators.

Table 9.25 Section Address Operators

| No. | Section Address Operator | Description |
|-----|---|--|
| 1 | <code>__sectop("<section name>")</code> | Refers to the start address of the specified <section name>. |
| 2 | <code>__secend("<section name>")</code> | Refers to the end address + 1 of the specified <section name>. |
| 3 | <code>__seclen("<section name>")</code> | Generates the size of the specified <section name>. |

`__sectop`, `__secend`, `__seclen` Section Address Operators

Format: `__sectop("<section name>")`
`__secend("<section name>")`
`__seclen("<section name>")`

Description: `__sectop` refers to the start address of the specified <section name>.
`__secend` refers to the end address + 1 of the specified <section name>.
`__seclen` generates the size of the specified <section name>.

Return value type:
 The return value type of `__sectop` is **void ***.
 The return value type of `__secend` is **void ***.
 The return value type of `__seclen` is **unsigned long**.

Example: (1) **__sectop**, **__secend**

```
#include <machine.h>
#pragma section $DSEC
static const struct {
    void *rom_s; /* Start address of the initialized data section in ROM */
    void *rom_e; /* End address of the initialized data section in ROM */
    void *ram_s; /* Start address of the initialized data section in RAM */
} DTBL[]={__sectop("D"), __secend("D"), __sectop("R")};

#pragma section $BSEC
static const struct {
    void *b_s; /* Start address of the uninitialized data section */
    void *b_e; /* End address of the uninitialized data section */
} BTBL[]={__sectop("B"), __secend("B")};

#pragma section
#pragma stacksize si=0x100
#pragma entry INIT
void main(void);
void INIT(void)
{
    _INITSCT();
    main();
    sleep();
}
```

(2) **__secsize**

```
/* size of section B */
unsigned int size_of_B = __secsize("B");
```

Remarks: In an application that enables the PIC/PID function, **__sectop** and **__secend** is processed as the addresses determined at linkage.

For details of the PIC/PID function, refer to the descriptions of the `pic` and `pid` options in section 2.5, Microcontroller Options, and section 8.4, Usage of PIC/PID Function.

9.3 C/C++ Libraries

9.3.1 Standard C Libraries

(1) Overview of Libraries

This section describes the specifications of the C library functions, which can be used generally in C/C++ programs. This section gives an overview of the library configuration, and describes the layout and the terms used in this library function description.

Note: The description in this section assumes that the **dbl_size=8** compiler option is specified for the **double** and **long double** types.

(a) Library Types

A library implements standard processing such as input/output and string handling in the form of C/C++ language functions. Libraries can be used by including standard include files for each unit of processing.

Standard include files contain declarations for the corresponding libraries and definitions of the macro names necessary to use them.

Table 9.26 shows the various library types and the corresponding standard include files.

Table 9.26 Library Types and Corresponding Standard Include Files

| Library Type | Description | Standard Include File |
|--------------------------------|--|------------------------------|
| Program diagnostics | Outputs program diagnostic information. | <assert.h> |
| Character handling | Handles and checks characters. | <ctype.h> |
| Mathematics | Performs numerical calculations such as trigonometric functions. | <math.h> <mathf.h> |
| Non-local jumps | Supports transfer of control between functions. | <setjmp.h> |
| Variable arguments | Supports access to variable arguments for functions with such arguments. | <stdarg.h> |
| Input/output | Performs input/output handling. | <stdio.h> |
| General utilities | Performs C program standard processing such as storage area management. | <stdlib.h> |
| String handling | Performs string comparison, copying, etc. | <string.h> |
| Complex arithmetic | Performs complex number operations. | <complex.h> |
| Floating-point environment | Supports access to floating-point environment. | <fenv.h> |
| Integer type format conversion | Manipulates greatest-width integers and converts integer format. | <inttypes.h> |
| Multibyte and wide characters | Manipulates multibyte characters. | <wchar.h> <wctype.h> |

In addition to the above standard include files, standard include files consisting solely of macro name definitions, shown in table 9.27, are provided to improve programming efficiency.

Table 9.27 Standard Include Files Comprising Macro Name Definitions

| Standard Include File | Description |
|------------------------------|---|
| <stddef.h> | Defines macro names used in common by the standard include files. |
| <limits.h> | Defines various limit values relating to compiler internal processing. |
| <errno.h> | Defines the value to be set in errno when an error is generated in a library function. |
| <float.h> | Defines various limit values relating to the limits of floating-point numbers. |
| <iso646.h> | Defines alternative spellings of macro names. |
| <stdbool.h> | Defines macros relating to logical types and values. |
| <stdint.h> | Declares integer types with specified width and defines macros. |
| <tgmath.h> | Defines type-generic macros. |

(b) Organization of Library Part

The organization of the library part of this manual is described below.

Library functions are categorized according to the corresponding standard include file, and descriptions are given for each standard include file. For each category, there is first a description relating to the macro names and function declarations defined in the standard include file (figure 9.2), followed by a description of each function (figure 9.3).

Figure 9.2 shows the standard include file description layout, and figure 9.3, the function description layout.

| |
|--|
| <p>Section number <standard include file name></p> <ul style="list-style-type: none">• Gives a functional overview of this standard include file.• Describes the names defined or declared in this standard include file with classifying them by name type such as [Type], [Constant], [Variable], and [Function]. For macro names, (macro) is always attached beside the name type or name description.• Adds description if implementation-defined specifications are included or notes common to the functions declared in this standard include file are given. |
|--|

Figure 9.2 Layout of Standard Include File Description

| <u>Function type and name (return value and parameters)</u> | <u>Functional overview</u> |
|---|---|
| Description: | Describes the library function. |
| Header file: | Shows the name of standard include file that contains this function declaration. |
| Return value: | Normal: Shows the return value when the library function ends normally. Abnormal: Shows the return value when the library function ends abnormally. |
| Parameters: | Indicates the meanings of the parameters. |
| Example: | Describes the calling procedure. |
| Error conditions: | Conditions for the occurrence of errors that cannot be determined from the return value in library function processing. If such an error occurs, the value defined in each compiler for the error type is set in errno *. |
| Remarks: | Provides supplementary information or notes on usage. |
| Implementation define: | Describes the processing method in this compiler |

Figure 9.3 Layout of Function Description

Note: **errno** is a variable that stores the error type if an error occurs during execution of a library function. See section 9.3.1 (2), <stddef.h>, for details.

(c) Terms Used in Library Function Descriptions

(i) Stream input/output

In data input/output, it would lead to poor efficiency if each call of an input/output function, which handles a single character, drove the input/output device and the OS functions. To solve this problem, a storage area called a buffer is normally provided, and the data in the buffer is input or output at one time.

From the viewpoint of the program, on the other hand, it is more convenient to call input/output functions for each character.

Using the library functions, character-by-character input/output can be performed efficiently without awareness of the buffer status within the program by automatically performing buffer management.

Those library functions enable a programmer to write a program considering the input/output as a single data stream, making the programmer be able to implement data input/output efficiently without being aware of the detailed procedure. Such capability is called stream input/output.

(ii) **FILE** structure and file pointer

The buffer and other information required for the stream input/output described above are stored in a single structure, defined by the name **FILE** in the `<stdio.h>` standard include file. In stream input/output, all files are handled as having a **FILE** structure data structure. Files of this kind are called stream files. A pointer to this **FILE** structure is called a file pointer, and is used to specify an input/output file.

The file pointer is defined as

```
FILE *fp;
```

When a file is opened by the **fopen** function, etc., the file pointer is returned. If the open processing fails, **NULL** is returned. Note that if a **NULL** pointer is specified in another stream input/output function, that function will end abnormally. After opening a file, be sure to check the file pointer value to see whether the open processing has been successful.

(iii) Functions and macros

There are two library function implementation methods: functions and macros.

A function has the same interface as an ordinary user-written function, and is incorporated during linkage. A macro is defined using a **#define** statement in the standard include file relating to the function.

The following points must be noted concerning macros:

- Macros are expanded automatically by the preprocessor, and therefore a macro expansion cannot be invalidated even if the user declares a function with the same name.
- If an expression with a side effect (assignment expression, increment, decrement) is specified as a macro parameter, its result is not guaranteed.

Example: Macro definition of **MACRO** that calculates the absolute value of a parameter is as follows:

If the following definition is made:

```
#define MACRO(a) ((a) >= 0 ? (a) : -(a))
```

and if

```
X=MACRO(a++)
```

is in the program, the macro will be expanded as follows:

```
X = ((a++) >= 0 ? (a++) : -(a++))
```

a will be incremented twice, and the resultant value will be different from the absolute value of the initial value of **a**.

(iv) **EOF**

In functions such as **getc**, **getchar**, and **fgetc**, which input data from a file, **EOF** is the value returned at end-of-file. The name **EOF** is defined in the `<stdio.h>` standard include file.

(v) **NULL**

This is the value indicating that a pointer is not pointing at anything. The name **NULL** is defined in the `<stddef.h>` standard include file.

(vi) Null character

The end of a string in C/C++ is indicated by the characters `\0`. String parameters in library functions must also conform to this convention. The characters `\0` indicating the end of a string are called null characters.

(vii) Return code

With some library functions, a return value is used to determine the result (such as whether the specified processing succeeded or failed). In this case, the return value is called the return code.

(viii) Text files and binary files

Many systems have special file formats to store data. To support this facility, library functions have two file formats: text files and binary files.

— Text files

A text file is used to store ordinary text, and consists of a collection of lines. In text file input, the new-line character (`\n`) is input as a line separator. In output, output of the current line is terminated by outputting the new-line character (`\n`). Text files are used to input/output files that store standard text for each system. With text files, characters input or output by a library function do not necessarily correspond to a physical stream of data in the file.

— Binary files

A binary file is configured as a row of byte data. Data input or output by a library function corresponds to a physical list of data in the file.

(ix) Standard input/output files

Files that can be used as standard by input/output library functions by default without preparations such as opening file are called standard input/output files. Standard input/output files comprise the standard input file (**stdin**), standard output file (**stdout**), and standard error output file (**stderr**).

— Standard input file (**stdin**)

Standard file to be input to a program.

— Standard output file (**stdout**)

Standard file to be output from a program.

— Standard error output file (**stderr**)

Standard file for storing output of error messages, etc., from a program.

(x) Floating-point numbers

Floating-point numbers are numbers represented by approximation of real numbers. In a C source program, floating-point numbers are represented by decimal numbers, but inside the computer they are normally represented by binary numbers.

In the case of binary numbers, the floating-point representation is as follows:

$$2^n \times m \text{ (n: integer, m: binary fraction)}$$

Here, **n** is called the exponent of the floating-point number, and **m** is called the mantissa. The numbers of bits to represent **n** and **m** are normally fixed so that a floating-point number can be represented using a specific data size.

Some terms relating to floating-point numbers are explained below.

— Radix

An integer value indicating the number of distinct digits in the number system used by a floating-point number (10 for decimal, 2 for binary, etc.). The radix is normally 2.

— Rounding

Rounding is performed when an intermediate result of an operation of higher precision than a floating-point type is stored as that floating-point type. There is rounding up, rounding down, and half-adjust rounding (i.e., in binary representation, rounding down 0 and rounding up 1).

— Normalization

When a floating-point number is represented in the form $2^n \times m$, the same number can be represented in different ways.

Example: The following two expressions represent the same value.

$$2^5 \times 1.0_{(2)} \quad (2) \text{ indicates a binary number}$$

$$2^6 \times 0.1_{(2)}$$

Usually, a representation in which the leading digit is not 0 is used, in order to secure the number of valid digits. This is called a normalized floating-point number, and the operation that converts a floating-point number to this kind of representation is called normalization.

— Guard bit

When saving an intermediate result of a floating-point operation, data one bit longer than the actual floating-point number is normally provided in order for rounding to be carried out. However, this alone does not permit an accurate result to be achieved in the event of digit dropping, etc. For this reason, the intermediate result is saved with an extra bit, called a guard bit.

(xi) File access mode

This is a string that indicates the kind of processing to be carried out on a file when it is opened. There are 12 different modes, as shown in table 9.28.

Table 9.28 File Access Modes

| Access Mode | Meaning |
|-------------|--|
| 'r' | Opens text file for reading |
| 'w' | Opens text file for writing |
| 'a' | Opens text file for addition |
| 'rb' | Opens binary file for reading |
| 'wb' | Opens binary file for writing |
| 'ab' | Opens binary file for appending |
| 'r+' | Opens text file for reading and updating |
| 'w+' | Opens text file for writing and updating |
| 'a+' | Opens text file for appending and updating |
| 'r+b' | Opens binary file for reading and updating |
| 'w+b' | Opens binary file for writing and updating |
| 'a+b' | Opens binary file for appending and updating |

(xii) Implementation definition

Definitions differ for each compiler.

(xiii) Error indicator and end-of-file indicator

The following two data items are held for each stream file: (1) an error indicator that indicates whether or not an error has occurred during file input/output, and (2) an end-of-file indicator that indicates whether or not the input file has ended.

These data items can be referenced by the **ferror** function and the **feof** function, respectively.

With some functions that handle stream files, error occurrence and end-of-file information cannot be obtained from the return value alone. The error indicator and end-of-file indicator are useful for checking the file status after execution of such functions.

(xiv) File position indicator

Stream files that can be read or written at any position within the file, such as disk files, have an associated data item called a file position indicator that indicates the current read/write position within the file.

File position indicators are not used with stream files that do not permit the read/write position within the file to be changed, such as terminals.

(d) Notes on Use of Libraries

The contents of macros defined in a library differ for each compiler.

When a library is used, the behavior is not guaranteed if the contents of these macros are redefined.

With libraries, errors are not detected in all cases. The behavior is not guaranteed if library functions are called in a form other than those shown in the descriptions in the following sections.

(2) <stddef.h>

Defines macro names used in common in the standard include files.
 The following macro names are all implementation-defined.

| Type | Definition Name | Description |
|---------------------|-----------------|---|
| Type (macro) | ptrdiff_t | Indicates the type of the result of subtraction between two pointers. |
| | size_t | Indicates the type of the result of an operation using the sizeof operator. |
| Constant (macro) | NULL | Indicates the value when a pointer is not pointing at anything. This value is such that the result of a comparison with 0 using the equality operator (==) is true. |
| Variable (macro) | errno | If an error occurs during library function processing, the error code defined in the respective library is set in errno . By setting 0 in errno before calling a library function and checking the error code set in errno after the library function processing has ended, it is possible to check whether an error occurred during the library function processing. |
| Function (macro) | offsetof | Obtains the offset in bytes from the beginning of a structure to a structure member. |
| Type (macro) | wchar_t | Type that indicates an extended character. |

Implementation-Defined Specifications

| Item | Compiler Specifications |
|---|-----------------------------------|
| Value of macro NULL | Value 0 (pointer to void) |
| Type equivalent to macro ptrdiff_t | long type |
| Type equivalent to wchar_t | short type |

(3) <assert.h>

Adds diagnostics into programs.

| Type | Definition Name | Description |
|---------------------|-----------------|---------------------------------|
| Function (macro) | assert | Adds diagnostics into programs. |

To invalidate the diagnostics defined by <assert.h>, define macro name **NDEBUG** with a **#define** statement (**#define NDEBUG**) before including <assert.h>.

Note: If an **#undef** statement is used for macro name **assert**, the result of subsequent **assert** calls is not guaranteed.

void assert (long expression) Diagnostics

Description: Adds diagnostics into programs.

Header file: <assert.h>

Parameters: expression Expression to be evaluated.

Example:

```
#include <assert.h>
int expression;
assert (expression);
```

Remarks: When **expression** is true, the **assert** macro terminates processing without returning a value. If **expression** is false, it outputs diagnostic information to the standard error file in the form defined by the compiler, and then calls the **abort** function.

The diagnostic information includes the parameter's program text, source file name, and source line numbers.

Implementation define:

The following message is output when **expression** is false in **assert (expression)**:
 The message depends on the **lang** option setting at compilation.

- (1) When **-lang=c99** is not specified (C (C89), C++, or EC++ language):

```
ASSERTION FAILED: Δ expression Δ FILE Δ <file name> ,  
LINE Δ <line number>
```

- (2) When **-lang=c99** is specified (C (C99) language):

```
ASSERTION FAILED: Δ expression Δ FILE Δ <file name> ,  
LINE Δ <line number> Δ FUNCNAME Δ <function name>
```

(4) <ctype.h>

Checks and converts character types.

| Type | Definition Name | Description |
|----------|-----------------|---|
| Function | isalnum | Tests for a letter or a decimal digit. |
| | isalpha | Tests for a letter. |
| | isctrl | Tests for a control character. |
| | isdigit | Tests for a decimal digit. |
| | isgraph | Tests for a printing character except space. |
| | islower | Tests for a lowercase letter. |
| | isprint | Tests for a printing character including space. |
| | ispunct | Tests for a special character. |
| | isspace | Tests for a white-space character. |
| | isupper | Tests for an uppercase letter. |
| | isxdigit | Tests for a hexadecimal digit. |
| | tolower | Converts an uppercase letter to lowercase. |
| | toupper | Converts a lowercase letter to uppercase. |
| | isblank | Tests for a space character or a tab character. |

In the above functions, if the input parameter value is not within the range that can be represented by the **unsigned char** type and is not **EOF**, the operation of the function is not guaranteed.

Character types are listed in table 9.29.

Table 9.29 Character Types

| Character Type | Description |
|-----------------------|---|
| Uppercase letter | Any of the following 26 characters 'A', 'B', 'C', 'D', 'E', 'F', 'G', 'H', 'I', 'J', 'K', 'L', 'M', 'N', 'O', 'P', 'Q', 'R', 'S', 'T', 'U', 'V', 'W', 'X', 'Y', 'Z' |
| Lowercase letter | Any of the following 26 characters 'a', 'b', 'c', 'd', 'e', 'f', 'g', 'h', 'i', 'j', 'k', 'l', 'm', 'n', 'o', 'p', 'q', 'r', 's', 't', 'u', 'v', 'w', 'x', 'y', 'z' |
| Letter | Any uppercase or lowercase letter |
| Decimal digit | Any of the following 10 characters '0', '1', '2', '3', '4', '5', '6', '7', '8', '9' |
| Printing character | A character, including space (' ') that is displayed on the screen (corresponding to ASCII codes 0x20 to 0x7E) |
| Control character | Any character except a printing character |
| White-space character | Any of the following 6 characters Space (' '), form feed ('\f'), new-line ('\n'), carriage return ('\r'), horizontal tab ('\t'), vertical tab ('\v') |
| Hexadecimal digit | Any of the following 22 characters '0', '1', '2', '3', '4', '5', '6', '7', '8', '9', 'A', 'B', 'C', 'D', 'E', 'F', 'a', 'b', 'c', 'd', 'e', 'f' |
| Special character | Any printing character except space (' '), a letter, or a decimal digit |
| Blank character | Either of the following 2 characters Space (' '), horizontal tab ('\t') |

Implementation-Defined Specifications

| Item | Compiler Specifications |
|--|---|
| The character set inspected by the isalnum , isalpha , iscntrl , islower , isprint , and isupper functions | Character set represented by the unsigned char type. Table 9.30 shows the character set that results in a true return value. |

Table 9.30 True Character

| Function Name | True Characters |
|---------------|------------------------------------|
| isalnum | '0' to '9', 'A' to 'Z', 'a' to 'z' |
| isalpha | 'A' to 'Z', 'a' to 'z' |
| isctrl | '\x00' to '\x1f', '\x7f' |
| islower | 'a' to 'z' |
| isprint | '\x20' to '\x7E' |
| isupper | 'A' to 'Z' |

long isalnum (long c) Test for Letter or Decimal Digit

Description: Tests for a letter or a decimal digit.

Header file: <ctype.h>

Return values: If character **c** is a letter or a decimal digit: Nonzero
If character **c** is not a letter or a decimal digit: 0

Parameters: **c** Character to be tested

Example:

```
#include <ctype.h>
int c, ret;
ret=isalnum(c);
```

long isalpha(long c) Test for Letter

Description: Tests for a letter.

Header file: <ctype.h>

Return values: If character **c** is a letter: Nonzero
If character **c** is not a letter: 0

Parameters: **c** Character to be tested

Example: #include <ctype.h>
 int c, ret;
 ret=isalpha(c);

long iscntrl (long c)

Test for Control Character

Description: Tests for a control character.

Header file: <ctype.h>

Return values: If character **c** is a control character: Nonzero
If character **c** is not a control character: 0

Parameters: **c** Character to be tested

Example:

```
#include <ctype.h>
int c, ret;
ret=iscntrl (c);
```

long isdigit (long c)

Test for Decimal Digit

Description: Tests for a decimal digit.

Header file: <ctype.h>

Return values: If character **c** is a decimal digit: Nonzero
If character **c** is not a decimal digit: 0

Parameters: **c** Character to be tested

Example:

```
#include <ctype.h>
int c, ret;
ret=isdigit(c);
```

long isgraph (long c)**Test for Printing Character Except Space**

Description: Tests for any printing character except space (' ').

Header file: <ctype.h>

Return values: If character *c* is a printing character except space: Nonzero
If character *c* is not a printing character except space: 0

Parameters: *c* Character to be tested

Example:

```
#include <ctype.h>
int c, ret;
ret=isgraph(c);
```

long islower (long c)**Test for Lowercase Letter**

Description: Tests for a lowercase letter.

Header file: <ctype.h>

Return values: If character *c* is a lowercase letter: Nonzero
If character *c* is not a lowercase letter: 0

Parameters: *c* Character to be tested

Example:

```
#include <ctype.h>
int c, ret;
ret=islower(c);
```

long isprint (long c)

Test for Printing Character

Description: Tests for a printing character including space (' ').

Header file: <ctype.h>

Return values: If character **c** is a printing character including space: Nonzero
If character **c** is not a printing character including space: 0

Parameters: **c** Character to be tested

Example:

```
#include <ctype.h>
int c, ret;
ret=isprint(c);
```

long ispunct (long c)

Test for Special Character

Description: Tests for a special character.

Header file: <ctype.h>

Return values: If character **c** is a special character: Nonzero
If character **c** is not a special character: 0

Parameters: **c** Character to be tested

Example:

```
#include <ctype.h>
int c, ret;
ret=ispunct(c);
```

long isspace (long c)

Test for White-Space Character

Description: Tests for a white-space character.

Header file: <ctype.h>

Return values: If character *c* is a white-space character: Nonzero
If character *c* is not a white-space character: 0

Parameters: *c* Character to be tested

Example:

```
#include <ctype.h>
int c, ret;
ret=isspace(c);
```

long isupper (long c)

Test for Uppercase Letter

Description: Tests for an uppercase letter.

Header file: <ctype.h>

Return values: If character *c* is an uppercase letter: Nonzero
If character *c* is not an uppercase letter: 0

Parameters: *c* Character to be tested

Example:

```
#include <ctype.h>
int c, ret;
ret=isupper(c);
```

long isxdigit (long c)**Test for Hexadecimal Digit**

Description: Tests for a hexadecimal digit.

Header file: <ctype.h>

Return values: If character **c** is a hexadecimal digit: Nonzero
If character **c** is not a hexadecimal digit: 0

Parameters: **c** Character to be tested

Example:

```
#include <ctype.h>
int c, ret;
ret=isxdigit(c);
```

long tolower (long c)**Conversion to Lowercase Letter**

Description: Converts an uppercase letter to the corresponding lowercase letter.

Header file: <ctype.h>

Return values: If character **c** is an uppercase letter: Lowercase letter corresponding to
character **c**
If character **c** is not an uppercase letter: Character **c**

Parameters: **c** Character to be converted

Example:

```
#include <ctype.h>
int c, ret;
ret=tolower(c);
```

long toupper (long c)

Conversion to Uppercase Letter

Description: Converts a lowercase letter to the corresponding uppercase letter.

Header file: <ctype.h>

Return values: If character *c* is a lowercase letter: Uppercase letter corresponding to
character *c*
If character *c* is not a lowercase letter: Character *c*

Parameters: *c* Character to be converted

Example:

```
#include <ctype.h>
int c, ret;
ret=toupper(c);
```

long isblank (long c)

Test for Blank

Description: Tests for a space character or a tab character.

Header file: <ctype.h>

Return values: If character *c* is a space character or a tab character: Nonzero
If character *c* is neither a space character nor a tab character: 0

Parameters: *c* Character to be tested

Example:

```
#include <ctype.h>
int c, ret;
ret=isblank(c);
```

(5) <float.h>

Defines various limits relating to the internal representation of floating-point numbers.
 The following macro names are all implementation-defined.

| Type | Definition Name | Definition Value | Description |
|---------------------|-----------------|-------------------------|---|
| Constant (macro) | FLT_RADIX | 2 | Indicates the radix in exponent representation. |
| | FLT_ROUNDS | 1 | Indicates whether or not the result of an add operation is rounded off. The meaning of this macro definition is as follows: <ul style="list-style-type: none"> • When result of add operation is rounded off: Positive value • When result of add operation is rounded down: 0 • When nothing is specified: -1 The rounding-off and rounding-down methods are implementation-defined. |
| | FLT_GUARD | 1 | Indicates whether or not a guard bit is used in multiply operations. The meaning of this macro definition is as follows: <ul style="list-style-type: none"> • When guard bit is used: 1 • When guard bit is not used: 0 |
| | FLT_NORMALIZE | 1 | Indicates whether or not floating-point values are normalized. The meaning of this macro definition is as follows: <ul style="list-style-type: none"> • When normalized: 1 • When not normalized: 0 |
| | FLT_MAX | 3.4028235677973364e+38F | Indicates the maximum value that can be represented as a float type floating-point value. |
| | DBL_MAX | 1.7976931348623158e+308 | Indicates the maximum value that can be represented as a double type floating-point value. |

| Type | Definition Name | Definition Value | Description |
|---------------------|-----------------|--|---|
| Constant (macro) | LDBL_MAX | 1.7976931348623158e+308 | Indicates the maximum value that can be represented as a long double type floating-point value. |
| | FLT_MAX_EXP | 127 | Indicates the power-of-radix maximum value that can be represented as a float type floating-point value. |
| | DBL_MAX_EXP | 1023 | Indicates the power-of-radix maximum value that can be represented as a double type floating-point value. |
| | LDBL_MAX_EXP | 1023 | Indicates the power-of-radix maximum value that can be represented as a long double type floating-point value. |
| | FLT_MAX_10_EXP | 38 | Indicates the power-of-10 maximum value that can be represented as a float type floating-point value. |
| | DBL_MAX_10_EXP | 308 | Indicates the power-of-10 maximum value that can be represented as a double type floating-point value. |
| | LDBL_MAX_10_EXP | 308 | Indicates the power-of-10 maximum value that can be represented as a long double type floating-point value. |
| | FLT_MIN | 1.175494351e-38F | Indicates the minimum positive value that can be represented as a float type floating-point value. |
| | DBL_MIN | 2.2250738585072014e-308 | Indicates the minimum positive value that can be represented as a double type floating-point value. |
| | LDBL_MIN | 2.2250738585072014e-308 | Indicates the minimum positive value that can be represented as a long double type floating-point value. |
| FLT_MIN_EXP | -149 | Indicates the power-of-radix minimum value of a floating-point value that can be represented as a float type positive value. | |
| DBL_MIN_EXP | -1074 | Indicates the power-of-radix minimum value of a floating-point value that can be represented as a double type positive value. | |

| Type | Definition Name | Definition Value | Description |
|---------------------|-----------------|------------------|---|
| Constant (macro) | LDBL_MIN_EXP | -1074 | Indicates the power-of-radix minimum value of a floating-point value that can be represented as a long double type positive value. |
| | FLT_MIN_10_EXP | -44 | Indicates the power-of-10 minimum value of a floating-point value that can be represented as a float type positive value. |
| | DBL_MIN_10_EXP | -323 | Indicates the power-of-10 minimum value of a floating-point value that can be represented as a double type positive value. |
| | LDBL_MIN_10_EXP | -323 | Indicates the power-of-10 minimum value of a floating-point value that can be represented as a long double type positive value. |
| | FLT_DIG | 6 | Indicates the maximum number of digits in float type floating-point value decimal-precision. |
| | DBL_DIG | 15 | Indicates the maximum number of digits in double type floating-point value decimal-precision. |
| | LDBL_DIG | 15 | Indicates the maximum number of digits in long double type floating-point value decimal-precision. |
| | FLT_MANT_DIG | 24 | Indicates the maximum number of mantissa digits when a float type floating-point value is represented in the radix. |
| | DBL_MANT_DIG | 53 | Indicates the maximum number of mantissa digits when a double type floating-point value is represented in the radix. |
| | LDBL_MANT_DIG | 53 | Indicates the maximum number of mantissa digits when a long double type floating-point value is represented in the radix. |

| Type | Definition Name | Definition Value | Description |
|---------------------|----------------------|------------------------|--|
| Constant (macro) | FLT_EXP_DIG | 8 | Indicates the maximum number of exponent digits when a float type floating-point value is represented in the radix. |
| | DBL_EXP_DIG | 11 | Indicates the maximum number of exponent digits when a double type floating-point value is represented in the radix. |
| | LDBL_EXP_DIG | 11 | Indicates the maximum number of exponent digits when a long double type floating-point value is represented in the radix. |
| | FLT_POS_EPS | 5.9604648328104311e-8F | Indicates the minimum floating-point value x for which $1.0 + x \neq 1.0$ in float type. |
| | DBL_POS_EPS | 1.1102230246251567e-16 | Indicates the minimum floating-point value x for which $1.0 + x \neq 1.0$ in double type. |
| | LDBL_POS_EPS | 1.1102230246251567e-16 | Indicates the minimum floating-point value x for which $1.0 + x \neq 1.0$ in long double type. |
| | FLT_NEG_EPS | 2.9802324164052156e-8F | Indicates the minimum floating-point value x for which $1.0 - x \neq 1.0$ in float type. |
| | DBL_NEG_EPS | 5.5511151231257834e-17 | Indicates the minimum floating-point value x for which $1.0 - x \neq 1.0$ in double type. |
| | LDBL_NEG_EPS | 5.5511151231257834e-17 | Indicates the minimum floating-point value x for which $1.0 - x \neq 1.0$ in long double type. |
| | FLT_POS_EPS_ EXP | -23 | Indicates the minimum integer n for which $1.0 + (\text{radix})^n \neq 1.0$ in float type. |
| | DBL_POS_EPS_ EXP | -52 | Indicates the minimum integer n for which $1.0 + (\text{radix})^n \neq 1.0$ in double type. |
| | LDBL_POS_EPS_ EXP | -52 | Indicates the minimum integer n for which $1.0 + (\text{radix})^n \neq 1.0$ in long double type. |
| | FLT_NEG_EPS_ EXP | -24 | Indicates the minimum integer n for which $1.0 - (\text{radix})^n \neq 1.0$ in float type. |

| Type | Definition Name | Definition Value | Description |
|---------------------|----------------------|------------------|---|
| Constant (macro) | DBL_NEG_EPS_ EXP | -53 | Indicates the minimum integer n for which $1.0 - (\text{radix})^n \neq 1.0$ in double type. |
| | LDBL_NEG_EPS_ EXP | -53 | Indicates the minimum integer n for which $1.0 - (\text{radix})^n \neq 1.0$ in long double type. |
| | DECIMAL_DIG | 10 | Indicates the maximum number of digits of a floating-point value represented in decimal precision. |
| | FLT_EPSILON | 1E-5 | Indicates the difference between 1 and the minimum value greater than 1 that can be represented in float type. |
| | DBL_EPSILON | 1E-9 | Indicates the difference between 1 and the minimum value greater than 1 that can be represented in double type. |
| | LDBL_EPSILON | 1E-9 | Indicates the difference between 1 and the minimum value greater than 1 that can be represented in long double type. |

(6) <limits.h>

Defines various limits relating to the internal representation of integer type data.
 The following macro names are all implementation-defined.

| Type | Definition Name | Definition Value | Description |
|---------------------|-----------------|---------------------------------------|--|
| Constant (macro) | CHAR_BIT | 8 | Indicates the number of bits in a char type value. |
| | CHAR_MAX | 127 255* ¹ | Indicates the maximum value that can be represented by a char type variable. |
| | CHAR_MIN | -128 0* ¹ | Indicates the minimum value that can be represented by a char type variable. |
| | SCHAR_MAX | 127 | Indicates the maximum value that can be represented by a signed char type variable. |
| | SCHAR_MIN | -128 | Indicates the minimum value that can be represented by a signed char type variable. |
| | UCHAR_MAX | 255U | Indicates the maximum value that can be represented by an unsigned char type variable. |
| | SHRT_MAX | 32767 | Indicates the maximum value that can be represented by a short type variable. |
| | SHRT_MIN | -32768 | Indicates the minimum value that can be represented by a short type variable. |
| | USHRT_MAX | 65535U | Indicates the maximum value that can be represented by an unsigned short type variable. |
| | INT_MAX | 2147483647 32767* ² | Indicates the maximum value that can be represented by an int type variable. |
| | INT_MIN | -2147483647-1 -32768* ² | Indicates the minimum value that can be represented by an int type variable. |
| | UINT_MAX | 4294967295U 65535U* ² | Indicates the maximum value that can be represented by an unsigned int type variable. |

| Type | Definition Name | Definition Value | Description |
|---------------------|-----------------|--------------------------------|--|
| Constant (macro) | LONG_MAX | 217483647L | Indicates the maximum value that can be represented by a long type variable. |
| | LONG_MIN | -2147483647L-1L | Indicates the minimum value that can be represented by a long type variable. |
| | ULONG_MAX | 4294967295U | Indicates the maximum value that can be represented by an unsigned long type variable. |
| | LLONG_MAX | 9223372036854775807LL | Indicates the maximum value that can be represented by a long long type variable. |
| | LLONG_MIN | -9223372036854775807LL -1LL | Indicates the minimum value that can be represented by a long long type variable. |
| | ULLONG_MAX | 18446744073709551615ULL | Indicates the maximum value that can be represented by an unsigned long long type variable. |

- Notes:
1. Indicates the value that can be represented by a variable when the **signed_char** option is specified.
 2. Indicates the value that can be represented by a variable when the **int_to_short** option is specified.

(7) <errno.h>

Defines the value to be set in **errno** when an error is generated in a library function.
 The following macro names are all implementation-defined.

| Type | Definition Name | Description |
|---------------------|-----------------|--|
| Variable (macro) | errno | int type variable. An error number is set when an error is generated in a library function. |
| Constant (macro) | ERANGE | Refer to section 11.3, Standard Library Error Messages. |
| | EDOM | |
| | ESTRN | |
| | PTRERR | |
| | ECBASE | |
| | ETLN | |
| | EEXP | |
| | EEXPN | |
| | EFLOATO | |
| | EFLOATU | |
| | EDBLO | |
| | EDBLU | |
| | ELDBLO | |
| | ELDBLU | |
| | NOTOPN | |
| | EBADF | |
| | ECSPEC | |
| | EFIXEDO | |
| | EFIXEDU | |
| | EACCUMO | |
| EACCUMU | | |
| EILSEQ | | |

(8) <math.h>

Performs various mathematical operations.

The following constants (macros) are all implementation-defined.

| Type | Definition Name | Description | |
|---------------------|---|--|--|
| Constant (macro) | EDOM | Indicates the value to be set in errno if the value of a parameter input to a function is outside the range of values defined in the function. | |
| | ERANGE | Indicates the value to be set in errno if the result of a function cannot be represented as a double type value, or if an overflow or an underflow occurs. | |
| | HUGE_VAL HUGE_VALF HUGE_VALL | Indicates the value for the function return value if the result of a function overflows. | |
| | INFINITY | Expanded to a float -type constant expression that represents positive or unsigned infinity. | |
| | NAN | Defined when float -type qNaN is supported. | |
| | FP_INFINITE FP_NAN FP_NORMAL FP_SUBNORMAL FP_ZERO | These indicate exclusive types of floating-point values. | |
| | FP_FAST_FMA FP_FAST_FMAF FFP_FAST_FMAFL | Defined when the Fma function is executed at the same or higher speed than a multiplication and an addition with double -type operands. | |
| | FP_ILOGB0 FP_ILOGBNAN | These are expanded to an integer constant expression of the value returned by ilogb when they are 0 or not-a-number, respectively. | |
| | MATH_ERRNO MATH_ERREXCEPT | These are expanded to integer constants 1 and 2, respectively. | |
| | math_errhandling | Expanded to an int -type expression whose value is a bitwise logical OR of MATH_ERRNO and MATH_ERREXCEPT . | |
| | Type | float_t | These are floating-point types having the same width as float and double , respectively. |
| | | double_t | |

| Type | Definition Name | Description |
|---------------------|---|--|
| Function (macro) | fpclassify | Classifies argument values into not-a-number, infinity, normalized number, denormalized number, and 0. |
| | isfinite | Determines whether the argument is a finite value. |
| | isinf | Determines whether the argument is infinity. |
| | isnan | Determines whether the argument is a not-a-number. |
| | isnormal | Determines whether the argument is a normalized number. |
| | signbit | Determines whether the sign of the argument is negative. |
| | isgreater | Determines whether the first argument is greater than the second argument. |
| | isgreaterequal | Determines whether the first argument is equal to or greater than the second argument. |
| | isless | Determines whether the first argument is smaller than the second argument. |
| | islessequal | Determines whether the first argument is equal to or smaller than the second argument. |
| | islessgreater | Determines whether the first argument is smaller or greater than the second argument. |
| Isunordered | Determines whether the arguments are not ordered. | |
| Function | acos | Calculates the arc cosine of a floating-point number. |
| | acosf | |
| | acosl | |
| | asin | Calculates the arc sine of a floating-point number. |
| | asinf | |
| | asinl | |
| | atan | Calculates the arc tangent of a floating-point number. |
| | atanf | |
| | atanl | |
| | atan2 | Calculates the arc tangent of the result of a division of two floating-point numbers. |
| | atan2f | |
| | atan2l | |
| | cos | Calculates the cosine of a floating-point radian value. |
| | cosf | |
| | cosl | |

| Type | Definition Name | Description |
|----------|-----------------|--|
| Function | sin | Calculates the sine of a floating-point radian value. |
| | sinf | |
| | sinl | |
| | tan | Calculates the tangent of a floating-point radian value. |
| | tanf | |
| | tanl | |
| | cosh | Calculates the hyperbolic cosine of a floating-point number. |
| | coshf | |
| | coshl | |
| | sinh | Calculates the hyperbolic sine of a floating-point number. |
| | sinhf | |
| | sinhl | |
| | tanh | Calculates the hyperbolic tangent of a floating-point number. |
| | tanhf | |
| | tanhl | |
| | exp | Calculates the exponential function of a floating-point number. |
| | expf | |
| | expl | |
| | frexp | Breaks a floating-point number into a [0.5, 1.0) value and a power of 2. |
| | frexpf | |
| | frexpl | |
| | ldexp | Multiplies a floating-point number by a power of 2. |
| | ldexpf | |
| | ldexpl | |
| | log | Calculates the natural logarithm of a floating-point number. |
| | logf | |
| | logl | |
| | log10 | Calculates the base-ten logarithm of a floating-point number. |
| | log10f | |
| | log10l | |

| Type | Definition Name | Description |
|----------|-----------------|---|
| Function | modf | Breaks a floating-point number into integral and fractional parts. |
| | modff | |
| | modfl | |
| | pow | Calculates a power of a floating-point number. |
| | powf | |
| | powl | |
| | sqrt | Calculates the positive square root of a floating-point number. |
| | sqrtf | |
| | sqrtl | |
| | ceil | Calculates the smallest integral value not less than or equal to the given floating-point number. |
| | ceilf | |
| | ceill | |
| | fabs | Calculates the absolute value of a floating-point number. |
| | fabsf | |
| | fabsl | |
| | floor | Calculates the largest integral value not greater than or equal to the given floating-point number. |
| | floorf | |
| | floorl | |
| | fmod | Calculates the remainder of a division of two floating-point numbers. |
| | fmodf | |
| | fmodl | |
| | acosh | Calculates the hyperbolic arc cosine of a floating-point number. |
| | acoshf | |
| | acoshl | |
| | asinh | Calculates the hyperbolic arc sine of a floating-point number. |
| | asinhf | |
| | asinhf | |
| | atanh | Calculates the hyperbolic arc tangent of a floating-point number. |
| | atanhf | |
| | atanhl | |

| Type | Definition Name | Description |
|----------|-----------------|--|
| Function | exp2 | Calculates the value of 2 raised to the power x . |
| | exp2f | |
| | exp2l | |
| | expm1 | Calculates the natural logarithm raised to the power x and subtracts 1 from the result. |
| | expm1f | |
| | expm1l | |
| | ilogb | Extracts the exponent of x as a signed int value. |
| | ilogbf | |
| | ilogbl | |
| | log1p | Calculates the natural logarithm of the argument + 1. |
| | log1pf | |
| | log1pl | |
| | log2 | Calculates the base-2 logarithm. |
| | log2f | |
| | log2l | |
| | logb | Extracts the exponent of x as a signed integer. |
| | logbf | |
| | logbl | |
| | scalbn | Calculates $x \times \text{FLT_RADIX}^n$. |
| | scalbnf | |
| | scalbnl | |
| | scalbln | |
| | scalblnf | |
| | scalblnl | |
| | cbrt | Calculates the cube root of a floating-point number. |
| | cbrtf | |
| | cbrtl | |
| | hypot | Raises each floating-point number to the power 2 and calculates the sum of the resultant values. |
| | hypotf | |
| | hypotl | |

| Type | Definition Name | Description |
|----------|-----------------|--|
| Function | erf | Calculates the error function. |
| | erff | |
| | erfl | |
| | erfc | Calculates the complementary error function. |
| | erfcf | |
| | erfcl | |
| | lgamma | Calculates the natural logarithm of the absolute value of the gamma function. |
| | lgammaf | |
| | lgammal | |
| | tgamma | Calculates the gamma function. |
| | tgammaf | |
| | tgammal | |
| | nearbyint | Rounds a floating-point number to an integer in the floating-point representation according to the current rounding direction. |
| | nearbyintf | |
| | nearbyintl | |
| | rint | Equivalent to nearbyint except that this function group may generate floating-point exception. |
| | rintf | |
| | rintl | |
| | lrint | Rounds a floating-point number to the nearest integer according to the rounding direction. |
| | lrintf | |
| | lrintl | |
| | llrint | |
| | llrintf | |
| | llrintl | |
| | round | Rounds a floating-point number to the nearest integer in the floating-point representation. |
| | roundf | |
| | roundl | |

| Type | Definition Name | Description |
|----------|-----------------|--|
| Function | lround | Rounds a floating-point number to the nearest integer. |
| | lroundf | |
| | lroundl | |
| | llround | |
| | llroundf | |
| | llroundl | |
| Function | trunc | Rounds a floating-point number to the nearest integer. |
| | truncf | |
| | truncl | |
| Function | remainder | Calculates remainder x REM y specified in the IEEE60559 standard. |
| | remainderf | |
| | remainderl | |
| Function | remquo | Calculates the value having the same sign as x/y and the absolute value congruent modulo-2 ⁿ to the absolute value of the quotient. |
| | remquof | |
| | remquol | |
| Function | copysign | Generates a value consisting of the given absolute value and sign. |
| | copysignf | |
| | copysignl | |
| Function | nan | nan("n string") is equivalent to ("NAN(n string)", (char**) NULL) . |
| | nanf | |
| | nanl | |
| Function | nextafter | Converts a floating-point number to the type of the function and calculates the representable value following the converted number on the real axis. |
| | nextafterf | |
| | nextafterl | |
| Function | nexttoward | Equivalent to the nextafter function group except that the second argument is of type long double and returns the second argument after conversion to the type of the function. |
| | nexttowardf | |
| | nexttowardl | |
| Function | fdim | Calculates the positive difference. |
| | fdimf | |
| | fdiml | |

| Type | Definition Name | Description |
|----------|-----------------|--|
| Function | fmax | Obtains the greater of two values. |
| | fmaxf | |
| | fmaxl | |
| | fmin | Obtains the smaller of two values. |
| | fminf | |
| | fminl | |
| | fma | Calculates $(d1 * d2) + d3$ as a single ternary operation. |
| | fmaf | |
| | fmal | |

Operation in the event of an error is described below.

(1) Domain error

A domain error occurs if the value of a parameter input to a function is outside the domain over which the mathematical function is defined. In this case, the value of **EDOM** is set in **errno**. The function return value is implementation-defined.

(2) Range error

A range error occurs if the result of a function cannot be represented as a value of the double type. In this case, the value of **ERANGE** is set in **errno**. If the result overflows, the function returns the value of **HUGE_VAL**, **HUGE_VALF**, or **HUGE_VALL** with the same sign as the correct value of the function. If the result underflows, 0 is returned as the return value.

Notes: 1. If there is a possibility of a domain error resulting from a **<math.h>** function call, it is dangerous to use the resultant value directly. The value of **errno** should always be checked before using the result in such cases.

Example:

```
.  
. .  
. .  
1  x=asin(a);  
2  if (errno==EDOM)  
3      printf ("error\n");  
4  else  
5      printf ("result is : %lf\n",x);  
. . .
```

In line 1, the arc sine value is computed using the **asin** function. If the value of argument **a** is outside the **asin** function domain $[-1.0, 1.0]$, the **EDOM** value is set in **errno**. Line 2 determines whether a domain error has occurred. If a domain error has occurred, **error** is output in line 3. If there is no domain error, the arc sine value is output in line 5.

2. Whether or not a range error occurs depends on the internal representation format of floating-point types determined by the compiler. For example, if an internal representation format that allows an infinity to be represented as a value is used, **<math.h>** library functions can be implemented without causing range errors.

Implementation-Defined Specifications

| Item | Compiler Specifications |
|---|---|
| Value returned by a mathematical function if an input argument is out of the range | A not-a-number is returned. For details on the format of not-a-numbers, refer to section 9.1.3, Floating-Point Number Specifications. |
| Whether errno is set to the value of macro ERANGE if an underflow error occurs in a mathematical function | Not specified |
| Whether a range error occurs if the second argument in the fmod function is 0 | A range error occurs. |

double acos (double d)

float acosf (float d)

long double acosl (long double d)

Arc Cosine

Description: Calculates the arc cosine of a floating-point number.

Header file: <math.h>

Return values: Normal: Arc cosine of **d**
 Abnormal: Domain error: Returns not-a-number.

Parameters: **d** Floating-point number for which arc cosine is to be computed

Example:

```
#include <math.h>
double d, ret;
ret=acos(d);
```

Error conditions: A domain error occurs for a value of **d** not in the range [-1.0, +1.0].

Remarks: The **acos** function returns the arc cosine in the range [0, π] by the radian.

double asin (double d)
float asinf (float d)
long double asinl (long double) Arc Sine

Description: Calculates the arc sine of a floating-point number.

Header file: <math.h>

Return values: Normal: Arc sine of **d**
Abnormal: Domain error: Returns not-a-number.

Parameters: **d** Floating-point number for which arc sine is to be computed

Example:

```
#include <math.h>
double d, ret;
ret=asin(d);
```

Error conditions: A domain error occurs for a value of **d** not in the range $[-1.0, +1.0]$.

Remarks: The **asin** function returns the arc sine in the range $[-\pi/2, +\pi/2]$ by the radian.

double atan (double d)
float atanf (float d)
long double atanl (long double d) Arc Tangent

Description: Calculates the arc tangent of a floating-point number.

Header file: <math.h>

Return values: Arc tangent of **d**

Parameters: **d** Floating-point number for which arc tangent is to be computed

Example:

```
#include <math.h>
double d, ret;
ret=atan(d);
```

Remarks: The **atan** function returns the arc tangent in the range $(-\pi/2, +\pi/2)$ by the radian.

double atan2 (double y, double x)

float atan2f (float y, float x)

long double atan2l (long double y, long double x)

Arc Tangent after Division

Description: Calculates the arc tangent of the division of two floating-point numbers.

Header file: <math.h>

Return values: Normal: Arc tangent value when **y** is divided by **x**
Abnormal: Domain error: Returns not-a-number.

Parameters: **x** Divisor
y Dividend

Example:

```
#include <math.h>
double x, y, ret;
ret=atan2(y, x);
```

Error conditions: A domain error occurs if the values of both **x** and **y** are 0.0.

Remarks: The **atan2** function returns the arc tangent in the range $(-\pi, +\pi)$ by the radian. The meaning of the **atan2** function is illustrated in figure 9.4. As shown in the figure, the result of the **atan2** function is the angle between the X-axis and a straight line passing through the origin and point (**x**, **y**).

If **y** = 0.0 and **x** is negative, the result is π . If **x** = 0.0, the result is $\pm\pi/2$, depending on whether **y** is positive or negative.

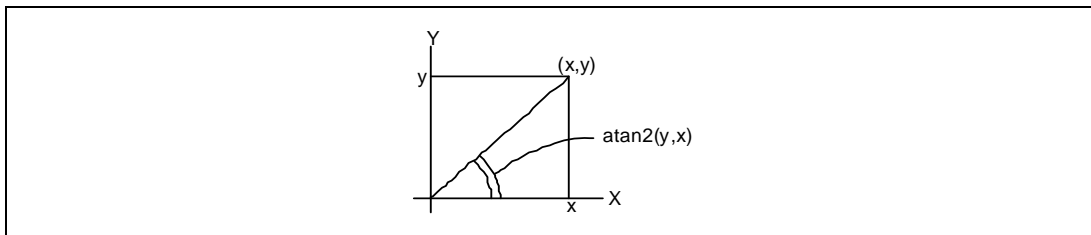


Figure 9.4 Meaning of atan2 Function

double cos (double d)
float cosf (float d)
long double cosl (long double d) Cosine

Description: Calculates the cosine of a floating-point radian value.

Header file: <math.h>

Return values: Cosine of **d**

Parameters: **d** Radian value for which cosine is to be computed

Example:

```
#include <math.h>
double d, ret;
ret=cos(d);
```

double sin (double d)
float sinf (float d)
long double sinl (long double d) Sine

Description: Calculates the sine of a floating-point radian value.

Header file: <math.h>

Return values: Sine of **d**

Parameters: **d** Radian value for which sine is to be computed

Example:

```
#include <math.h>
double d, ret;
ret=sin(d);
```

double tan (double d)
float tanf (float d)
long double tanl (long double d) Tangent

Description: Calculates the tangent of a floating-point radian value.

Header file: <math.h>

Return values: Tangent of **d**

Parameters: **d** Radian value for which tangent is to be computed

Example:

```
#include <math.h>
double d, ret;
ret=tan(d);
```

double cosh (double d)
float coshf (float d)
long double coshl (long double d) Hyperbolic Cosine

Description: Calculates the hyperbolic cosine of a floating-point number.

Header file: <math.h>

Return values: Hyperbolic cosine of **d**

Parameters: **d** Floating-point number for which hyperbolic cosine is to be computed

Example:

```
#include <math.h>
double d, ret;
ret=cosh(d);
```

double sinh (double d)

float sinhf (float d)

long double sinhl (long double d)

Hyperbolic Sine

Description: Calculates the hyperbolic sine of a floating-point number.

Header file: <math.h>

Return values: Hyperbolic sine of **d**

Parameters: **d** Floating-point number for which hyperbolic sine is to be computed

Example:

```
#include <math.h>
double d, ret;
ret=sinh(d);
```

double tanh (double d)

float tanhf (float d)

long double tanhl (long double d)

Hyperbolic Tangent

Description: Calculates the hyperbolic tangent of a floating-point number.

Header file: <math.h>

Return values: Hyperbolic tangent of **d**

Parameters: **d** Floating-point number for which hyperbolic tangent is to be computed

Example:

```
#include <math.h>
double d, ret;
ret=tanh(d);
```

double exp (double d)

float expf (float d)

long double expl (long double d)

Exponential Function

Description: Calculates the exponential function of a floating-point number.

Header file: <math.h>

Return values: Exponential function value of **d**

Parameters: **d** Floating-point number for which exponential function is to be computed

Example:

```
#include <math.h>
double d, ret;
ret=exp(d);
```

| | |
|--|--|
| double frexp (double value, double long *exp) | Breaking Floating-Point Number into Mantissa and Exponent |
| float frexpf (float value, long * exp) | |
| long double frexpl (long double value, long *exp) | |

Description: Breaks a floating-point number into a [0.5, 1.0) value and a power of 2.

Header file: <math.h>

Return values: If **value** is 0.0: 0.0
If **value** is not 0.0: Value of **ret** defined by $ret * 2^{\text{value pointed to by } exp} = \text{value}$

Parameters: **value** Floating-point number to be broken into a [0.5, 1.0) value and a power of 2
exp Pointer to storage area that holds power-of-2 value

Example:

```
#include <math.h>
double ret, value;
long *exp;
ret=frexpf(value, exp);
```

Remarks: The **frexp** function breaks **value** into a [0.5, 1.0) value and a power of 2. It stores the resultant power-of-2 value in the area pointed to by **exp**.

The **frexp** function returns the return value **ret** in the range [0.5, 1.0) or as 0.0.

If **value** is 0.0, the contents of the **int** storage area pointed to by **exp** and the value of **ret** are both 0.0.

double log10 (double d)
float log10f(float d)
long double log10l(long double d) Base-Ten Logarithm

Description: Calculates the base-ten logarithm of a floating-point number.

Header file: <math.h>

Return values: Normal: Base-ten logarithm of **d**
Abnormal: Domain error: Returns not-a-number.

Parameters: **d** Floating-point number for which base-ten logarithm is to be computed

Example:

```
#include <math.h>
double d, ret;
ret=log10(d);
```

Error conditions: A domain error occurs if **d** is negative.
A range error occurs if **d** is 0.0.

double modf (double a, double*b)
float modff (float a, float *b) Breaking Floating-Point Number
long double modfl (long double a, long double *b) into Integral and Fractional Parts

Description: Breaks a floating-point number into integral and fractional parts.

Header file: <math.h>

Return values: Fractional part of **a**

Parameters: **a** Floating-point number to be broken into integral and fractional parts
b Pointer indicating storage area that stores integral part

Example:

```
#include <math.h>
double a, *b, ret;
ret=modf(a, b);
```

double pow (double x, double y)

float powf (float x, float y)

long double powl (long double x, long double y) Power of Floating-Point Number

Description: Calculates a power of floating-point number.

Header file: <math.h>

Return values: Normal: Value of **x** raised to the power **y**
Abnormal: Domain error: Returns not-a-number.

Parameters: **x** Value to be raised to a power
y Power value

Example:

```
#include <math.h>
double x, y, ret;
ret=pow(x, y);
```

Error conditions: A domain error occurs if **x** is 0.0 and **y** is 0.0 or less, or if **x** is negative and **y** is not an integer.

double sqrt (double d)

float sqrtf (float d)

long double sqrtl (long double d) Square Root

Description: Calculates the positive square root of a floating-point number.

Header file: <math.h>

Return values: Normal: Positive square root of **d**
Abnormal: Domain error: Returns not-a-number.

Parameters: **d** Floating-point number for which positive square root is to be computed

Example:

```
#include <math.h>
double d, ret;
ret=sqrt(d);
```

Error conditions: A domain error occurs if **d** is negative.

double ceil (double d)

float ceilf (float d)

long double ceill (long double d)

Rounding Up

Description: Returns the smallest integral value not less than or equal to the given floating-point number.

Header file: <math.h>

Return values: Smallest integral value not less than or equal to **d**

Parameters: **d** Floating-point number for which smallest integral value not less than that number is to be computed

Example:

```
#include <math.h>
double d, ret;
ret=ceil(d);
```

Remarks: The **ceil** function returns the smallest integral value not less than or equal to **d**, expressed as a **double** type value. Therefore, if **d** is negative, the value after truncation of the fractional part is returned.

double fabs (double d)

float fabsf (float d)

long double fabsl (long double d)

Absolute Value

Description: Calculates the absolute value of a floating-point number.

Header file: <math.h>

Return values: Absolute value of **d**

double floor (double d)

float floorf (float d)

long double floorl (long double d)

Truncation

Description: Returns the largest integral value not greater than or equal to the given floating-point number.

Header file: <math.h>

Return values: Largest integral value not greater than or equal to **d**

Parameters: **d** Floating-point number for which largest integral value not greater than that number is to be computed

Example:

```
#include <math.h>
double d, ret;
ret=floor(d);
```

Remarks: The **floor** function returns the largest integral value not greater than or equal to **d**, expressed as a **double** type value. Therefore, if **d** is negative, the value after rounding-up of the fractional part is returned.

double fmod (double x, double y)

float fmodf (float x, float y)

long double fmodl (long double x, long double y)

Remainder

Description: Calculates the remainder of a division of two floating-point numbers.

Header file: <math.h>

Return values: When **y** is 0.0: **x**
When **y** is not 0.0: Remainder of division of **x** by **y**

Parameters: **x** Dividend
y Divisor

Example:

```
#include <math.h>
double x, y, ret;
ret=fmod(x, y);
```

Remarks: In the **fmod** function, the relationship between parameters **x** and **y** and return value **ret** is as follows:

$x = y * i + \text{ret}$ (where **i** is an integer)

The sign of return value **ret** is the same as the sign of **x**.

If the quotient of **x/y** cannot be represented, the value of the result is not guaranteed.

double acosh(double d)
float acoshf(float d)
long double acoshl(long double d) Hyperbolic Arc Cosine

Description: Calculates the hyperbolic arc cosine of a floating-point number.

Header file: <math.h>

Return values: Normal: Hyperbolic arc cosine of **d**
Abnormal: Domain error: Returns **NaN**.

Parameters: **d** Floating-point number for which hyperbolic arc cosine is to be computed

Example:

```
#include <math.h>
double d, ret;
ret=acosh(d);
```

Error conditions: A domain error occurs when **d** is smaller than 1.0.

Remarks: The **acosh** function returns the hyperbolic arc cosine in the range $[0, +\infty]$.

double asinh(double d)
float asinhf(float d)
long double asinhl(long double d) Hyperbolic Arc Sine

Description: Calculates the hyperbolic arc sine of a floating-point number.

Header file: <math.h>

Return values: Hyperbolic arc sine of **d**

Parameters: **d** Floating-point number for which hyperbolic arc sine is to be computed

Example:

```
#include <math.h>
double d, ret;
ret=asinh(d);
```

double atanh(double d)

float atanhf(float d)

long double atanhf(long double d)

Hyperbolic Arc Tangent

Description: Calculates the hyperbolic arc tangent of a floating-point number.

Header file: <math.h>

Return values: Normal: Hyperbolic arc tangent of **d**
Abnormal: Domain error: Returns **HUGE_VAL**, **HUGE_VALF**,
or **HUGE_VALL** depending on the function.
Range error: Returns not-a-number.

Parameters: **d** Floating-point number for which hyperbolic arc tangent is
to be computed

Example:

```
#include <math.h>
double d, ret;
ret=atanh(d);
```

Error conditions: A domain error occurs for a value of **d** not in the range $[-1, +1]$. A range error may occur for a value of **d** equal to -1 or 1 .

double exp2(double d)

float exp2f(float d)

long double exp2l(long double d)

Exponential Function

Description: Calculates the value of 2 raised to the power **d**.

Header file: <math.h>

Return values: Normal: Exponential function value of 2
Abnormal: Range error: Returns 0, or returns +**HUGE_VAL**,
+**HUGE_VALF**, or +**HUGE_VALL** depending on
the function

Parameters: **d** Floating-point number for which exponential function is to be
computed

Example:

```
#include <math.h>
double d, ret;
ret=exp2(d);
```

Error conditions: A range error occurs if the absolute value of **d** is too large.

double expm1(double d)

float expm1f(float d)

long double expm1l(long double d)

Logarithm

Description: Calculates the value of natural logarithm base **e** raised to the power **d** and subtracts 1 from the result.

Header file: <math.h>

Return values: Normal: Value obtained by subtracting 1 from natural logarithm base **e** raised to the power **d**

Abnormal: Range error: Returns **-HUGE_VAL**, **-HUGE_VALF**, or **-HUGE_VALL** depending on the function.

Parameters: **d** Power value to which natural logarithm base **e** is to be raised

Example:

```
#include <math.h>
double d, ret;
ret=expm1(d);
```

Error conditions: A range error occurs if **d** is too large.

Remarks: **expm1(d)** provides more accurate calculation than **exp(x) – 1** even when **d** is near to 0.

long ilogb(double d)
long ilogbf(float d)
long ilogbl(long double d)

Extracting Exponent

Description: Extracts the exponent of **d**.

Header file: <math.h>

Return values: Normal: Exponential function value of **d**
d is ∞ : **INT_MAX**
d is not-a-number: **FP_ILOGBNAN**
d is 0: **FP_ILOGBNAN**
Abnormal: **d** is 0 and a range error has occurred: **FP_ILOGB0**

Parameters: **d** Value of which exponent is to be extracted

Example:

```
#include <math.h>
double d;
int ret;
ret = ilogb(d);
```

Error conditions: A range error may occur if **d** is 0.

double log1p(double d)

float log1pf(float d)

long double log1pl(long double d)

Logarithm

Description: Calculates the natural logarithm (base e) of **d** + 1.

Header file: <math.h>

Return values: Normal: Natural logarithm of **d** + 1
Abnormal: Domain error: Returns not-a-number.
Range error: Returns **-HUGE_VAL**, **-HUGE_VALF**,
or **-HUGE_VALL** depending on the function.

Parameters: **d** Value for which the natural logarithm of this parameter + 1 is to be computed

Example:

```
#include <math.h>
double d;
double ret;
ret = log1p(d);
```

Error conditions: A domain error occurs if **d** is smaller than -1.
A range error occurs if **d** is -1.

Remarks: **log1p(d)** provides more accurate calculation than **log(1+d)** even when **d** is near to 0.

double log2(double d)

float log2f(float d)

long double log2l(long double d)

Logarithm

Description: Calculates the base-2 logarithm of **d**.

Header file: <math.h>

Return values: Normal: Base-2 logarithm of **d**
Abnormal: Domain error: Returns not-a-number.

Parameters: **d** Value of which logarithm is to be calculated

Example:

```
#include <math.h>
double d;
int ret;
ret = log2(d);
```

Error conditions: A domain error occurs if **d** is a negative value.

double logb(double d)

float logbf(float d)

long double logbl(long double d)

Extracting Exponent

Description: Extracts the exponent of **d** in internal floating-point representation, as a floating-point value.

Header file: <math.h>

Return values: Normal: Signed exponent of **d**
Abnormal: Range error: Returns **-HUGE_VAL**, **-HUGE_VALF**,
or **-HUGE_VALL** depending on the function.

Parameters: **d** Value of which exponent is to be extracted

Example:

```
#include <math.h>
double d, ret;
ret = logb(d);
```

Error conditions: A range error may occur if **d** is 0.

Remarks: **d** is always assumed to be normalized.

double cbrt(double d)
float cbrtf(float d)
long double cbrtl(long double d) Cube Root

Description: Calculates the cube root of a floating-point number.

Header file: <math.h>

Return values: Cube root of **d**

Parameters: **d** Value for which a cube root is to be computed

Example:

```
#include <math.h>
double d, ret;
ret = cbrt(d);
```

double hypot(double d, double e)
float hypotf(float d, double e)
long double hypotl(long double d, double e) Euclidean Distance

Description: Calculates the square root of the sum of floating-point numbers raised to the power 2.

Header file: <math.h>

Return values: Normal: Square root function value of sum of **d** raised to the power 2 and **e** raised to the power 2
Abnormal: Range error: Returns **HUGE_VAL**, **HUGE_VALF**, or **HUGE_VALL** depending on the function.

Parameters: **d** Values for which the square root of the sum of these values raised to the power 2 is to be computed
e

Example:

```
#include <math.h>
double d, e, ret;
ret = hypot(d, e);
```

Error conditions: A range error may occur if the result overflows.

double erf(double d)

float erff(float d)

long double erfl(long double d)

Error

Description: Calculates the error function value of a floating-point number.

Header file: <math.h>

Return values: Error function value of **d**

Parameters: **d** Value for which the error function value is to be computed

Example:

```
#include <math.h>
double d, ret;
ret = erf(d);
```

double erfc(double d)

float erfcf(float d)

long double erfcl(long double d)

Complementary Error

Description: Calculates the complementary error function value of a floating-point number.

Header file: <math.h>

Return values: Complementary error function value of **d**

Parameters: **d** Value for which the complementary error function value is to be computed

Example:

```
#include <math.h>
double d, ret;
ret = erfc(d);
```

Error conditions: A range error occurs if the absolute value of **d** is too large.

double lgamma(double d)

float lgammaf(float d)

long double lgammal(long double d)

Logarithm of Gamma Function

Description: Calculates the logarithm of the gamma function of a floating-point number.

Header file: <math.h>

Return values: Normal: Logarithm of gamma function of **d**
Abnormal: Domain error: Returns **HUGE_VAL**, **HUGE_VALF**, or **HUGE_VALL** with the mathematically correct sign.
Range error: Returns **+HUGE_VAL**, **+HUGE_VALF**, or **+HUGE_VALL**.

Parameters: **d** Value for which the logarithm of the gamma function is to be computed

Example:

```
#include <math.h>
double d, ret;
ret = lgamma(d);
```

Error conditions: A range error is set if the absolute value of **d** is too large or small.
A domain error occurs if **d** is a negative integer or 0 and the calculation result is not representable.

double tgamma(double d)

float tgammaf(float d)

long double tgammal(long double d)

Gamma

Description: Calculates the gamma function of a floating-point number.

Header file: <math.h>

Return values: Normal: Gamma function value of **d**
Abnormal: Domain error: Returns **HUGE_VAL**, **HUGE_VALF**,
or **HUGE_VALL** with the same sign as that of **d**.
Range error: Returns 0, or returns **+HUGE_VAL**,
+HUGE_VALF, or **+HUGE_VALL** with the mathematically
correct sign depending on the function.

Parameters: **d** Value for which the gamma function value is to be computed

Example:

```
#include <math.h>
double d, ret;
ret = tgamma(d);
```

Error conditions: A range error is set if the absolute value of **d** is too large or small.
A domain error occurs if **d** is a negative integer or 0 and the calculation result
is not representable.

double nearbyint(double d)

float nearbyintf(float d)

long double nearbyintl(long double d)

Conversion to Integer

Description: Rounds a floating-point number to an integer in the floating-point representation according to the current rounding direction.

Header file: <math.h>

Return values: **d** rounded to an integer in the floating-point format

Parameters: **d** Value to be rounded to an integer in the floating-point format

Example:

```
#include <math.h>
double d, ret;
ret = nearbyint(d);
```

Remarks: The **nearbyint** function group does not generate "inexact" floating-point exceptions.

double rint(double d)

float rintf(float d)

long double rintl(long double d)

Conversion to Integer

Description: Rounds a floating-point number to an integer in the floating-point representation according to the current rounding direction.

Header file: <math.h>

Return values: **d** rounded to an integer in the floating-point format

Parameters: **d** Value to be rounded to an integer in the floating-point format

Example:

```
#include <math.h>
double d, ret;
ret = rint(d);
```

Remarks: The **rint** function group differs from the **nearbyint** function group only in that the **rint** function group may generate "inexact" floating-point exceptions.

long int lrint(double d)

long int lrintf(float d)

long int lrintl(long double d)

long long int llrint(double d)

long long int llrintf(float d)

long long int llrintl(long double d)

Conversion to Integer

Description: Rounds a floating-point number to the nearest integer according to the current rounding direction.

Header file: <math.h>

Return values: Normal: **d** rounded to an integer
Abnormal: Range error: Returns an undetermined value.

Parameters: d Value to be rounded to an integer

Example:

```
#include <math.h>
double d;
long int ret;
ret = lrint(d);
```

Error conditions: A range error may occur if the absolute value of **d** is too large.

Remarks: The return value is unspecified when the rounded value is not in the range of the return value type.

double round(double d)
float roundf(float d)
long double roundl(long double d)
long int lround(double d)
long int lroundf(float d)
long int lroundl(long double d)
long long int llround (double d)
long long int llroundf(float d)
long long int llroundl(long double d) Conversion to Integer

Description: Rounds a floating-point number to the nearest integer.

Header file: <math.h>

Return values: Normal: **d** rounded to an integer
Abnormal: Range error: Returns an undetermined value.

Parameters: **d** Value to be rounded to an integer

Example:

```
#include <math.h>
double d;
long int ret;
ret = lround(d);
```

Error conditions: A range error may occur if the absolute value of **d** is too large.

Remarks: When **d** is at the midpoint between two integers, the **lround** function group selects the integer farther from 0 regardless of the current rounding direction. The return value is unspecified when the rounded value is not in the range of the return value type.

double trunc(double d)
float truncf(float d)
long double truncf(long double d) Conversion to Integer

Description: Rounds a floating-point number to the nearest integer in the floating-point representation.

Header file: <math.h>

Return values: **d** truncated to an integer in the floating-point format

Parameters: **d** Value to be rounded to an integer in the floating-point representation

Example:

```
#include <math.h>
double d, ret;
ret = trunc(d);
```

Remarks: The **trunc** function group rounds **d** so that the absolute value after rounding is not greater than the absolute value of **d**.

double remainder(double d1, double d2)
float remainderf(float d1, float d2) Floating-Point
long double remainderf(long double d1, long double d2) Remainder Calculation

Description: Calculates the remainder of a division of two floating-point numbers.

Header file: <math.h>

Return values: Remainder of division of **d1** by **d2**

Parameters: **d1** Values for which remainder of a division is to be computed
d2

Example:

```
#include <math.h>
double d1, d2, ret;
ret = remainder(d1, d2);
```

Remarks: The remainder calculation by the **remainder** function group conforms to the IEEE 60559 standard.

| | |
|---|-----------------------|
| double remquo(double d1, double d2, long *q) | |
| float remquof(float d1, float d2, long *q) | Floating-Point |
| long double remquol(long double d1, long double d2, long *q) | Remainder Calculation |

Description: Calculates the remainder of a division of two floating-point numbers.

Header file: <math.h>

Return values: Remainder of division of **d1** by **d2**

Parameters: **d1** Values for which remainder of a division is to be computed
d2
q Value pointing to the location to store the quotient obtained by remainder calculation

Example:

```
#include <math.h>
double d1, d2, ret;
long q;
ret = remquo(d1, d2, &q);
```

Remarks: The value stored in the location indicated by **q** has the same sign as the result of **x/y** and the integral quotient of modulo-2ⁿ **x/y** (**n** is an implementation-defined integer equal to or greater than 3).

double copysign(double d1, double d2)

float copysignf(float d1, float d2)

long double copysignl(long double d1, long double d2)

Sign Copy

Description: Generates a value consisting of the absolute value of **d1** and the sign of **d2**.

Header file: <math.h>

Return values: Normal: Value consisting of absolute value of **d1** and sign of **d2**
Abnormal: Range error: Returns an undetermined value.

Parameters: d1 Value of which absolute value is to be used in the generated value
d2 Value of which sign is to be used in the generated value

Example:

```
#include <math.h>
double d1, d2, ret;
ret = copysign(d1, d2);
```

Remarks: When **d1** is a not-a-number, the **copysign** function group generates a not-a-number with the sign bit of **d2**.

double nan(const char *c)

float nanf(const char *c)

long double nanl(const char *c)

Not-a-Number

Description: Returns not-a-number.

Header file: <math.h>

Return values: **qNaN** with the contents of the location indicated by **c** or 0 (when **qNaN** is not supported)

Parameters: **c** Pointer to a string

Example:

```
#include <math.h>
double ret;
const char *c;
ret = nan(c);
```

Remarks: The **nan("c string")** call is equivalent to **strtod("NaN(c string)", (char**) NULL)**. The **nanf** and **nanl** calls are equivalent to the corresponding **strtof** and **strtold** calls, respectively.

double nextafter(double d1, double d2)

float nextafterf(float d1, float d2)

long double nextafterl(long double d1, long double d2)

Floating-Point Manipulation

Description: Calculates the next floating-point representation following **d1** in the direction to **d2** on the real axis.

Header file: <math.h>

Return values: Normal: Representable floating-point value
Abnormal: Range error: Returns **HUGE_VAL**, **HUGE_VALF**, or **HUGE_VALL** with the mathematically correct sign depending on the function.

Parameters: **d1** Floating-point value on the real axis
d2 Value indicating the direction viewed from **d1**, in which a representable floating-point value is to be found

Example:

```
#include <math.h>
double d1, d2, ret;
ret = nextafter(d1, d2);
```

Error conditions: A range error may occur if **d1** is the maximum finite value that can be represented in its type and the return value is an infinity or cannot be represented in its type.

Remarks: The **nextafter** function group returns **d2** when **d1** is equal to **d2**.

double fdim(double d1, double d2)
float fdimf(float d1, float d2)
long double fdiml(long double d1, long double d2) Positive Difference

Description: Calculates the positive difference between two arguments.

Header file: <math.h>

Return values: Normal: Positive difference between two arguments
Abnormal: Range error: **HUGE_VAL**, **HUGE_VALF**, or **HUGE_VALL**

Parameters: d1 Values of which difference is to be computed
d2

Example:

```
#include <math.h>
double d1, d2, ret;
ret = fdim(d1, d2);
```

Error conditions: A range error may occur if the return value overflows.

double fmax(double d1, double d2)
float fmaxf(float d1, float d2)
long double fmaxl(long double d1, long double d2) Maximum Value

Description: Obtains the greater of two arguments.

Header file: <math.h>

Return values: Greater of two arguments

Parameters: d1 Values to be compared
d2

Example:

```
#include <math.h>
double d1, d2, ret;
ret = fmax(d1, d2);
```

Remarks: The **fmax** function group recognizes a not-a-number as a lack of data. When one argument is a not-a-number and the other is a numeric value, the function returns the numeric value.

double fmin(double d1, double d2)

float fminf(float d1, float d2)

long double fminl(long double d1, long double d2)

Minimum Value

Description: Obtains the smaller of two arguments.

Header file: <math.h>

Return values: Smaller of two arguments

Parameters: d1 Values to be compared
d2

Example:

```
#include <math.h>
double d1, d2, ret;
ret = fmin(d1, d2);
```

Remarks: The **fmin** function group recognizes a not-a-number as a lack of data. When one argument is a not-a-number and the other is a numeric value, the function returns the numeric value.

double fma(double d1, double d2, double d3)

float fmaf(float d1, float d2, float d3)

long double fmal(long double d1, long double d2, long double d3)

Multiply and Add

Description: Calculates $(d1 * d2) + d3$ as a single ternary operation.

Header file: <math.h>

Return values: Result of $(d1 * d2) + d3$ calculated as ternary operation

Parameters: d1, d2, d3 Floating-point values

Example:

```
#include <math.h>
double d1, d2, ret;
ret = fma(d1, d2);
```

Remarks: The **fma** function group performs calculation as if infinite precision is available and rounds the result only one time in the rounding mode indicated by **FLT_ROUNDS**.

(9) <mathf.h>

Performs various mathematical operations.

<mathf.h> declares mathematical functions and defines macros in single-precision format. The mathematical functions and macros used here do not follow the ANSI specifications. Each function receives **float**-type arguments and returns a **float**-type value.

The following constants (macros) are all implementation-defined.

| Type | Definition Name | Description |
|------------------|--|---|
| Constant (macro) | EDOM | Indicates the value to be set in errno if the value of a parameter input to a function is outside the range of values defined in the function. |
| | ERANGE | Indicates the value to be set in errno if the result of a function cannot be represented as a float type value, or if an overflow or an underflow occurs. |
| | HUGE_VALF | Indicates the value for the function return value if the result of a function overflows. |
| Function | acosf | Calculates the arc cosine of a floating-point number. |
| | asinf | Calculates the arc sine of a floating-point number. |
| | atanf | Calculates the arc tangent of a floating-point number. |
| | atan2f | Calculates the arc tangent of the result of a division of two floating-point numbers. |
| | cosf | Calculates the cosine of a floating-point radian value. |
| | sinf | Calculates the sine of a floating-point radian value. |
| | tanf | Calculates the tangent of a floating-point radian value. |
| | coshf | Calculates the hyperbolic cosine of a floating-point number. |
| | sinhf | Calculates the hyperbolic sine of a floating-point number. |
| | tanhf | Calculates the hyperbolic tangent of a floating-point number. |
| | expf | Calculates the exponential function of a floating-point number. |
| | frexpf | Breaks a floating-point number into a [0.5, 1.0) value and a power of 2. |
| | ldexpf | Multiplies a floating-point number by a power of 2. |
| | logf | Calculates the natural logarithm of a floating-point number. |
| | log10f | Calculates the base-ten logarithm of a floating-point number. |
| modff | Breaks a floating-point number into integral and fractional parts. | |

| Type | Definition Name | Description |
|----------|-----------------|---|
| Function | powf | Calculates a power of a floating-point number. |
| | sqrtf | Calculates the positive square root of a floating-point number. |
| | ceilf | Calculates the smallest integral value not less than or equal to the given floating-point number. |
| | fabsf | Calculates the absolute value of a floating-point number. |
| | floorf | Calculates the largest integral value not greater than or equal to the given floating-point number. |
| | fmodf | Calculates the remainder of a division of two floating-point numbers. |

Operation in the event of an error is described below.

(1) Domain error

A domain error occurs if the value of a parameter input to a function is outside the domain over which the mathematical function is defined. In this case, the value of **EDOM** is set in **errno**. The function return value is implementation-defined.

(2) Range error

A range error occurs if the result of a function cannot be represented as a **float** type value. In this case, the value of **ERANGE** is set in **errno**. If the result overflows, the function returns the value of **HUGE_VALF**, with the same sign as the correct value of the function. If the result underflows, 0 is returned as the return value.

Notes 1. If there is a possibility of a domain error resulting from a `<math.h>` function call, it is dangerous to use the resultant value directly. The value of **errno** should always be checked before using the result in such cases.

Example:

```
.
.
.
1 x=asinf(a);
2 if (errno==EDOM)
3     printf ("error\n");
4 else
5     printf ("result is : %f\n",x);
.
```

In line 1, the arc sine value is computed using the **asinf** function. If the value of argument **a** is outside the **asinf** function domain $[-1.0, 1.0]$, the **EDOM** value is set in **errno**. Line 2 determines whether a domain error has occurred. If a domain error has occurred, error is output in line 3. If there is no domain error, the arc sine value is output in line 5.

- Whether or not a range error occurs depends on the internal representation format of floating-point types determined by the compiler. For example, if an internal representation format that allows an infinity to be represented as a value is used, **<mathf.h>** library functions can be implemented without causing range errors.

Implementation-Defined Specifications

| Item | Compiler Specifications |
|---|---|
| Value returned by a mathematical function if an input argument is out of the range | A not-a-number is returned. For details on the format of not-a-numbers, refer to section 9.1.3, Floating-Point Number Specifications. |
| Whether errno is set to the value of macro ERANGE if an underflow error occurs in a mathematical function | Not specified |
| Whether a range error occurs if the second argument in the fmodf function is 0 | A range error occurs. |

float acosf (float f)

Arc Cosine

| | | |
|----------------|---|--|
| Description: | Calculates the arc cosine of a floating-point number. | |
| Header file: | <mathf.h> | |
| Return values: | Normal: | Arc cosine of f |
| | Abnormal: | Domain error: Returns not-a-number. |
| Parameters: | f | Floating-point number for which arc cosine is to be computed |
| Example: | <pre>#include <mathf.h> float f, ret; ret=acosf(f);</pre> | |

Error conditions: A domain error occurs for a value of **f** not in the range $[-1.0, +1.0]$.

Remarks: The **acosf** function returns the arc cosine in the range $[0, \pi]$ by the radian.

float asinf (float f)

Arc Sine

Description: Calculates the arc sine of a floating-point number.

Header file: <mathf.h>

Return values: Normal: Arc sine of **f**
Abnormal: Domain error: Returns not-a-number.

Parameters: **f** Floating-point number for which arc sine is to be computed

Example:

```
#include <mathf.h>
float f, ret;
ret=asinf(f);
```

Error conditions: A domain error occurs for a value of **f** not in the range $[-1.0, +1.0]$.

Remarks: The **asinf** function returns the arc sine in the range $[-\pi/2, +\pi/2]$ by the radian.

float atanf (float f)

Arc Tangent

Description: Calculates the arc tangent of a floating-point number.

Header file: <mathf.h>

Return values: Arc tangent of **f**

Parameters: **f** Floating-point number for which arc tangent is to be computed

Example:

```
#include <mathf.h>
float f, ret;
ret=atanf(f);
```

Remarks: The **atanf** function returns the arc tangent in the range $(-\pi/2, +\pi/2)$ by the radian.

float atan2f (float y, float x)

Arc Tangent after Division

Description: Calculates the arc tangent of the division of two floating-point numbers.

Header file: <mathf.h>

Return values: Normal: Arc tangent value when **y** is divided by **x**
Abnormal: Domain error: Returns not-a-number.

Parameters: **x** Divisor
y Dividend

Example:

```
#include <mathf.h>
float x, y, ret;
ret=atan2f(y, x);
```

Error conditions: A domain error occurs if the values of both **x** and **y** are 0.0.

Remarks: The **atan2f** function returns the arc tangent in the range $(-\pi, +\pi)$ by the radian. The meaning of the **atan2f** function is illustrated in figure 9.5. As shown in the figure, the result of the **atan2f** function is the angle between the X-axis and a straight line passing through the origin and point (**x**, **y**).

If **y** = 0.0 and **x** is negative, the result is π . If **x** = 0.0, the result is $\pm\pi/2$, depending on whether **y** is positive or negative.

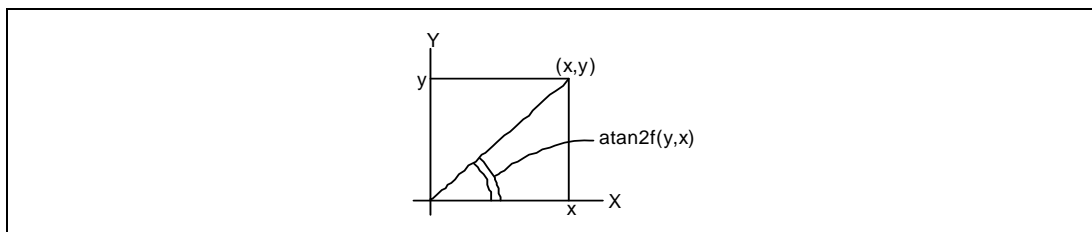


Figure 9.5 Meaning of atan2f Function

float cosf (float f)

Cosine

Description: Calculates the cosine of a floating-point radian value.

Header file: <mathf.h>

Return values: Cosine of **f**

Parameters: **f** Radian value for which cosine is to be computed

Example:

```
#include <mathf.h>
float f, ret;
ret=cosf(f);
```

float sinf (float f)

Sine

Description: Calculates the sine of a floating-point radian value.

Header file: <mathf.h>

Return values: Sine of **f**

Parameters: **f** Radian value for which sine is to be computed

Example:

```
#include <mathf.h>
float f, ret;
ret=sinf(f);
```

float tanf (float f)

Tangent

Description: Calculates the tangent of a floating-point radian value.

Header file: <mathf.h>

Return values: Tangent of **f**

Parameters: **f** Radian value for which tangent is to be computed

Example:

```
#include <mathf.h>
float f, ret;
ret=tanf(f);
```

float coshf (float f) Hyperbolic Cosine

Description: Calculates the hyperbolic cosine of a floating-point number.

Header file: <mathf.h>

Return values: Hyperbolic cosine of **f**

Parameters: **f** Floating-point number for which hyperbolic cosine is to be computed

Example:

```
#include <mathf.h>
float f, ret;
ret=coshf(f);
```

float sinhf (float f) Hyperbolic Sine

Description: Calculates the hyperbolic sine of a floating-point number.

Header file: <mathf.h>

Return values: Hyperbolic sine of **f**

Parameters: **f** Floating-point number for which hyperbolic sine is to be computed

Example:

```
#include <mathf.h>
float f, ret;
ret=sinhf(f);
```

float tanhf (float f)**Hyperbolic Tangent**

Description: Calculates the hyperbolic tangent of a floating-point number.

Header file: <mathf.h>

Return values: Hyperbolic tangent of **f**

Parameters: **f** Floating-point number for which hyperbolic tangent is to be computed

Example:

```
#include <mathf.h>
float f, ret;
ret=tanhf(f);
```

float expf (float f)**Exponential Function**

Description: Calculates the exponential function of a floating-point number.

Header file: <mathf.h>

Return values: Exponential function value of **f**

Parameters: **f** Floating-point number for which exponential function is to be computed

Example:

```
#include <mathf.h>
float f, ret;
ret=expf(f);
```

float frexpf (float value, float long *exp)

Breaking Floating-Point Number
into Mantissa and Exponent

Description: Breaks a floating-point number into a [0.5, 1.0) value and a power of 2.

Header file: <mathf.h>

Return values: If **value** is 0.0: 0.0
If **value** is not 0.0: Value of **ret** defined by $\text{ret} * 2^{\text{value pointed to by exp}} = \text{value}$

Parameters: **value** Floating-point number to be broken into a [0.5, 1.0) value
and a power of 2
exp Pointer to storage area that holds power-of-2 value

Example:

```
#include <mathf.h>
float ret, value;
long *exp
ret=frexpf(value, exp);
```

Remarks: The **frexpf** function breaks **value** into a [0.5, 1.0) value and a power of 2. It stores the resultant power-of-2 value in the area pointed to by **exp**.

The **frexpf** function returns the return value **ret** in the range [0.5, 1.0) or as 0.0.

If **value** is 0.0, the contents of the **int** storage area pointed to by **exp** and the value of **ret** are both 0.0.

float ldexpf (float e, long f)

Converting Mantissa and Exponent
into Floating-Point Number

Description: Multiplies a floating-point number by a power of 2.

Header file: <mathf.h>

Return values: Result of $e * 2^f$ operation

Parameters: e Floating-point number to be multiplied by a power of 2
f Power-of-2 value

Example:

```
#include <mathf.h>
float ret, e;
int f;
ret=ldexpf(e, f);
```

float logf (float f)

Natural Logarithm

Description: Calculates the natural logarithm of a floating-point number.

Header file: <mathf.h>

Return values: Normal: Natural logarithm of **f**
Abnormal: Domain error: Returns not-a-number.

Parameters: f Floating-point number for which natural logarithm is to be
computed

Example:

```
#include <mathf.h>
float f, ret;
ret=logf(f);
```

Error conditions: A domain error occurs if **f** is negative.

A range error occurs if **f** is 0.0.

float powf (float x, float y)**Power of Floating-Point Number**

Description: Calculates a power of a floating-point number.

Header file: <mathf.h>

Return values: Normal: Value of **x** raised to the power **y**
Abnormal: Domain error: Returns not-a-number.

Parameters: **x** Value to be raised to a power
y Power value

Example:

```
#include <mathf.h>
float x, y, ret;
ret=powf(x, y);
```

Error conditions: A domain error occurs if **x** is 0.0 and **y** is 0.0 or less, or if **x** is negative and **y** is not an integer.

float sqrtf (float f)**Square Root**

Description: Calculates the positive square root of a floating-point number.

Header file: <mathf.h>

Return values: Normal: Positive square root of **f**
Abnormal: Domain error: Returns not-a-number.

Parameters: **f** Floating-point number for which positive square root is to be computed

Example:

```
#include <mathf.h>
float f, ret;
ret=sqrtf(x, y);
```

Error conditions: A domain error occurs if **f** is negative.

float ceilf (float f)

Rounding Up

Description: Returns the smallest integral value not less than or equal to the given floating-point number.

Header file: <mathf.h>

Return values: Smallest integral value not less than or equal to **f**

Parameters: **f** Floating-point number for which smallest integral value not less than that number is to be computed

Example:

```
#include <mathf.h>
float f, ret;
ret=ceilf(f);
```

Remarks: The **ceilf** function returns the smallest integral value not less than or equal to **f**, expressed as a **float** type value. Therefore, if **f** is negative, the value after truncation of the fractional part is returned.

float fabsf (float f)

Absolute Value

Description: Calculates the absolute value of a floating-point number.

Header file: <mathf.h>

Return values: Absolute value of **f**

Parameters: **f** Floating-point number for which absolute value is to be computed

Example:

```
#include <mathf.h>
float f, ret;
ret=fabsf(f);
```

float floorf (float f)

Truncation

Description: Returns the largest integral value not greater than or equal to the given floating-point number.

Header file: <mathf.h>

Return values: Largest integral value not greater than or equal to **f**

Parameters: **f** Floating-point number for which largest integral value not greater than that number is to be computed

Example:

```
#include <mathf.h>
float f, ret;
ret=floorf(f);
```

Remarks: The **floorf** function returns the largest integral value not greater than or equal to **f**, expressed as a **float** type value. Therefore, if **f** is negative, the value after rounding-up of the fractional part is returned.

float fmodf (float x, float y)

Remainder

Description: Calculates the remainder of a division of two floating-point numbers.

Header file: <mathf.h>

Return values: When **y** is 0.0: **x**
 When **y** is not 0.0: Remainder of division of **x** by **y**

Parameters: **x** Dividend
 y Divisor

Example:

```
#include <mathf.h>
float x, y, ret;
ret=fmodf(x, y);
```

Remarks: In the **fmodf** function, the relationship between parameters **x** and **y** and return value **ret** is as follows:

$x = y * i + \text{ret}$ (where **i** is an integer)

The sign of return value **ret** is the same as the sign of **x**.

If the quotient of x/y cannot be represented, the value of the result is not guaranteed.

(10) <setjmp.h>

Supports transfer of control between functions.

The following macros are implementation-defined.

| Type | Definition Name | Description |
|--------------|-----------------|--|
| Type (macro) | jmp_buf | Indicates the type name corresponding to a storage area for storing information that enables transfer of control between functions. |
| Function | setjmp | Saves the execution environment defined by jmp_buf of the currently executing function in the specified storage area. |
| | longjmp | Restores the function execution environment saved by the setjmp function, and transfers control to the program location at which the setjmp function was called. |

The **setjmp** function saves the execution environment of the current function. The location in the program that called the **setjmp** function can subsequently be returned to by calling the **longjmp** function.

An example of how transfer of control between functions is supported using the **setjmp** and **longjmp** functions is shown below.

Example:

```

1  #include <stdio.h>
2  #include <setjmp.h>
3  jmp_buf env;
4  void sub( );
5  void main( )
6  {
7
8      if (setjmp(env)!=0){
9          printf("return from longjmp\n");
10         exit(0);
11     }
12     sub( );
13 }
14
15 void sub( )
16 {
17     printf("subroutine is running \n");
18     longjmp(env, 1);
19 }
```

Explanation:

The **setjmp** function is called in line 8. At this time, the environment in which the **setjmp** function was called is saved in **jmp_buf** type variable **env**. The return value in this case is 0, and therefore function **sub** is called next.

The environment saved in variable **env** is restored by the **longjmp** function called within function **sub**. As a result, the program behaves just as if a return had been made from the **setjmp** function in line 8. However, the return value at this time is 1 specified by the second argument of the **longjmp** function. As a result, execution proceeds to line 9.

long setjmp (jmp_buf env)

Global goto Destination Setting

| | |
|----------------|---|
| Description: | Saves the execution environment of the currently executing function in the specified storage area. |
| Header file: | <setjmp.h> |
| Return values: | When setjmp function is called: 0 On return from longjmp function: Nonzero |
| Parameters: | env Pointer to storage area in which execution environment is to be saved |
| Example: | <pre>#include <setjmp.h> int ret; jmp_buf env; ret=setjmp(env);</pre> |
| Remarks: | <p>The execution environment saved by the setjmp function is used by the longjmp function. The return value is 0 when the function is called as the setjmp function, but the return value on return from the longjmp function is the value of the second parameter specified by the longjmp function.</p> <p>If the setjmp function is called from a complex expression, part of the current execution environment, such as the intermediate result of expression evaluation, may be lost. The setjmp function should only be used in the form of a comparison between the result of the setjmp function and a constant expression, and should not be called within a complex expression.</p> |

Do not call the **setjmp** function indirectly using a pointer.

void longjmp (jmp_buf env, long ret)

Global goto

Description: Restores the function execution environment saved by the **setjmp** function, and transfers control to the program location at which the **setjmp** function was called.

Header file: <setjmp.h>

Parameters:

| | |
|-----|--|
| env | Pointer to storage area in which execution environment was saved |
| ret | Return code to setjmp function |

Example:

```
#include <setjmp.h>
int ret;
jmp_buf env;
longjmp(env, ret);
```

Remarks: From the storage area specified by the first parameter **env**, the **longjmp** function restores the function execution environment saved by the most recent invocation of the **setjmp** function in the same program, and transfers control to the program location at which that **setjmp** function was called. The value of the second parameter **ret** of the **longjmp** function is returned as the **setjmp** function return value. However, if **ret** is 0, the value 1 is returned to the **setjmp** function as a return value.

If the **setjmp** function has not been called, or if the function that called the **setjmp** function has already executed a **return** statement, the operation of the **longjmp** function is not guaranteed.

(11) <stdarg.h>

Enables referencing of variable arguments for functions with such arguments.
The following macros are implementation-defined.

| Type | Definition Name | Description |
|------------------|-----------------|---|
| Type (macro) | va_list | Indicates the types of variables used in common by the va_start , va_arg , and va_end macros in order to reference variable arguments. |
| Function (macro) | va_start | Executes initialization processing for performing variable argument referencing. |
| | va_arg | Enables referencing of the argument following the argument currently being referenced for a function with variable arguments. |
| | va_end | Terminates referencing of the arguments of a function with variable arguments. |
| | va_copy | Copies variable arguments. |

An example of a program using the macros defined by this standard include file is shown below.

Example:


```

1  #include <stdio.h>
2  #include <stdarg.h>
3
4  extern void prlist(int count, ...);
5
6  void main( )
7  {
8      prlist(1, 1);
9      prlist(3, 4, 5, 6);
10     prlist(5, 1, 2, 3, 4, 5);
11 }
12
13 void prlist(int count, ...)
14 {
15     va_list ap;
16     int i;
17
18     va_start(ap, count);
19     for(i=0; i<count; i++)
20         printf("%d", va_arg(ap, int));
21     putchar('\n');
22     va_end(ap);
23 }

```

Explanation:

This example implements function **prlist**, in which the number of data items to be output is specified in the first argument and that number of subsequent arguments are output.

In line 18, the variable argument reference is initialized by **va_start**. Each time an argument is output, the next argument is referenced by the **va_arg** macro (line 20). In the **va_arg** macro, the type name of the argument (in this case, **int** type) is specified in the second argument.

When argument referencing ends, the **va_end** macro is called (line 22).

void va_start (va_list ap, parmN) Variable Argument Referencing Start

Description: Executes initialization processing for referencing variable arguments.

Header file: <stdarg.h>

Parameters: ap Variable for accessing variable arguments
 parmN Identifier of rightmost argument

Example:

```
#include <stdarg.h>
void func(int count, ...)
{
    va_list ap;
    va_start(ap, count);
}
```

Remarks: The **va_start** macro initializes **ap** for subsequent use by the **va_arg** and **va_end** macros.

The argument **parmN** is the identifier of the rightmost argument in the argument list in the external function definition (the one just before the , ...).

To reference variable unnamed arguments, the **va_start** macro call must be executed first of all.

type va_arg (va_list ap, type)

Variable Argument Referencing

Description: Allows a reference to the argument following the argument currently being referred to in the function with variable arguments.

Header file: <stdarg.h>

Return values: Argument value

Parameters: ap Variable for accessing variable arguments
type Type of arguments to be accessed

Example:

```
#include <stdarg.h>
va_list ap;
int ret;
ret=va_arg(ap, type);
```

Remarks: Specify a variable of the **va_list** type initialized by the **va_start** macro as the first argument. The value of **ap** is updated each time **va_arg** is used, and, as a result, a sequence of variable arguments is returned by sequential calls of this macro.

Specify the type to refer to as the second argument **type**.

The **ap** argument must be the same as the **ap** initialized by **va_start**.

It will not be possible to refer to arguments correctly if argument **type** is set to a type of which size is changed by type conversion when it is used as a function argument, i.e., if **char** type, **unsigned char** type, **short** type, **unsigned short** type, or **float** type is specified as **type**. If such a type is specified, correct operation is not guaranteed.

void va_end (va_list ap)**Variable Argument Referencing End**

Description: Terminates referencing of the arguments of a function with variable arguments.

Header file: <stdarg.h>

Parameters: ap Variable for referencing variable arguments

Example:

```
#include <stdarg.h>
va_list ap;
va_end(ap);
```

Remarks: The **ap** argument must be the same as the **ap** initialized by **va_start**. If the **va_end** macro is not called before the return from a function, the operation of that function is not guaranteed.

void va_copy (va_list dest, va_list src)**Variable Argument Copy**

Description: Makes a copy of the argument currently being referenced for a function with variable arguments.

Header file: <stdarg.h>

Parameters: dest Copy of variable for referencing variable arguments
src Variable for referencing variable arguments

Example:

```
#include <stdarg.h>
va_list ap, ap_sub;
va_copy(ap_sub, ap);
```

Remarks: A copy is made of the second argument **src** which is one of the variable arguments that have been initialized by the **va_start** macro and used by the **va_arg** macro, and the copy is saved in the first argument **dest**.

The **src** argument must be the same as the **src** initialized by **va_start**.

The **dest** argument can be used as an argument that indicates the variable arguments in the subsequent **va_arg** macros.

(12) <stdio.h>

Performs processing relating to input/output of stream input/output file.

The following constants (macros) are all implementation-defined.

| Type | Definition Name | Description |
|---------------------|---|--|
| Constant (macro) | FILE | Indicates a structure type that stores various control information including a pointer to the buffer, an error indicator, and an end-of-file indicator, which are required for stream input/output processing. |
| | _IOFBF | Indicates full buffering of input/output as the buffer area usage method. |
| | _IOLBF | Indicates line buffering of input/output as the buffer area usage method. |
| | _IONBF | Indicates non-buffering of input/output as the buffer area usage method. |
| | BUFSIZ | Indicates the buffer size required for input/output processing. |
| | EOF | Indicates end-of-file, that is, no more input from a file. |
| | L_tmpnam* | Indicates the size of an array large enough to store a string of a temporary file name generated by the tmpnam function. |
| | SEEK_CUR | Indicates a shift of the current file read/write position to an offset from the current position. |
| | SEEK_END | Indicates a shift of the current file read/write position to an offset from the end-of-file position. |
| | SEEK_SET | Indicates a shift of the current file read/write position to an offset from the beginning of the file. |
| | SYS_OPEN* | Indicates the number of files for which simultaneous opening is guaranteed by the implementation. |
| | TMP_MAX* | Indicates the maximum number of unique file names that shall be generated by the tmpnam function. |
| | stderr | Indicates the file pointer to the standard error file. |
| | stdin | Indicates the file pointer to the standard input file. |
| stdout | Indicates the file pointer to the standard output file. | |
| Function | fclose | Closes a stream input/output file. |
| | fflush | Outputs stream input/output file buffer contents to the file. |
| | fopen | Opens a stream input/output file under the specified file name. |
| | freopen | Closes a currently open stream input/output file and reopens a new file under the specified file name. |

| Type | Definition Name | Description |
|----------|---|--|
| Function | setbuf | Defines and sets a stream input/output buffer area on the user program side. |
| | setvbuf | Defines and sets a stream input/output buffer area on the user program side. |
| | fprintf | Outputs data to a stream input/output file according to a format. |
| | vfprintf | Outputs a variable parameter list to the specified stream input/output file according to a format. |
| | printf | Converts data according to a format and outputs it to the standard output file (stdout). |
| | vprintf | Outputs a variable parameter list to the standard output file (stdout) according to a format. |
| | sprintf | Converts data according to a format and outputs it to the specified area. |
| | scanf | Inputs data from the specified storage area and converts it according to a format. |
| | snprintf | Converts data according to a format and writes it to the specified array. |
| | vsnprintf | Equivalent to snprintf with the variable argument list replaced by va_list . |
| | vfscanf | Equivalent to fscanf with the variable argument list replaced by va_list . |
| | vscanf | Equivalent to scanf with the variable argument list replaced by va_list . |
| | vsscanf | Equivalent to sscanf with the variable argument list replaced by va_list . |
| | fscanf | Inputs data from a stream input/output file and converts it according to a format. |
| | scanf | Inputs data from the standard input file (stdin) and converts it according to a format. |
| | vsprintf | Outputs a variable parameter list to the specified area according to a format. |
| | fgetc | Inputs one character from a stream input/output file. |
| | fgets | Inputs a string from a stream input/output file. |
| | fputc | Outputs one character to a stream input/output file. |
| | fputs | Outputs a string to a stream input/output file. |
| getc | (macro) Inputs one character from a stream input/output file. | |

| Type | Definition Name | Description |
|------------------|-----------------|--|
| Function | getchar | (macro) Inputs one character from the standard input file. |
| | gets | Inputs a string from the standard input file. |
| | putc | (macro) Outputs one character to a stream input/output file. |
| | putchar | (macro) Outputs one character to the standard output file. |
| | puts | Outputs a string to the standard output file. |
| | ungetc | Returns one character to a stream input/output file. |
| | fread | Inputs data from a stream input/output file to the specified storage area. |
| | fwrite | Outputs data from a storage area to a stream input/output file. |
| | fseek | Shifts the current read/write position in a stream input/output file. |
| | ftell | Obtains the current read/write position in a stream input/output file. |
| | rewind | Shifts the current read/write position in a stream input/output file to the beginning of the file. |
| | clearerr | Clears the error state of a stream input/output file. |
| | feof | Tests for the end of a stream input/output file. |
| | ferror | Tests for stream input/output file error state. |
| | perror | Outputs an error message corresponding to the error number to the standard error file (stderr). |
| Type | fpos_t | Indicates a type that can specify any position in a file. |
| Constant (macro) | FOPEN_MAX | Indicates the maximum number of files that can be opened simultaneously. |
| | FILENAME_MAX | Indicates the maximum length of a file name that can be held. |

Note: * These macros are not defined in this implementation.

Implementation-Defined Specifications

| Item | Compiler Specifications |
|---|---|
| Whether the last line of the input text requires a new-line character indicating the end | Not specified. Depends on the low-level interface routine specifications. |
| Whether the space characters written immediately before the new-line character are read | |
| Number of null characters added to data written in the binary file | |
| Initial value of file position indicator in the append mode | |
| Whether file data is lost after output to a text file | |
| File buffering specifications | |
| Whether a file with file length 0 exists | |
| File name configuration rule | |
| Whether the same file is opened simultaneously | |
| Output data representation of the %p format conversion in the fprintf function | Hexadecimal representation. |
| Input data representation of the %p format conversion in the fscanf function. The meaning of conversion specifier '-' in the fscanf function | Hexadecimal representation. If '-' is not the first or last character or '-' does not follow '^' , the range from the previous character to the following character is indicated. |
| Value of errno specified by the fgetpos or ftell function | The fgetpos function is not supported. The errno value for the ftell function is not specified. It depends on the low-level interface routine specifications. |
| Output format of messages generated by the perror function | See (a) below for the output message format. |

(a) The output format of **perror** function is

```
<string>:<error message for the error number specified in error>
```

(b) Table 9.31 shows the format when displaying the floating-point infinity and not-a-number in **printf** and **fprintf** functions.

Table 9.31 Display Format of Infinity and Not-a-Number

| Value | Display Format |
|-------------------|----------------|
| Positive infinity | ++++++ |
| Negative infinity | ----- |
| Not-a-number | ***** |

An example of a program that performs a series of input/output processing operations for a stream input/output file is shown in the following.

Example:

```

1  #include <stdio.h>
2
3  void main( )
4  {
5      int c;
6      FILE *ifp, *ofp;
7
8      if ((ifp=fopen("INPUT.DAT", "r"))==NULL){
9          fprintf(stderr, "cannot open input file\n");
10         exit(1);
11     }
12     if ((ofp=fopen("OUTPUT.DAT", "w"))==NULL){
13         fprintf(stderr, "cannot open output file\n");
14         exit(1);
15     }
16     while ((c=getc(ifp))!=EOF)
17         putc(c, ofp);
18     fclose(ifp);
19     fclose(ofp);
20 }
```

Explanation:

This program copies the contents of file **INPUT.DAT** to file **OUTPUT.DAT**.

Input file **INPUT.DAT** is opened by the **fopen** function in line 8, and output file **OUTPUT.DAT** is opened by the **fopen** function in line 12. If opening fails, **NULL** is returned as the return value of the **fopen** function, an error message is output, and the program is terminated.

If the **fopen** function ends normally, the pointer to the data (**FILE** type) that stores information on the opened files is returned; these are set in variables **ifp** and **ofp**.

After successful opening, input/output is performed using these **FILE** type data.

When file processing ends, the files are closed with the **fclose** function.

long fclose (FILE *fp)

File Close

Description: Closes a stream input/output file.

Header file: <stdio.h>

Return values: Normal: 0
Abnormal: Nonzero

Parameters: fp File pointer

Example:

```
#include <stdio.h>
FILE *fp;
int ret;
ret=fopen(fp);
```

Remarks: The **fclose** function closes the stream input/output file indicated by file pointer **fp**.

If the output file of the stream input/output file is open and data that is not output remains in the buffer, that data is output to the file before it is closed.

If the input/output buffer was automatically allocated by the system, it is released.

long fflush (FILE *fp)

Buffer Flush

Description: Outputs the stream input/output file buffer contents to the file.

Header file: <stdio.h>

Return values: Normal: 0
Abnormal: Nonzero

Parameters: fp File pointer

Example:

```
#include <stdio.h>
FILE *fp;
int ret;
ret=fflush(fp);
```

Remarks: When the output file of the stream input/output file is open, the **fflush** function outputs the contents of the buffer that is not output for the stream input/output file specified by file pointer **fp** to the file. When the input file is open, the **ungetc** function specification is invalidated.

FILE *fopen (const char *fname, const char *mode)

File Open

Description: Opens a stream input/output file under the specified file name.

Header file: <stdio.h>

Return values: Normal: File pointer indicating file information on opened file
Abnormal: **NULL**

Parameters: fname Pointer to string indicating file name
mode Pointer to string indicating file access mode

Example:

```
#include <stdio.h>
FILE *ret;
const char *fname, *mode;
ret=fopen(fname, mode);
```

Remarks: The **fopen** function opens the stream input/output file whose file name is the string pointed to by **fname**. If a file that does not exist is opened in write mode or append mode, a new file is created wherever possible. When an existing file is opened in write mode, writing processing is performed from the beginning of the file, and previously written file contents are erased.

When a file is opened in append mode, write processing is performed from the end-of-file position. When a file is opened in update mode, both input and output processing can be performed on the file. However, input cannot directly follow output without intervening execution of the **fflush**, **fseek**, or **rewind** function. Similarly, output cannot directly follow input without intervening execution of the **fflush**, **fseek**, or **rewind** function.

A string indicating the opening method may be added after the string indicating the file access mode.

FILE *freopen (const char *fname, const char *mode, FILE *fp) File Reopen

Description: Closes a currently open stream input/output file and reopens a new file under the specified file name.

Header file: <stdio.h>

Return values: Normal: **fp**
Abnormal: **NULL**

Parameters: fname Pointer to string indicating new file name
mode Pointer to string indicating file access mode
fp File pointer to currently open stream input/output file

Example:

```
#include <stdio.h>
const char *fname, *mode;
FILE *ret, *fp;
ret=freopen(fname, mode, fp);
```

Remarks: The **freopen** function first closes the stream input/output file indicated by file pointer **fp** (the following processing is carried out even if this close processing is unsuccessful). Next, the **freopen** function opens the file indicated by file name **fname** for stream input/output, reusing the **FILE** structure pointed to by **fp**.

The **freopen** function is useful when there is a limit on the number of files being opened at one time.

The **freopen** function normally returns the same value as **fp**, but returns **NULL** when an error occurs.

void setbuf (FILE *fp, char buf[BUFSIZ])

Buffer Area Setting

Description: Defines and sets a stream input/output buffer area by the user program.

Header file: <stdio.h>

Parameters: fp File pointer
buf Pointer to buffer area

Example:

```
#include <stdio.h>
FILE *fp;
char buf[BUFSIZ];
setbuf(fp, buf);
```

Remarks: The **setbuf** function defines the storage area pointed to by **buf** so that it can be used as an input/output buffer area for the stream input/output file indicated by file pointer **fp**. As a result, input/output processing is performed using a buffer area of size **BUFSIZ**.

long setvbuf (FILE *fp, char *buf, long type, size_t size)

Buffer Control

Description: Defines and sets a stream input/output buffer area by the user program.

Header file: <stdio.h>

Return values: Normal: 0
Abnormal: Nonzero

Parameters: fp File pointer
buf Pointer to buffer area
type Buffer management method
size Size of buffer area

Example:

```
#include <stdio.h>
FILE *fp;
char *buf;
int type, ret;
size_t size;
ret=setvbuf(fp, buf, type, size);
```

Remarks: The **setvbuf** function defines the storage area pointed to by **buf** so that it can be used as an input/output buffer area for the stream input/output file indicated by file pointer **fp**.

There are three ways of using this buffer area, as follows:

- (a) When **_IOFBF** is specified as **type**
Input/output is fully buffered.
- (b) When **_IOLBF** is specified as **type**
Input/output is line buffered; that is, input/output data is fetched from the buffer area when a new-line character is written, when the buffer area is full, or when input is requested.
- (c) When **_IONBF** is specified as **type**
Input/output is unbuffered.
The **setvbuf** function usually returns 0. However, when an illegal value is specified for **type** or **size**, or when the request on how to use the buffer could not be accepted, a value other than 0 is returned.

The buffer area must not be released before the open stream input/output file is closed. In addition, the **setvbuf** function must be used between opening of the stream input/output file and execution of input/output processing.

long fprintf (FILE *fp, const char *control[, arg...]) Formatted Output to File

Description: Outputs data to a stream input/output file according to the format.

Header file: <stdio.h>

Return values: Normal: Number of characters converted and output
Abnormal: Negative value

Parameters: fp File pointer
control Pointer to string indicating format
arg,... List of data to be output according to format

Example:

```
#include <stdio.h>
FILE *fp;
const char *control="%s";
int ret;
char buffer[]="Hello World\n";
ret=fprintf(fp, control, buffer);
```

Remarks: The **fprintf** function converts and edits parameter **arg** according to the string that represents the format pointed to by **control**, and outputs the result to the stream input/output file indicated by file pointer **fp**.

The **fprintf** function returns the number of characters converted and output when the function is terminated successfully, or a negative value if an error occurs.

The format specifications are shown below.

Overview of Formats

The string that represents the format is made up of two kinds of string.

- Ordinary characters
A character other than a conversion specification shown below is output unchanged.

- Conversion specifications
A conversion specification is a string beginning with % that specifies the conversion method for the following parameter. The conversion specifications format conforms to the following rules:

$$\%[\text{Flag...}] \left\{ \begin{array}{l} [*_] \\ [\text{Field width}] \end{array} \right\} \left(\begin{array}{l} [*_] \\ [\text{Precision}] \end{array} \right) [\text{Parameter size specification}] \text{ Conversion specifier}$$

When there is no parameter to be actually output according to this conversion specification, the behavior is not guaranteed. In addition, when the number of parameters to be actually output is greater than the conversion specification, the excess parameters are ignored.

Description of Conversion Specifications

- (a) Flags
Flags specify modifications to the data to be output, such as addition of a sign. The types of flag that can be specified and their meanings are shown in table 9.32.

Table 9.32 Flag Types and Their Meanings

| Type | Meaning |
|-------|--|
| - | If the number of converted data characters is less than the field width, the data will be output left-justified within the field. |
| + | A plus or minus sign will be prefixed to the result of a signed conversion. |
| space | If the first character of a signed conversion result is not a sign, a space will be prefixed to the result. If the space and + flags are both specified, the space flag will be ignored. |
| # | The converted data is to be modified according to the conversion types described in table 9.34. <ol style="list-style-type: none">1. For c, d, i, s, and u conversions This flag is ignored.2. For o conversion The converted data is prefixed with 0.3. For x or X conversion The converted data is prefixed with 0x (or 0X)4. For e, E, f, g, and G conversions A decimal point is output even if the converted data has no fractional part. With g and G conversions, the 0 suffixed to the converted data are not removed. |

(b) Field width

The number of characters in the converted data to be output is specified as a decimal number.

If the number of converted data characters is less than the field width, the data is prefixed with spaces up to the field width. (However, if '-' is specified as a flag, spaces are suffixed to the data.)

If the number of converted data characters exceeds the field width, the field width is extended to allow the converted result to be output.

If the field width specification begins with 0, the output data is prefixed with characters "0", not spaces.

(c) Precision

The precision of the converted data is specified according to the type of conversion, as described in table 9.34.

The precision is specified in the form of a period (.) followed by a decimal integer. If the decimal integer is omitted, 0 is assumed to be specified.

If the specified precision is incompatible with the field width specification, the field width specification is ignored.

The precision specification has the following meanings according to the conversion type.

- For **d**, **i**, **o**, **u**, **x**, and **X** conversions
The minimum number of digits in the converted data is specified.
- For **e**, **E**, and **f** conversions
The number of digits after the decimal point in the converted data is specified.
- For **g** and **G** conversions
The maximum number of significant digits in the converted data is specified.
- For **s** conversion
The maximum number of printed digits is specified.

- (d) **Parameter size specification**
 For **d, i, o, u, x, X, e, E, f, g,** and **G** conversions (see table 9.34), the size (**short** type, **long** type, **long long** type, or **long double** type) of the data to be converted is specified. In other conversions, this specification is ignored. Table 9.33 shows the types of size specification and their meanings.

Table 9.33 Parameter Size Specification Types and Meanings

| Type | Meaning |
|-------------|--|
| h | For d, i, o, u, x, and X conversions, specifies that the data to be converted is of short type or unsigned short type. |
| l | For d, i, o, u, x, and X conversions, specifies that the data to be converted is of long type, unsigned long type, or double type. |
| L | For e, E, f, g, and G conversions, specifies that the data to be converted is of long double type. |
| ll | For d, i, o, u, x, and X conversions, specifies that the data to be converted is of long long type or unsigned long long type. For n conversion, specifies that the data to be converted is of pointer type to long long type. |

- (e) **Conversion specifier**
 The format into which the data is to be converted is specified.

If the data to be converted is structure or array type, or is a pointer pointing to those types, the behavior is not guaranteed except when a character array is converted by **s** conversion or when a pointer is converted by **p** conversion. Table 9.34 shows the conversion specifier and conversion methods. If a letter which is not shown in this table is specified as the conversion specifier, the behavior is not guaranteed. The behavior, if a character that is not a letter is specified, depends on the compiler.

Table 9.34 Conversion Specifiers and Conversion Methods

| Conversion Specifier | Conversion Type | Conversion Method | Data Type Subject to Conversion | Notes on Precision |
|----------------------|-----------------|---|---------------------------------|---|
| d | d conversion | int type data is converted to a signed decimal string. d conversion and i conversion have the same specification. | int type | The precision specification indicates the minimum number of characters output. If the number of converted data characters is less than the precision specification, the string is prefixed with zeros. If the precision is omitted, 1 is assumed. If conversion and output of data with a value of 0 is attempted with 0 specified as the precision, nothing will be output. |
| i | i conversion | | int type | |
| o | o conversion | int type data is converted to an unsigned octal string. | int type | |
| u | u conversion | int type data is converted to an unsigned decimal string. | int type | |
| x | x conversion | int type data is converted to unsigned hexadecimal. a, b, c, d, e, and f are used as hexadecimal characters. | int type | |
| X | X conversion | int type data is converted to unsigned hexadecimal. A, B, C, D, E, and F are used as hexadecimal characters. | int type | |
| f | f conversion | double type data is converted to a decimal string with the format <code>[-] ddd.ddd</code> . | double type | The precision specification indicates the number of digits after the decimal point. When there are characters after the decimal point, at least one digit is output before the decimal point. When the precision is omitted, 6 is assumed. When 0 is specified as the precision, the decimal point and subsequent characters are not output. The output data is rounded. |
| e | e conversion | double type data is converted to a decimal string with the format <code>[-] d.ddde±dd</code> . At least two digits are output as the exponent. | double type | The precision specification indicates the number of digits after the decimal point. The format is such that one digit is output before the decimal point in the converted characters, and a number of digits equal to the precision are output after the decimal point. When the precision is omitted, 6 is assumed. When 0 is specified as the precision, characters after the decimal point are not output. The output data is rounded. |
| E | E conversion | double type data is converted to a decimal string with the format <code>[-] d.dddE±dd</code> . At least two digits are output as the exponent. | double type | |

| Conversion Specifier | Conversion Type | Conversion Method | Data Type Subject to Conversion | Notes on Precision |
|----------------------|--------------------------------|---|--|---|
| g G | g conversion (or G conversion) | Whether f conversion format output or e conversion (or E conversion) format output is performed is determined by the value to be converted and the precision value that specifies the number of significant digits. Then double type data is output. If the exponent of the converted data is less than -4 , or larger than the precision that indicates the number of significant digits, conversion to e (or E) format is performed. | double type double type | The precision specification indicates the maximum number of significant digits in the converted data. |
| c | c conversion | int type data is converted to unsigned char data, with conversion to the character corresponding to that data. | int type | The precision specification is invalid. |
| s | s conversion | The string pointed to by pointer to char type are output up to the null character indicating the end of the string or up to the number of characters specified by the precision. (Null characters are not output. Space, horizontal tab, and new-line characters are not included in the converted string.) | Pointer to char type | The precision specification indicates the number of characters to be output. If the precision is omitted, characters are output up to, but not including, the null character in the string pointed to by the data. (Null characters are not output. Space, horizontal tab, and new-line characters are not included in the converted string.) |
| p | p conversion | Assuming data as a pointer, conversion is performed to a string of compiler-defined printable characters. | Pointer to void type | The precision specification is invalid. |
| n | No conversion is performed. | Data is regarded as a pointer to int type, and the number of characters output so far is set in the storage area pointed to by that data. | Pointer to int type | |
| % | No conversion is performed. | % is output. | None | |

- (f) * specification for field width or precision
 * can be specified as the field width or precision specification value.
 In this case, the value of the parameter corresponding to the conversion specification is used as the field width or precision specification value.
 When this parameter has a negative field width, it is interpreted as flag '-' and a positive field width. When the parameter has a negative precision, the precision is interpreted as being omitted.

**long snprintf(char *restrict s, size_t n,
const char *restrict control [, arg] ...)** Formatted String Output

Description: Converts data according to a format and outputs it to the specified area.

Header file: <stdio.h>

Return values: Number of characters converted

Parameters:

| | |
|---------|---|
| s | Pointer to storage area to which data is to be output |
| n | Number of characters to be output |
| control | Pointer to string indicating format |
| arg,... | Data to be output according to format |

Example:

```
#include <stdio.h>
char *s;
size_t n;
const char *control="%s";
int ret;
char buffer[]="Hello World\n";
ret=snprintf(s,n,control,buffer);
```

Remarks: The **snprintf** function converts and edits parameter **arg** according to the format-representing string pointed to by **control**, and outputs the result to the storage area pointed to by **s**.

A null character is appended at the end of the converted and output string. This null character is not included in the return value (number of characters output). For details of the format specifications, see the description of the **fprintf** function.

**long vsnprintf(char *restrict s, size_t n, const char *restrict control,
va_list arg) Variable-Parameter Formatted String Output**

Description: Converts data according to a format and outputs it to the specified area.

Header file: <stdarg.h>, <stdio.h>

Return values: Number of characters converted

Parameters: s Pointer to storage area to which data is to be output
n Number of characters to be output
control Pointer to string indicating format
arg Parameter list

Example:

```
#include <stdarg.h>
#include <stdio.h>
char *s;
size_t n;
const char *control="%d";
int ret;

void prlist(int count ,...)
{
    va_list ap;
    int i;
    va_start(ap, count);
    for(i=0;i<count;i++) {
        ret=vsnprintf(s,control,ap);
        va_arg(ap,int);
        s += ret;
    }
}
```

Remarks: The **vsnprintf** function is equivalent to **snprintf** with **arg** specified instead of the variable parameters.

Initialize **arg** through the **va_start** macro before calling the **vsnprintf** function.

The **vsnprintf** function does not call the **va_end** macro.

long fscanf (FILE *fp, const char *control[, ptr...])

Formatted Input from File

Description: Inputs data from a stream input/output file and converts it according to a format.

Header file: <stdio.h>

Return values: Normal: Number of data items successfully input and converted
Abnormal: Input data ends before input data conversion is performed:
EOF

Parameters: fp File pointer
control Pointer to string indicating format
ptr,... Pointer to storage area that stores input data

Example:

```
#include <stdio.h>
FILE *fp;
const char *control="%d";
int ret,buffer[10];
ret=fscanf(fp, control, buffer);
```

Remarks: The **fscanf** function inputs data from the stream input/output file indicated by file pointer **fp**, converts and edits it according to the string that represents the format pointed to by **control**, and stores the result in the storage area pointed to by **ptr**.

The format specifications for inputting data are shown below.

Overview of Formats

The string that represents the format is made up of the following three kinds of string.

- Space characters
If a space (' '), horizontal tab ('\t'), or new-line character ('\n') is specified, processing is performed to skip to the next non-white-space character in the input data.
- Ordinary characters
If a character that is neither one of the space characters listed above nor %

is specified, one input data character is input. The input character must match a character specified in the string that represents the format.

- Conversion specification
A conversion specification is a string beginning with % that specifies the method of converting the input data and storing it in the area pointed to by the following parameter. The conversion specification format conforms to the following rules:

```
% [*] [Field width] [Converted data size]  
Conversion specifier
```

If there is no pointer to the storage area that stores input data corresponding to the conversion specification in the format, the behavior is not guaranteed. In addition, when a pointer to a storage area that stores input data remains though the format is exhausted, that pointer is ignored.

Description of Conversion Specifications

- * specification
Suppresses storage of the input data in the storage area pointed to by the parameter.
- Field width
The maximum number of characters in the data to be input is specified as a decimal number.
- Converted data size
For **d**, **i**, **o**, **u**, **x**, **X**, **e**, **E**, and **f** conversions (see table 9.36), the size (**short** type, **long** type, **long long** type, or **long double** type) of the converted data is specified. In other conversions, this specification is ignored. Table 9.35 shows the types of size specification and their meanings.

Table 9.35 Converted Data Size Specification Types and Meanings

| Type | Meaning |
|------|---|
| h | For d , i , o , u , x , and X conversions, specifies that the converted data is of short type. |
| l | For d , i , o , u , x , and X conversions, specifies that the converted data is of long type. For e , E , and f conversions, specifies that the converted data is of double type. |
| L | For e , E , and f conversions, specifies that the converted data is of long double type. |
| ll | For d , i , o , u , x , and X conversions, specifies that the converted data is of long long type. |

- Conversion specifier
The input data is converted according to the type of conversion specified by the conversion specifier. However, processing is terminated when a white-space character is read, when a character for which conversion is not permitted is read, or when the specified field width has been exceeded.

Table 9.36 Conversion Specifiers and Conversion Methods

| Conversion Specifier | Conversion Type | Conversion Method | Data Type Subject to Conversion |
|-----------------------------|-----------------------------|---|--|
| d | d conversion | A decimal string is converted to integer type data. | Integer type |
| i | i conversion | A decimal string with a sign prefixed, or a decimal string with u (U) or l (L) suffixed is converted to integer type data. A string beginning with 0x (or 0X) is interpreted as hexadecimal, and the string is converted to int type data. A string beginning with 0 is interpreted as octal, and the string is converted to int type data. | Integer type |
| o | o conversion | An octal string is converted to integer type data. | Integer type |
| u | u conversion | An unsigned decimal string is converted to integer type data. | Integer type |
| x | x conversion | A hexadecimal string is converted to integer type data. | Integer type |
| X | X conversion | There is no difference in meaning between x conversion and X conversion. | |
| s | s conversion | Characters are converted as a single string until a space, horizontal tab, or new-line character is read. A null character is appended at the end of the string. (The string in which the converted data is set must be large enough to include the null character.) | Character type |
| c | c conversion | One character is input. The input character is not skipped even if it is a white-space character. To read only non-white-space characters, specify %1s . If the field width is specified, the number of characters equivalent to that specification are read. In this case, therefore, the storage area that stores the converted data needs the specified size. | char type |
| e | e conversion | A string indicating a floating-point number is converted to floating-point type data. There is no difference in meaning between the e conversion and E conversion, or between the g conversion and G conversion. The input format is a floating-point number that can be represented by the strtod function. | Floating-point type |
| E | E conversion | | |
| f | f conversion | | |
| g | g conversion | | |
| G | G conversion | | |
| p | p conversion | A string converted by p conversion of the fprintf function is converted to pointer type data. | Pointer to void type |
| n | No conversion is performed. | Data input is not performed; the number of data characters input so far is set. | Integer type |
| [| [conversion | A set of characters is specified after [, followed by]. This character set defines a set of characters comprising a string. If the first character of the character set is not a circumflex (^), the input data is input as a single string until a character not in this character set is first read. If the first character is ^, the input data is input as a single string until a character which is in the character set following the ^ is first read. A null character is automatically appended at the end of the input string. (The string in which the converted data is set must be large enough to include the null character.) | Character type |
| % | No conversion is performed. | % is read. | None |

If the conversion specifier is a letter not shown in table 9.36, the behavior is not guaranteed. For the other characters, the behavior is implementation-defined.

long printf (const char *control[, arg...]) Formatted Output

Description: Converts data according to a format and outputs it to the standard output file (**stdout**).

Header file: <stdio.h>

Return values: Normal: Number of characters converted and output
Abnormal: Negative value

Parameters: control Pointer to string indicating format
arg,... Data to be output according to format

Example:

```
#include <stdio.h>
const char *control="%s";
int ret;
char buffer[]="Hello World\n";
ret=printf(control, buffer);
```

Remarks: The **printf** function converts and edits parameter **arg** according to the string that represents the format pointed to by **control**, and outputs the result to the standard output file (**stdout**).

For details of the format specifications, see the description of the **fprintf** function.

**long vfscanf(FILE *restrict fp, const char *restrict control,
va_list arg)** Variable-Parameter Formatted Input from File

Description: Inputs data from a stream input/output file and converts it according to a format.

Header file: <stdarg.h>, <stdio.h>

Return values: Normal: Number of data items successfully input and converted
Abnormal: Input data ends before input data conversion is performed:
EOF

Parameters: fp File pointer
control Pointer to wide string indicating format
arg Parameter list

Example:

```
#include <stdarg.h>
#include <stdio.h>

FILE *fp;
const char *control="%d";
int ret;

void prlist(int count ,...)
{
    va_list ap;
    int i;
    va_start(ap, count);
    for(i=0;i<count;i++)
        ret=vfscanf(fp, control, ap);
    va_end(ap);
}
```

Remarks: The **vfscanf** function is equivalent to **fscanf** with **arg** specified instead of the variable parameter list.

Initialize **arg** through the **va_start** macro before calling the **vfscanf** function.

The **vfscanf** function does not call the **va_end** macro.

long scanf (const char *control[, ptr...])

Formatted Input

Description: Inputs data from the standard input file (**stdin**) and converts it according to a format.

Header file: <stdio.h>

Return values: Normal: Number of data items successfully input and converted
Abnormal: **EOF**

Parameters: control Pointer to string indicating format
ptr,... Pointer to storage area that stores input and converted data

Example:

```
#include <stdio.h>
const char *control="%d";
int ret,buffer[10];
ret=scanf(control,buffer);
```

Remarks: The **scanf** function inputs data from the standard input file (**stdin**), converts and edits it according to the string that represents the format pointed to by **control**, and stores the result in the storage area pointed to by **ptr**.

The **scanf** function returns the number of data items successfully input and converted as the return value. **EOF** is returned if the standard input file ends before the first conversion.

For details of the format specifications, see the description of the **fscanf** function.

For **%e** conversion, specify **l** for **double** type, and specify **L** for **long double** type. The default type is **float**.

**long vscanf(const char *restrict control,
va_list arg)** Variable-Parameter Formatted Input from File

Description: Inputs data from the specified storage area and converts it according to a format.

Header file: <stdarg.h>, <stdio.h>

Return values: Normal: Number of data items successfully input and converted
Abnormal: Input data ends before input data conversion is performed:
EOF

Parameters: control Pointer to string indicating format
arg Parameter list

Example:

```
#include <stdarg.h>
#include <stdio.h>

FILE *fp;
const char *control="%d";
int ret;

void prlist(int count ,...)
{
    va_list ap;
    int i;
    va_start(ap, count);
    for(i=0;i<count;i++)
        ret=vsscanf(control, ap);
    va_end(ap);
}
```

Remarks: The **vsscanf** function is equivalent to **scanf** with **arg** specified instead of the variable parameters.

Initialize **arg** through the **va_start** macro before calling the **vsscanf** function.

The **vsscanf** function does not call the **va_end** macro.

long sprintf (char *s, const char *control[, arg...])

Formatted String Output

Description: Converts data according to a format and outputs it to the specified area.

Header file: <stdio.h>

Return values: Number of characters converted

Parameters: s Pointer to storage area to which data is to be output
control Pointer to string indicating format
arg,... Data to be output according to format

Example:

```
#include <stdio.h>
char *s;
const char *control="%s";
int ret;
char buffer[]="Hello World\n";
ret=sprintf(s, control, buffer);
```

Remarks: The **sprintf** function converts and edits parameter **arg** according to the string that represents the format pointed to by **control**, and outputs the result to the storage area pointed to by **s**.

A null character is appended at the end of the converted and output string. This null character is not included in the return value (number of characters output).

For details of the format specifications, see the description of the **fprintf** function.

long sscanf (const char *s, const char *control[, ptr...])

Formatted String Input

Description: Inputs data from the specified storage area and converts it according to a format.

Header file: <stdio.h>

Return values: Normal: Number of data items successfully input and converted
Abnormal: **EOF**

Parameters: s Storage area containing data to be input
control Pointer to string indicating format
ptr,... Pointer to storage area that stores input and converted data

Example:

```
#include <stdio.h>
const char *s, *control="%d";
int ret,buffer[10];
ret=sscanf(s, control, buffer);
```

Remarks: The **sscanf** function inputs data from the storage area pointed to by **s**, converts and edits it according to the string that represents the format pointed to by **control**, and stores the result in the storage area pointed to by **ptr**.

The **sscanf** function returns the number of data items successfully input and converted. **EOF** is returned when the input data ends before the first conversion.

For details of the format specifications, see the description of the **fscanf** function.

**long vsscanf(const char *restrict s, const char *restrict control,
va_list arg) Variable-Parameter Formatted Input from File**

Description: Inputs data from the specified storage area and converts it according to a format.

Header file: <stdarg.h>, <stdio.h>

Return values: Normal: Number of data items successfully input and converted
Abnormal: Input data ends before input data conversion is performed:
EOF

Parameters: s Storage area containing data to be input
control Pointer to string indicating format
arg Parameter list

Example:

```
#include <stdarg.h>
#include <stdio.h>

const char *s, *control="%d";
int ret;

void prlist(int count ,...)
{
    va_list ap;
    int i;
    va_start(ap, count);
    for(i=0;i<count;i++)
        ret=vsscanf(control, ap);
    va_end(ap);
}
```

Remarks: The **vsscanf** function is equivalent to **sscanf** with **arg** specified instead of the variable parameters.

Initialize **arg** through the **va_start** macro before calling the **vsscanf** function.

The **vsscanf** function does not call the **va_end** macro.

long vfprintf (FILE *fp, const char *control, va_list arg) Variable Parameter Output to File

Description: Outputs a variable parameter list to the specified stream input/output file according to a format.

Header file: <stdio.h>

Return values: Normal: Number of characters converted and output
Abnormal: Negative value

Parameters: fp File pointer
control Pointer to string indicating format
arg Parameter list

Example:

```
#include <stdarg.h>
#include <stdio.h>
FILE *fp;
const char *control="%d";
int ret;

void prlist(int count ,...)
{
    va_list ap;
    int i;
    va_start(ap, count);
    for(i=0;i<count;i++)
        ret=vfprintf(fp, control, ap);
    va_end(ap);
}
```

Remarks: The **vfprintf** function sequentially converts and edits a variable parameter list according to the string that represents the format pointed to by **control**, and outputs the result to the stream input/output file indicated by **fp**.

The **vfprintf** function returns the number of data items converted and output, or a negative value when an error occurs.

Within the **vfprintf** function, the **va_end** macro is not invoked.

For details of the format specifications, see the description of the **fprintf** function.

Parameter **arg**, indicating the parameter list, must be initialized beforehand by the **va_start** macro (and the succeeding **va_arg** macro).

long vprintf (const char *control, va_list arg) Variable Parameter Output

Description: Outputs a variable parameter list to the standard output file (**stdout**) according to a format.

Header file: <stdio.h>

Return values: Normal: Number of characters converted and output
Abnormal: Negative value

Parameters: control Pointer to string indicating format
arg Parameter list

Example:

```
#include <stdarg.h>
#include <stdio.h>
FILE *fp;
const char *control="%d";
int ret;

void prlist(int count ,...)
{
    va_list ap;
    int i;
    va_start(ap, count);
    for(i=0;i<count;i++)
        ret=vprintf(control, ap);
    va_end(ap);
}
```

Remarks: The **vprintf** function sequentially converts and edits a variable parameter list according to the string that represents the format pointed to by **control**, and outputs the result to the standard output file.

The **vprintf** function returns the number of data items converted and output, or a negative value when an error occurs.

Within the **vprintf** function, the **va_end** macro is not invoked.

For details of the format specifications, see the description of the **fprintf** function.

Parameter **arg**, indicating the parameter list, must be initialized beforehand by the **va_start** macro (and the succeeding **va_arg** macro).

long vsprintf (char *s, const char *control, va_list arg) Variable Parameter String Output

Description: Outputs a variable parameter list to the specified storage area according to a format.

Header file: <stdio.h>

Return values: Normal: Number of characters converted
 Abnormal: Negative value

Parameters: s Pointer to storage area to which data is to be output
 control Pointer to string indicating format
 arg Parameter list

Example:

```
#include <stdarg.h>
#include <stdio.h>
char *s;
const char *control="%d";
int ret;

void prlist(int count ,...)
{
    va_list ap;
    int i;
    va_start(ap, count);
    for(i=0;i<count;i++) {
        ret=vsprintf(s,control,ap);
        va_arg(ap,int)
        s += ret;
    }
}
```

Remarks: The **vsprintf** function sequentially converts and edits a variable parameter list according to the string that represents the format pointed to by **control**, and outputs the result to the storage area pointed to by **s**.

A null character is appended at the end of the converted and output string. This null character is not included in the return value (number of characters output).

For details of the format specifications, see the description of the **fprintf** function.

Parameter **arg**, indicating the parameter list, must be initialized beforehand by the **va_start** macro (and the succeeding **va_arg** macro).

long fgetc (FILE *fp)

One Character Input from File

Description: Inputs one character from a stream input/output file.

Header file: <stdio.h>

Return values: Normal: End-of-file: **EOF**
Otherwise: Input character
Abnormal: **EOF**

Parameters: fp File pointer

Example:

```
#include <stdio.h>
FILE *fp;
int ret;
ret=fgetc(fp);
```

Error conditions: When a read error occurs, the error indicator for that file is set.

Remarks: The **fgetc** function inputs one character from the stream input/output file indicated by file pointer **fp**.

The **fgetc** function normally returns the input character, but returns **EOF** at end-of-file or when an error occurs. At end-of-file, the end-of-file indicator for that file is set.

char *fgets (char *s, long n, FILE *fp)

String Input from File

Description: Inputs a string from a stream input/output file.

Header file: <stdio.h>

Return values: Normal: End-of-file: **NULL**
Otherwise: **s**
Abnormal: **NULL**

Parameters: s Pointer to storage area to which string is input
n Number of bytes of storage area to which string is input
fp File pointer

Example:

```
#include <stdio.h>
char *s, *ret;
int n;
FILE *fp;
ret=fgets(s, n, fp);
```

Remarks: The **fgets** function inputs a string from the stream input/output file indicated by file pointer **fp** to the storage area pointed to by **s**.

The **fgets** function performs input up to the (n-1)th character or a new-line character, or until end-of-file, and appends a null character at the end of the input string.

The **fgets** function normally returns **s**, the pointer to the storage area to which the string is input, but returns **NULL** at end-of-file or if an error occurs.

The contents of the storage area pointed to by **s** do not change at end-of-file, but are not guaranteed when an error occurs.

long fputc (long c, FILE *fp)

One Character Output to File

Description: Outputs one character to a stream input/output file.

Header file: <stdio.h>

Return values: Normal: Output character
Abnormal: **EOF**

Parameters: c Character to be output
fp File pointer

Example:

```
#include <stdio.h>
FILE *fp;
int c, ret;
ret=fputc(c, fp);
```

Error conditions: When a write error occurs, the error indicator for that file is set.

Remarks: The **fputc** function outputs character **c** to the stream input/output file indicated by file pointer **fp**.

The **fputc** function normally returns **c**, the output character, but returns **EOF** when an error occurs.

long fputs (const char *s, FILE *fp)

String Output to File

Description: Outputs a string to a stream input/output file.

Header file: <stdio.h>

Return values: Normal: 0
Abnormal: Nonzero

Parameters: s Pointer to string to be output
fp File pointer

Example:

```
#include <stdio.h>
const char *s;
int ret;
FILE *fp;
ret=fputs(s, fp);
```

Remarks: The **fputs** function outputs the string pointed to by **s** up to the character preceding the null character to the stream input/output file indicated by file pointer **fp**. The null character indicating the end of the string is not output.

The **fputs** function normally returns zero, but returns nonzero when an error occurs.

long getc (FILE *fp)

One Character Input from File

Description: Inputs one character from a stream input/output file.

Header file: <stdio.h>

Return values: Normal: End-of-file: **EOF**
Otherwise: Input character
Abnormal: **EOF**

Parameters: fp File pointer

Example:

```
#include <stdio.h>
FILE *fp;
int ret;
ret=getc(fp);
```

Error conditions: When a read error occurs, the error indicator for that file is set.

Remarks: The **getc** function inputs one character from the stream input/output file indicated by file pointer **fp**.

The **getc** function normally returns the input character, but returns **EOF** at end-of-file or when an error occurs. At end-of-file, the end-of-file indicator for that file is set.

long getchar (void)

One Character Input

Description: Inputs one character from the standard input file (**stdin**).

Header file: <stdio.h>

Return values: Normal: End-of-file: **EOF**
Otherwise: Input character
Abnormal: **EOF**

Example:

```
#include <stdio.h>
int ret;
ret=getchar();
```

Error conditions: When a read error occurs, the error indicator for that file is set.

Remarks: The **getchar** function inputs one character from the standard input file (**stdin**).

The **getchar** function normally returns the input character, but returns **EOF** at end-of-file or when an error occurs. At end-of-file, the end-of-file indicator for that file is set.

char *gets (char *s)

String Input

Description: Inputs a string from the standard input file (**stdin**).

Header file: <stdio.h>

Return values: Normal: End-of-file: **NULL**
Otherwise: **s**
Abnormal: **NULL**

Parameters: s Pointer to storage area to which string is input

Example:

```
#include <stdio.h>
char *ret, *s;
ret=gets(s);
```

Remarks: The **gets** function inputs a string from the standard input file (**stdin**) to the storage area starting at **s**.

The **gets** function inputs characters up to end-of-file or until a new-line character is input, and appends a null character instead of a new-line character.

The **gets** function normally returns **s**, the pointer to the storage area to which the string is input, but returns **NULL** at the end of the standard input file or when an error occurs.

The contents of the storage area pointed to by **s** do not change at the end of the standard input file, but are not guaranteed when an error occurs.

long putc (long c, FILE *fp)

One Character Output to File

Description: Outputs one character to a stream input/output file.

Header file: <stdio.h>

Return values: Normal: Output character
Abnormal: **EOF**

Parameters: c Character to be output
fp File pointer

Example:

```
#include <stdio.h>
FILE *fp;
int c, ret;
ret=putc(c, fp);
```

Error conditions: When a write error occurs, the error indicator for that file is set.

Remarks: The **putc** function outputs character **c** to the stream input/output file indicated by file pointer **fp**.

The **putc** function normally returns **c**, the output character, but returns **EOF** when an error occurs.

long putchar (long c)

One Character Output

Description: Outputs one character to the standard output file (**stdout**).

Header file: <stdio.h>

Return values: Normal: Output character
Abnormal: **EOF**

Parameters: c Character to be output

Example:

```
#include <stdio.h>
int c, ret;
ret=putchar(c);
```

Error conditions: When a write error occurs, the error indicator for that file is set.

Remarks: The **putchar** function outputs character **c** to the standard output file (**stdout**).

The **putchar** function normally returns **c**, the output character, but returns **EOF** when an error occurs.

long puts (const char *s)

String Output

Description: Outputs a string to the standard output file (**stdout**).

Header file: <stdio.h>

Return values: Normal: 0
Abnormal: Nonzero

Parameters: s Pointer to string to be output

Example:

```
#include <stdio.h>
const char *s;
int ret;
ret=puts(s);
```

Remarks: The **puts** function outputs the string pointed to by **s** to the standard output file (**stdout**). The null character indicating the end of the string is not output, but a new-line character is output instead.

The **puts** function normally returns zero, but returns nonzero when an error occurs.

long ungetc (long c, FILE *fp)

One Character Return to File

Description: Returns one character to a stream input/output file.

Header file: <stdio.h>

Return values: Normal: Returned character
Abnormal: **EOF**

Parameters: **c** Character to be returned
fp File pointer

Example:

```
#include <stdio.h>
int c, ret;
FILE *fp;
ret=ungetc(c, fp);
```

Remarks: The **ungetc** function returns character **c** to the stream input/output file indicated by file pointer **fp**. Unless the **fflush**, **fseek**, or **rewind** function is called, this returned character will be the next input data.

The **ungetc** function normally returns **c**, which is the returned character, but returns **EOF** when an error occurs.

The behavior is not guaranteed when the **ungetc** function is called more than once without intervening **fflush**, **fseek**, or **rewind** function execution. When the **ungetc** function is executed, the current file position indicator for that file is moved back one position; however, when this file position indicator has already been positioned at the beginning of the file, its value is not guaranteed.

size_t fread (void *ptr, size_t size, size_t n, FILE *fp)

Reading from File

Description: Inputs data from a stream input/output file to the specified storage area.

Header file: <stdio.h>

Return values: When **size** or **n** is 0: 0
When **size** and **n** are both nonzero: Number of successfully input members

Parameters: ptr Pointer to storage area to which data is input
size Number of bytes in one member
n Number of members to be input
fp File pointer

Example:

```
#include <stdio.h>
void *ptr;
size_t size;
size_t n, ret;
FILE *fp;
ret=fread(ptr, size, n, fp);
```

Remarks: The **fread** function inputs **n** members whose size is specified by **size**, from the stream input/output file indicated by file pointer **fp**, into the storage area pointed to by **ptr**. The file position indicator for the file is advanced by the number of bytes input.

The **fread** function returns the number of members successfully input, which is normally the same as the value of **n**. However, at end-of-file or when an error occurs, the number of members successfully input so far is returned, and then the return value will be less than **n**. The **ferror** and **feof** functions should be used to distinguish between end-of-file and error occurrence.

When the value of **size** or **n** is zero, zero is returned as the return value and the contents of the storage area pointed to by **ptr** do not change. When an error occurs or when only a part of the members can be input, the file position indicator is not guaranteed.

size_t fwrite (const void *ptr, size_t size, size_t n, FILE *fp)

Writing to File

Description: Outputs data from a memory area to a stream input/output file.

Header file: <stdio.h>

Return values: Number of successfully output members

Parameters: ptr Pointer to storage area storing data to be output
size Number of bytes in one member
n Number of members to be output
fp File pointer

Example:

```
#include <stdio.h>
const void *ptr;
size_t size;
size_t n, ret;
FILE *fp;
ret=fwrite(ptr, size, n, fp);
```

Remarks: The **fwrite** function outputs **n** members whose size is specified by **size**, from the storage area pointed to by **ptr**, to the stream input/output file indicated by file pointer **fp**. The file position indicator for the file is advanced by the number of bytes output.

The **fwrite** function returns the number of members successfully output, which is normally the same as the value of **n**. However, when an error occurs, the number of members successfully output so far is returned, and then the return value will be less than **n**.

When an error occurs, the file position indicator is not guaranteed.

long fseek (FILE *fp, long offset, long type)

Shifting File Read/Write Position

Description: Shifts the current read/write position in a stream input/output file.

Header file: <stdio.h>

Return values: Normal: 0
 Abnormal: Nonzero

Parameters: fp File pointer
 offset Offset from position specified by type of offset
 type Type of offset

Example:

```
#include <stdio.h>
FILE *fp;
long offset;
int type, ret;
ret=fseek(fp, offset, type);
```

Remarks: The **fseek** function shifts the current read/write position in the stream input/output file indicated by file pointer **fp** by **offset** bytes from the position specified by **type** (the type of offset).

The types of offset are shown in table 9.37.

The **fseek** function normally returns zero, but returns nonzero in response to an invalid request.

Table 9.37 Types of Offset

| Offset Type | Meaning |
|-------------|--|
| SEEK_SET | Shifts to a position which is located offset bytes away from the beginning of the file. The value specified by offset must be zero or positive. |
| SEEK_CUR | Shifts to a position which is located offset bytes away from the current position in the file. The shift is toward the end of the file if the value specified by offset is positive, and toward the beginning of the file if negative. |
| SEEK_END | Shifts to a position which is located offset bytes forward from end-of-file. The value specified by offset must be zero or negative. |

For a text file, the type of offset must be **SEEK_SET** and **offset** must be zero or the value returned by the **ftell** function for that file. Note also that calling the **fseek** function cancels the effect of the **ungetc** function.

long ftell (FILE *fp)**Obtaining File Read/Write Position**

Description: Obtains the current read/write position in a stream input/output file.

Header file: <stdio.h>

Return values: Current file position indicator position (text file)
Number of bytes from beginning of file to current position (binary file)

Parameters: fp File pointer

Example:

```
#include <stdio.h>
FILE *fp;
long ret;
ret=ftell(fp);
```

Remarks: The **ftell** function obtains the current read/write position in the stream input/output file indicated by file pointer **fp**.

For a binary file, the **ftell** function returns the number of bytes from the beginning of the file to the current position. For a text file, it returns, as the position of the file position indicator, an implementation-defined value that can be used by the **fseek** function.

When the **ftell** function is used twice for a text file, the difference in the return values will not necessarily represent the actual distance in the file.

void rewind (FILE *fp)**Shifting to Beginning of File**

Description: Shifts the current read/write position in a stream input/output file to the beginning of the file.

Header file: <stdio.h>

Parameters: fp File pointer

Example:

```
#include <stdio.h>
FILE *fp;
rewind(fp);
```

Remarks: The **rewind** function shifts the current read/write position in the stream input/output file indicated by file pointer **fp**, to the beginning of the file.

The **rewind** function clears the end-of-file indicator and error indicator for the file.

Note that calling the **rewind** function cancels the effect of the **ungetc** function.

void clearerr (FILE *fp)**Error State Clearing**

Description: Clears the error state of a stream input/output file.

Header file: <stdio.h>

Parameters: fp File pointer

Example:

```
#include <stdio.h>
FILE *fp;
clearerr(fp);
```

Remarks: The **clearerr** function clears the error indicator and end-of-file indicator for the stream input/output file indicated by file pointer **fp**.

long feof (FILE *fp)

Test for End-of-File

Description: Tests for the end of a stream input/output file.

Header file: <stdio.h>

Return values: End-of-file: Nonzero
Otherwise: 0

Parameters: fp File pointer

Example:

```
#include <stdio.h>
FILE *fp;
int ret;
ret=feof(fp);
```

Remarks: The **feof** function tests for the end of the stream input/output file indicated by file pointer **fp**.

The **feof** function tests the end-of-file indicator for the specified stream input/output file, and if the indicator is set, returns nonzero to indicate that the file is at its end. If the end-of-file indicator is not set, the **feof** function returns zero to show that the file is not yet at its end.

long ferror (FILE *fp)

Test for File Error State

Description: Tests for stream input/output file error state.

Header file: <stdio.h>

Return values: If file is in error state: Nonzero
Otherwise: 0

Parameters: fp File pointer

Example:

```
#include <stdio.h>
FILE *fp;
int ret;
ret=ferror(fp);
```

Remarks: The **ferror** function tests whether the stream input/output file indicated by file pointer **fp** is in the error state.

The **ferror** function tests the error indicator for the specified stream input/output file, and if the indicator is set, returns nonzero to show that the file is in the error state. If the error indicator is not set, the **ferror** function returns zero to show that the file is not in the error state.

void perror (const char *s)

Error Message Output

Description: Outputs an error message corresponding to the error number to the standard error file (**stderr**).

Header file: <stdio.h>

Parameters: s Pointer to error message

Example:

```
#include <stdio.h>
const char *s;
perror(s);
```

Remarks: The **perror** function maps **errno** to the error message indicated by **s**, and outputs the message to the standard error file (**stderr**).

If **s** is not **NULL** and the string pointed to by **s** is not a null character, the output format is as follows: the string pointed to by **s** followed by a colon and space, then the implementation-defined error message, and finally a new-line character.

(13) <stdlib.h>

Defines standard functions for standard processing of C programs.
 The following macros are implementation-defined.

| Type | Definition Name | Description |
|---------------------|-----------------|--|
| Type (macro) | onexit_t | Indicates the type returned by the function registered by the onexit function and the type of the value returned by the onexit function. |
| | div_t | Indicates the type of structure of the value returned by the div function. |
| | ldiv_t | Indicates the type of structure of the value returned by the ldiv function. |
| | lldiv_t | Indicates the type of structure of the value returned by the lldiv function. |
| Constant (macro) | RAND_MAX | Indicates the maximum value of pseudo-random integers generated by the rand function. |
| | EXIT_SUCCESS | Indicates the successfully completed state. |
| Function | atof | Converts a number-representing string to a double type floating-point number. |
| | atoi | Converts a decimal-representing string to an int type integer. |
| | atol | Converts a decimal-representing string to a long type integer. |
| | atoll | Converts a decimal-representing string to a long long type integer. |
| | strtod | Converts a number-representing string to a double type floating-point number. |
| | strtof | Converts a number-representing string to a float type floating-point number. |
| | strtold | Converts a number-representing string to a long double type floating-point number. |
| | strtoul | Converts a number-representing string to a long type integer. |
| | strtoul | Converts a number-representing string to an unsigned long type integer. |
| | strtoll | Converts a number-representing string to a long long type integer. |
| | strtoull | Converts a number-representing string to an unsigned long long type integer. |
| | rand | Generates pseudo-random integers from 0 to RAND_MAX . |
| | srand | Sets an initial value of the pseudo-random number sequence generated by the rand function. |

| Type | Definition Name | Description |
|----------|----------------------|--|
| Function | <code>calloc</code> | Allocates a storage area and clears all bits in the allocated storage area to 0. |
| | <code>free</code> | Releases specified storage area. |
| | <code>malloc</code> | Allocates a storage area. |
| | <code>realloc</code> | Changes the size of storage area to a specified value. |
| | <code>bsearch</code> | Performs binary search. |
| | <code>qsort</code> | Performs sorting. |
| | <code>abs</code> | Calculates the absolute value of an int type integer. |
| | <code>div</code> | Carries out division of int type integers and obtains the quotient and remainder. |
| | <code>labs</code> | Calculates the absolute value of a long type integer. |
| | <code>ldiv</code> | Carries out division of long type integers and obtains the quotient and remainder. |
| | <code>llabs</code> | Calculates the absolute value of a long long type integer. |
| | <code>lldiv</code> | Carries out division of long long type integers and obtains the quotient and remainder. |

Implementation-Defined Specifications

| Item | Compiler Specifications |
|--|--------------------------|
| calloc , malloc , or realloc function operation when the size is 0. | NULL is returned. |

double atof (const char *nptr)String Conversion to **double** Type

Description: Converts a number-representing string to a **double** type floating-point number.

Header file: <stdlib.h>

Return values: Converted data as a **double** type floating-point number

Parameters: nptr Pointer to a number-representing string to be converted

Example:

```
#include <stdlib.h>
const char *nptr;
double ret;
ret=atof(nptr);
```

Error conditions: If the converted result overflows or underflows, **errno** is set.

Remarks: Data is converted up to the first character that does not fit the floating-point data type.

The **atof** function does not guarantee the return value if an error such as an overflow occurs. When you want to acquire the guaranteed return value, use the **strtod** function.

long atoi (const char *nptr)

String Conversion to int Type

Description: Converts a decimal-representing string to an **int** type integer.

Header file: <stdlib.h>

Return values: Converted data as an **int** type integer

Parameters: nptr Pointer to a number-representing string to be converted

Example:

```
#include <stdlib.h>
const char *nptr;
int ret;
ret=atoi(nptr);
```

Error conditions: If the converted result overflows, **errno** is set.

Remarks: Data is converted up to the first character that does not fit the decimal data type.

The **atoi** function does not guarantee the return value if an error such as an overflow occurs. When you want to acquire the guaranteed return value, use the **strtol** function.

long atol (const char *nptr)

String Conversion to long Type

Description: Converts a decimal-representing string to a **long** type integer.

Header file: <stdlib.h>

Return values: Converted data as a **long** type integer

Parameters: nptr Pointer to a number-representing string to be converted

Example:

```
#include <stdlib.h>
const char *nptr;
long ret;
ret=atol(nptr);
```

Error conditions: If the converted result overflows, **errno** is set.

Remarks: Data is converted up to the first character that does not fit the decimal data type.

The **atol** function does not guarantee the return value if an error such as an overflow occurs. When you want to acquire the guaranteed return value, use the **strtol** function.

long long atoll (const char *nptr)

String Conversion to long long Type

Description: Converts a decimal-representing string to a **long long** type integer.

Header file: <stdlib.h>

Return values: Converted data as a **long long** type integer

Parameters: nptr Pointer to a number-representing string to be converted

Example:

```
#include <stdlib.h>
const char *nptr;
long long ret;
ret=atoll(nptr);
```

Error conditions: If the converted result overflows, **errno** is set.

Remarks: Data is converted up to the first character that does not fit the decimal data type.

The **atoll** function does not guarantee the return value if an error such as an overflow occurs. When you want to acquire the guaranteed return value, use the **strtoll** function.

double strtod (const char *nptr, char **endptr) String Conversion to double Type

Description: Converts a number-representing string to a **double** type floating-point number.

Header file: <stdlib.h>

Return values: Normal: If the string pointed by **nptr** begins with a character that does not represent a floating-point number: 0
If the string pointed by **nptr** begins with a character that represents a floating-point number: Converted data as a **double** type floating-point number
Abnormal: If the converted data overflows: **HUGE_VAL** with the same sign as that of the string before conversion
If the converted data underflows: 0

Parameters: **nptr** Pointer to a number-representing string to be converted
endptr Pointer to the storage area containing a pointer to the first character that does not represent a floating-point number

Example:

```
#include <stdlib.h>
const char *nptr;
char **endptr;
double ret;
ret=strtod(nptr, endptr);
```

Error conditions: If the converted result overflows or underflows, **errno** is set.

Remarks: According to the rules described in section 9.1.3 (4), Floating-Point Operation Specifications, the **strtod** function converts data, from the first digit or the decimal point up to the character immediately before the character that does not represent a floating-point number, into a **double** type floating-point number. However, if neither an exponent nor a decimal point is found in the data to be converted, the compiler assumes that the decimal point comes next to the last digit in the string. In the area pointed by **endptr**, the function sets up a pointer to the first character that does not represent a floating-point number. If some characters that do not represent a floating-point number come before digits, the value of **nptr** is set. If **endptr** is **NULL**, nothing is set in this area.

float strtof (const char *nptr, char **endptr) String Conversion to float Type

Description: Converts a number-representing string to a **float** type floating-point number.

Header file: <stdlib.h>

Return values: Normal: If the string pointed by **nptr** begins with a character that does not represent a floating-point number: 0
If the string pointed by **nptr** begins with a character that represents a floating-point number: Converted data as a **float** type floating-point number
Abnormal: If the converted data overflows: **HUGE_VALF** with the same sign as that of the string before conversion
If the converted data underflows: 0

Parameters: **nptr** Pointer to a number-representing string to be converted
endptr Pointer to the storage area containing a pointer to the first character that does not represent a floating-point number

Example:

```
#include <stdlib.h>
const char *nptr;
char **endptr;
float ret;
ret=strttof(nptr, endptr);
```

Error conditions: If the converted result overflows or underflows, **errno** is set.

Remarks: According to the rules described in section 9.1.3 (4), Floating-Point Operation Specifications, the **strttof** function converts data, from the first digit or the decimal point up to the character immediately before the character that does not represent a floating-point number, into a **float** type floating-point number. However, if neither an exponent nor a decimal point is found in the data to be converted, the compiler assumes that the decimal point comes next to the last digit in the string. In the area pointed by **endptr**, the function sets up a pointer to the first character that does not represent a floating-point number. If some characters that do not represent a floating-point number come before digits, the value of **nptr** is set. If **endptr** is **NULL**, nothing is set in this area.

long double strtold (const char *nptr, char **endptr) String Conversion to long double Type

- Description:** Converts a number-representing string to a **long double** type floating-point number.
- Header file:** <stdlib.h>
- Return values:** **Normal:** If the string pointed by **nptr** begins with a character that does not represent a floating-point number: 0
If the string pointed by **nptr** begins with a character that represents a floating-point number: Converted data as a **long double** type floating-point number
Abnormal: If the converted data overflows: **HUGE_VALL** with the same sign as that of the string before conversion
If the converted data underflows: 0
- Parameters:** **nptr** Pointer to a number-representing string to be converted
endptr Pointer to the storage area containing a pointer to the first character that does not represent a floating-point number
- Example:**
- ```
#include <stdlib.h>
const char *nptr;
char **endptr;
long double ret;
ret=strtold(nptr, endptr);
```
- Error conditions:** If the converted result overflows or underflows, **errno** is set.
- Remarks:** According to the rules described in section 9.1.3 (4), Floating-Point Operation Specifications, the **strtold** function converts data, from the first digit or the decimal point up to the character immediately before the character that does not represent a floating-point number, into a **long double** type floating-point number. However, if neither an exponent nor a decimal point is found in the data to be converted, the compiler assumes that the decimal point comes next to the last digit in the string. In the area pointed by **endptr**, the function sets up a pointer to the first character that does not represent a floating-point number. If some characters that do not represent a floating-point number come before digits, the value of **nptr** is set. If **endptr** is **NULL**, nothing is set in this area.



found in the string to be converted, conversion stops immediately. A 0 after a sign is ignored at conversion. Similarly, 0x (or 0X) is ignored when **base** is 16.

**unsigned long strtoul (const char \*nptr, char \*\*endptr, long base)** String Conversion to unsigned long Type

---

Description: Converts a number-representing string to an **unsigned long** type integer.

Header file: <stdlib.h>

Return values: Normal: If the string pointed by **nptr** begins with a character that does not represent an integer: 0  
If the string pointed by **nptr** begins with a character that represents an integer: Converted data as an **unsigned long** type integer  
Abnormal: If the converted data overflows: **ULONG\_MAX**

Parameters: **nptr** Pointer to a number-representing string to be converted  
**endptr** Pointer to the storage area containing a pointer to the first character that does not represent an integer  
**base** Radix of conversion (0 or 2 to 36)

Example: 

```
#include <stdlib.h>
unsigned long ret;
const char *nptr;
char **endptr;
int base;
ret=strtoul(nptr, endptr, base);
```

Error conditions: If the converted result overflows, **errno** is set.

Remarks: The **strtoul** function converts data, from the first digit up to the character before the first character that does not represent an integer, into an **unsigned long** type integer.

In the storage area pointed by **endptr**, the function sets up a pointer to the first character that does not represent an integer. If some characters that do not represent an integer come before the first digit, the value of **nptr** is set in this area. If **endptr** is **NULL**, nothing is set in this area.

If the value of **base** is 0, the rules described in section 9.1.1 (4), Integers, are observed at conversion. If the value of **base** is 2 to 36, it indicates the radix of conversion, where a (or A) to z (or Z) in the string to be converted correspond to numbers 10 to 35. If a character that is not smaller than the **base** value is found in the string to be converted, conversion stops immediately. A 0 after a sign is ignored at conversion. Similarly, 0x (or 0X) is ignored when **base** is 16.

---

String Conversion to  
long long Type

---

**long long strtoll (const char \*nptr, char \*\*endptr, long base)**

---

- Description: Converts a number-representing string to a **long long** type integer.
- Header file: <stdlib.h>
- Return values: Normal: If the string pointed by **nptr** begins with a character that does not represent an integer: 0  
If the string pointed by **nptr** begins with a character that represents an integer: Converted data as a **long long** type integer  
Abnormal: If the converted data overflows: **LLONG\_MAX** or **LLONG\_MIN** depending on the sign of the string before conversion
- Parameters: **nptr** Pointer to a number-representing string to be converted  
**endptr** Pointer to the storage area containing a pointer to the first character that does not represent an integer  
**base** Radix of conversion (0 or 2 to 36)
- Example: 

```
#include <stdlib.h>
long long ret;
const char *nptr;
char **endptr;
int base;
ret=strtoll(nptr, endptr, base);
```
- Error conditions: If the converted result overflows, **errno** is set.
- Remarks: The **strtoll** function converts data, from the first digit up to the character before the first character that does not represent an integer, into a **long long** type integer.

In the storage area pointed by **endptr**, the function sets up a pointer to the first character that does not represent an integer. If some characters that do not represent an integer come before the first digit, the value of **nptr** is set in this area. If **endptr** is **NULL**, nothing is set in this area.

If the value of **base** is 0, the rules described in section 9.1.1 (4), Integers, are observed at conversion. If the value of **base** is 2 to 36, it indicates the radix of conversion, where a (or A) to z (or Z) in the string to be converted correspond to numbers 10 to 35. If a character that is not smaller than the **base** value is found in the string to be converted, conversion stops immediately. A 0 after a sign is ignored at conversion. Similarly, 0x (or 0X) is ignored when **base** is 16.

---

**unsigned long long strtoull (const char \*nptr, char \*\*endptr, long base)** String Conversion to unsigned long long Type

---

Description: Converts a number-representing string to an **unsigned long long** type integer.

Header file: <stdlib.h>

Return values: Normal: If the string pointed by **nptr** begins with a character that does not represent an integer: 0  
 If the string pointed by **nptr** begins with a character that represents an integer: Converted data as an **unsigned long long** type integer  
 Abnormal: If the converted data overflows: **ULLONG\_MAX**

Parameters: **nptr** Pointer to a number-representing string to be converted  
**endptr** Pointer to the storage area containing a pointer to the first character that does not represent an integer  
**base** Radix of conversion (0 or 2 to 36)

Example: 

```
#include <stdlib.h>
unsigned long long ret;
const char *nptr;
char **endptr;
int base;
ret=strtoull(nptr, endptr, base);
```

Error conditions: If the converted result overflows, **errno** is set.

Remarks: The **strtoull** function converts data, from the first digit up to the character before the first character that does not represent an integer, into an **unsigned long long** type integer.

In the storage area pointed by **endptr**, the function sets up a pointer to the first character that does not represent an integer. If some characters that do not represent an integer come before the first digit, the value of **nptr** is set in this area. If **endptr** is **NULL**, nothing is set in this area.

If the value of **base** is 0, the rules described in section 9.1.1 (4), Integers, are observed at conversion. If the value of **base** is 2 to 36, it indicates the radix of conversion, where a (or A) to z (or Z) in the string to be converted correspond to numbers 10 to 35. If a character that is not smaller than the **base** value is found in the string to be converted, conversion stops immediately. A 0 after a sign is ignored at conversion. Similarly, 0x (or 0X) is ignored when **base** is 16.

---

**long rand (void)** Pseudo-Random Number Generation

---

Description: Generates a pseudo-random integer from 0 to **RAND\_MAX**.

Header file: <stdlib.h>

Return values: Pseudo-random integer

Example: 

```
#include <stdlib.h>
int ret;
ret=rand();
```

---

**void srand (unsigned long seed)** Initial Setting for Pseudo-Random Number Sequence

---

Description: Sets an initial value of the pseudo-random number sequence generated by the **rand** function.

Header file: <stdlib.h>

Parameters: seed Initial value for pseudo-random number sequence generation

Example: 

```
#include <stdlib.h>
unsigned int seed;
srand(seed);
```

Remarks: The **srand** function sets up an initial value for pseudo-random number sequence generation of the **rand** function. If pseudo-random number sequence generation by the **rand** function is repeated and if the same initial value is set up again by the **srand** function, the same pseudo-random number sequence is repeated.

If the **rand** function is called before the **srand** function, 1 is set as the initial value for the pseudo-random number generation.

---

**void \*calloc (size\_t nelem, size\_t elsize)**                      Storage Area Allocation and Initialization

---

Description:        Allocates a storage area and clears all bits in the allocated storage area to 0.

Header file:        <stdlib.h>

Return values:     Normal:        Starting address of an allocated storage area  
                    Abnormal:     Storage allocation failed, or either of the parameter is 0:  
                                                          **NULL**

Parameters:        nelem        Number of elements  
                    elsize        Number of bytes occupied by a single element

Example: 

```
#include <stdlib.h>
size_t nelem, elsize;
void *ret;
ret=calloc(nelem, elsize);
```

Remarks: The **calloc** function allocates as many storage units of size **elsize** (bytes) as the number specified by **nelem**. The function also clears all the bits in the allocated storage area to 0.

---

**void free (void \*ptr)****Storage Area Release**

---

Description: Releases the specified storage area.

Header file: <stdlib.h>

Parameters: ptr            Address of storage area to release

Example:            #include <stdlib.h>  
                     void \*ptr;  
                     free(ptr);

Remarks:            The **free** function releases the storage area pointed by **ptr**, to enable reallocation for use. If **ptr** is **NULL**, the function carries out nothing.

If the storage area attempted to release was not allocated by the **calloc**, **malloc**, or **realloc** function, or when the area has already been released by the **free** or **realloc** function, correct operation is not guaranteed. Operation result of reference to a released storage area is also not guaranteed.

---

**void \*malloc (size\_t size)****Storage Area Allocation**

---

Description:            Allocates a storage area.

Header file:            <stdlib.h>

Return values:        Normal:            Starting address of allocated storage area  
                     Abnormal:        Storage allocation failed, or **size** is 0: **NULL**

Parameters:            size                Size in number of bytes of storage area to allocate

Example:            #include <stdlib.h>  
                     size\_t size;  
                     void \*ret;  
                     ret=malloc(size);

Remarks:            The **malloc** function allocates a storage area of a specified number of bytes by **size**.



---

**void \*realloc (void \*ptr, size\_t size)**

Changing Allocated Storage Area Size

---

Description: Changes the size of a storage area to a specified value.

Header file: <stdlib.h>

Return values: Normal: Starting address of storage area whose size has been changed  
Abnormal: Storage area allocation has failed, or **size** is 0: **NULL**

Parameters: ptr Starting address of storage area to be changed  
size Size of storage area in number of bytes after the change

Example: 

```
#include <stdlib.h>
size_t size;
void *ptr, *ret;
ret=realloc(ptr, size);
```

Remarks: The **realloc** function changes the size of the storage area specified by **ptr** to the number of bytes specified by **size**. If the newly allocated storage area is smaller than the old one, the contents are left unchanged up to the size of the newly allocated area.

When **ptr** is not a pointer to the storage area allocated by the **calloc**, **malloc**, or **realloc** function or when **ptr** is a pointer to the storage area released by the **free** or **realloc** function, operation is not guaranteed.

---

**void \*bsearch (const void \*key, const void \*base, size\_t nmemb, size\_t size,  
int (\*compar)(const void \*, const void \*))** Binary Search

---

Description: Performs binary search.

Header file: <stdlib.h>

Return values: If a matching member is found: Pointer to the matching member  
If no matching member is found: **NULL**

Parameters: key Pointer to data to find  
base Pointer to a table to be searched  
nmemb Number of members to be searched  
size Number of bytes of a member to be searched  
compar Pointer to a function that performs comparison

Example: 

```
#include <stdlib.h>
const void *key, *base;
size_t nmemb, size;
int (*compar)(const void *, const void *);
void *ret;
ret=bsearch(key, base, nmemb, size, compar);
```

Remarks: The **bsearch** function searches the table specified by **base** for a member that matches the data specified by **key**, by binary search method. The function that performs comparison should receive pointers **p1** (first parameter) and **p2** (second parameter) to two data items to compare, and return the result complying with the specification below.

\*p1 < \*p2: Returns a negative value.

\*p1 == \*p2: Returns 0.

\*p1 > \*p2: Returns a positive value.

Members to be searched must be placed in the ascending order.

---

**void qsort (const void \*base, size\_t nmemb, size\_t size,  
int (\*compar)(const void \*, const void \*))**

---

Sorting

Description: Performs sorting.

Header file: <stdlib.h>

Parameters: base Pointer to the table to be sorted  
nmemb Number of members to sort  
size Number of bytes of a member to be sorted  
compar Pointer to a function to perform comparison

Example: 

```
#include <stdlib.h>
const void *base;
size_t nmemb, size;
int (*compar)(const void *, const void *)
 qsort(base, nmemb, size, compar);
```

Remarks: The **qsort** function sorts out data on the table pointed to by **base**. The data arrangement order is specified by the pointer to a function to perform comparison. This comparison function should receive pointers **p1** (first parameter) and **p2** (second parameter) as two data items to be compared, and return the result complying with the specification below.

\*p1 < \*p2: Returns a negative value.

\*p1 == \*p2: Returns 0.

\*p1 > \*p2: Returns a positive value.

---

**long abs (long i)**

Absolute Value

---

Description: Calculates the absolute value of an **int** type integer.

Header file: <stdlib.h>

Return values: Absolute value of **i**

Parameters: **i** Integer to calculate the absolute value of

Example: 

```
#include <stdlib.h>
int i, ret;
ret=abs(i);
```

Remarks: If the resultant absolute value cannot be expressed as an **int** type integer, correct operation is not guaranteed.

---

**div\_t div (long numer, long denom)**

Quotient and Remainder

---

Description: Carries out division of **int** type integers and obtains the quotient and remainder.

Header file: <stdlib.h>

Return values: Quotient and remainder of division of numer by denom

Parameters: **numer** Dividend  
**denom** Divisor

Example: 

```
#include <stdlib.h>
int numer, denom;
div_t ret;
ret=div(numer, denom);
```

---

**long labs (long j)**

Absolute Value

---

Description: Calculates the absolute value of a **long** type integer.

Header file: <stdlib.h>

Return values: Absolute value of j

Parameters: j Integer to calculate the absolute value of

Example: 

```
#include <stdlib.h>
long j;
long ret;
ret=labs(j);
```

Remarks: If the resultant absolute value cannot be expressed as a **long** type integer, correct operation is not guaranteed.

---

**ldiv\_t ldiv (long numer, long denom)**

Quotient and Remainder

---

Description: Carries out division of **long** type integers and obtains the quotient and remainder.

Header file: <stdlib.h>

Return values: Quotient and remainder of division of **numer** by **denom**

Parameters: numer Dividend  
denom Divisor

Example: 

```
#include <stdlib.h>
long numer, denom;
ldiv_t ret;
ret=ldiv(numer, denom);
```

---

**long long labs (long long j)**

Absolute Value

Description: Calculates the absolute value of a **long long** type integer.

Header file: <stdlib.h>

Return values: Absolute value of j

Parameters: j Integer to calculate the absolute value of

Example: 

```
#include <stdlib.h>
long long j;
long long ret;
ret=llabs(j);
```

Remarks: If the resultant absolute value cannot be expressed as a **long long** type integer, correct operation is not guaranteed.

---

**lldiv\_t lldiv (long long numer, long long denom)**

Quotient and Remainder

Description: Carries out division of **long long** type integers and obtains the quotient and remainder.

Header file: <stdlib.h>

Return values: Quotient and remainder of division of **numer** by **denom**

Parameters: numer Dividend  
denom Divisor

Example: 

```
#include <stdlib.h>
long long numer, denom;
lldiv_t ret;
ret=lldiv(numer,denom);
```

**(14) <string.h>**

Defines functions for handling character arrays.

| Type     | Definition Name | Description                                                                                                                                                      |
|----------|-----------------|------------------------------------------------------------------------------------------------------------------------------------------------------------------|
| Function | memcpy          | Copies contents of a source storage area of a specified length to a destination storage area.                                                                    |
|          | strcpy          | Copies contents of a source string including the null character to a destination storage area.                                                                   |
|          | strncpy         | Copies a source string of a specified length to a destination storage area.                                                                                      |
|          | strcat          | Concatenates a string after another string.                                                                                                                      |
|          | strncat         | Concatenates a string of a specified length after another string.                                                                                                |
|          | memcmp          | Compares two storage areas specified.                                                                                                                            |
|          | strcmp          | Compares two strings specified.                                                                                                                                  |
|          | strncmp         | Compares two strings specified for a specified length.                                                                                                           |
|          | memchr          | Searches a specified storage area for the first occurrence of a specified character.                                                                             |
|          | strchr          | Searches a specified string for the first occurrence of a specified character.                                                                                   |
|          | strcspn         | Checks a specified string from the beginning and counts the number of consecutive characters at the beginning that are not included in another string specified. |
|          | strpbrk         | Searches a specified string for the first occurrence of any character that is included in another string specified.                                              |
|          | strrchr         | Searches a specified string for the last occurrence of a specified character.                                                                                    |
|          | strspn          | Checks a specified string from the beginning and counts the number of consecutive characters at the beginning that are included in another string specified.     |
|          | strstr          | Searches a specified string for the first occurrence of another string specified.                                                                                |
|          | strtok          | Divides a specified string into some tokens.                                                                                                                     |
|          | memset          | Sets a specified character for a specified number of times at the beginning of a specified storage area.                                                         |
|          | strerror        | Sets an error message.                                                                                                                                           |
|          | strlen          | Calculates the length of a string.                                                                                                                               |

---

| Type     | Definition Name | Description                                                                                                                                                                                                            |
|----------|-----------------|------------------------------------------------------------------------------------------------------------------------------------------------------------------------------------------------------------------------|
| Function | memmove         | Copies contents of a source storage area of a specified length to a destination storage area. Even if a part of the source storage area and a part of the destination storage area overlap, correct copy is performed. |

---

### Implementation-Defined Specifications

---

| Item                                                   | Compiler Specifications                                 |
|--------------------------------------------------------|---------------------------------------------------------|
| Error message returned by the <b>strerror</b> function | Refer to section 11.3, Standard Library Error Messages. |

---

When using functions defined in this standard include file, note the following.

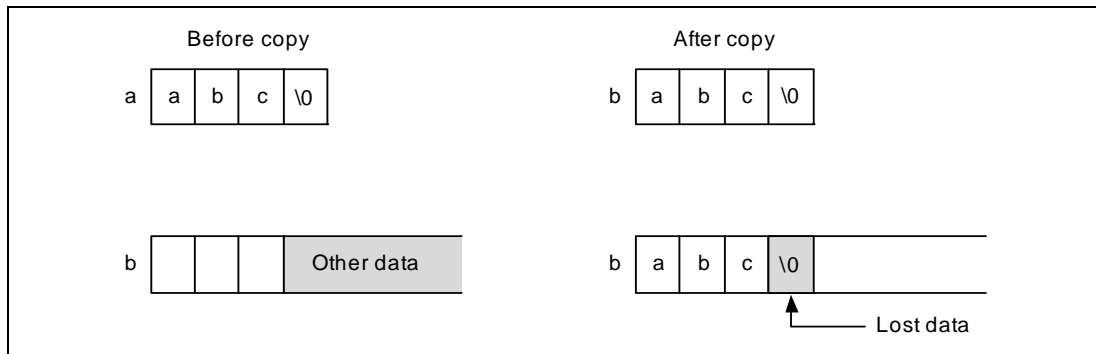
- (1) On copying a string, if the destination area is smaller than the source area, correct operation is not guaranteed.

#### Example

```
char a[]="abc";
char b[3];
.
.
.
strcpy (b, a);
```

In the above example, the size of array **a** (including the null character) is 4 bytes. Copying by **strcpy** overwrites data beyond the boundary of array **b**.



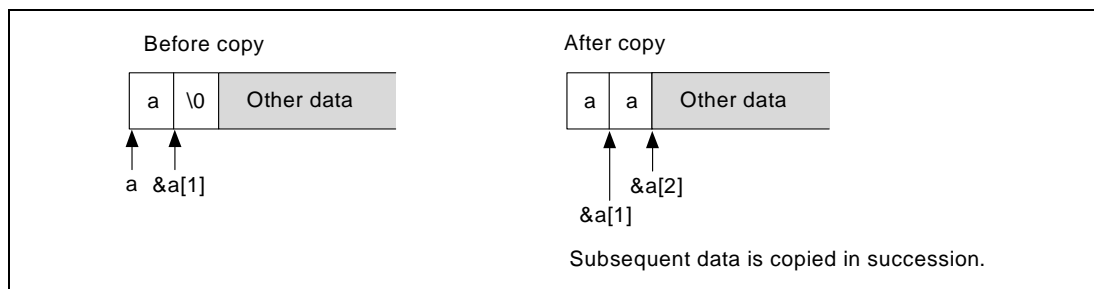


- (2) On copying a string, if the source area overlaps the destination area, correct operation is not guaranteed.

Example

```
int a[]="a";
:
:
strcpy(&a[1], a);
:
```

In the above example, before the null character of the source is read, 'a' is written over the null character. Then the subsequent data after the source string is overwritten in succession.



---

**void \*memcpy (void \*s1, const void \*s2, size\_t n)**

Storage Area Copy

---

Description: Copies the contents of a source storage area of a specified length to a destination storage area.

Header file: <string.h>

Return values: **s1** value

Parameters: s1            Pointer to destination storage area  
              s2            Pointer to source storage area  
              n             Number of characters to be copied

Example:        #include <string.h>  
                 void \*ret, \*s1;  
                 const void \*s2;  
                 size\_t n;  
                 ret=memcpy(s1, s2, n);

---

**char \*strcpy (char \*s1, const char \*s2)**

String Copy

---

Description: Copies the contents of a source string including the null character to a destination storage area.

Header file: <string.h>

Return values: **s1** value

Parameters: s1            Pointer to destination storage area  
              s2            Pointer to source string

Example:        #include <string.h>  
                 char \*s1, \*ret;  
                 const char \*s2;  
                 ret=strcpy(s1, s2);

---

**char \*strncpy (char \*s1, const char \*s2, size\_t n)**

String Copy

---

Description: Copies a source string of a specified length to a destination storage area.

Header file: <string.h>

Return values: **s1** value

Parameters: s1 Pointer to destination storage area  
s2 Pointer to source string  
n Number of characters to be copied

Example: 

```
#include <string.h>
char *s1, *ret;
const char *s2;
size_t n;
ret=strncpy(s1, s2, n);
```

Remarks: The **strncpy** function copies up to **n** characters from the beginning of the string pointed by **s2** to a storage area pointed by **s1**. If the length of the string specified by **s2** is shorter than **n** characters, the function elongates the string to the length by padding with null characters.

If the length of the string specified by **s2** is longer than **n** characters, the copied string in **s1** storage area ends with a character other than the null character.

---

**char \*strcat (char \*s1, const char \*s2)****String Concatenation**

---

Description: Concatenates a string after another string.

Header file: <string.h>

Return values: **s1** value

Parameters: s1 Pointer to the string after which another string is appended  
s2 Pointer to the string to be appended after the other string

Example: 

```
#include <string.h>
char *s1, *ret;
const char *s2;
ret=strcat(s1, s2);
```

Remarks: The **strcat** function concatenates the string specified by **s2** at the end of another string specified by **s1**. The null character indicating the end of the **s2** string is also copied. The null character at the end of the **s1** string is deleted.

---

**char \*strncat (char \*s1, const char \*s2, size\_t n)****String Concatenation**

---

Description: Concatenates a string of a specified length after another string.

Header file: <string.h>

Return values: **s1** value

Parameters: s1 Pointer to the string after which another string is appended  
s2 Pointer to the string to be appended after the other string  
n Number of characters to concatenate

Example: 

```
#include <string.h>
char *s1, *ret;
const char *s2;
size_t n;
ret=strncat(s1, s2, n);
```

Remarks: The **strncat** function concatenates up to **n** characters from the beginning of the string specified by **s2** at the end of another string specified by **s1**. The null

character at the end of the **s1** string is replaced by the first character of the **s2** string. A null character is appended to the end of the concatenated string.

---

**long memcmp (const void \*s1, const void \*s2, size\_t n)** Storage Area Comparison

---

Description: Compares the contents of two storage areas specified.

Header file: <string.h>

Return values: If storage area pointed by **s1** > storage area pointed by **s2**: Positive value  
If storage area pointed by **s1** == storage area pointed by **s2**: 0  
If storage area pointed by **s1** < storage area pointed by **s2**: Negative value

Parameters: s1            Pointer to the reference storage area to be compared  
s2            Pointer to the storage area to compare to the reference  
n             Number of characters to compare

Example: 

```
#include <string.h>
const void *s1, *s2;
size_t n;
int ret;
ret=memcmp(s1, s2, n);
```

Remarks: The **memcmp** function compares the contents of the first **n** characters in the storage areas pointed by **s1** and **s2**. The rules of comparison are implementation-defined.

---

**long strcmp (const char \*s1, const char \*s2)****String Comparison**

---

Description: Compares the contents of two strings specified.

Header file: <string.h>

Return values: If string pointed by **s1** > string pointed by **s2**: Positive value  
If string pointed by **s1** == string pointed by **s2**: 0  
If string pointed by **s1** < string pointed by **s2**: Negative value

Parameters: s1            Pointer to the reference string to be compared  
              s2            Pointer to the string to compare to the reference

Example: 

```
#include <string.h>
const char *s1, *s2;
int ret;
ret=strcmp(s1, s2);
```

Remarks: The **strcmp** function compares the contents of the strings pointed by **s1** and **s2**, and sets up the comparison result as a return value. The rules of comparison are implementation-defined.

---

**long strcmp (const char \*s1, const char \*s2, size\_t n)**

String Comparison

---

Description: Compares two strings specified up to a specified length.

Header file: <string.h>

Return values: If string pointed by **s1** > string pointed by **s2**: Positive value  
If string pointed by **s1** == string pointed by **s2**: 0  
If string pointed by **s1** < string pointed by **s2**: Negative value

Parameters: s1 Pointer to the reference string to be compared  
s2 Pointer to the string to compare to the reference  
n Maximum number of characters to compare

Example: 

```
#include <string.h>
const char *s1, *s2;
size_t n;
int ret;
ret=strcmp(s1, s2, n);
```

Remarks: The **strcmp** function compares the contents of the strings pointed by **s1** and **s2**, up to **n** characters. The rules of comparison are implementation-defined.



---

**void \*memchr (const void \*s, long c, size\_t n)**

Character Search in Storage Area

---

Description: Searches a specified storage area for the first occurrence of a specified character.

Header file: <string.h>

Return values: If the character is found: Pointer to the found character  
If the character is not found: **NULL**

Parameters: s Pointer to the storage area to be searched  
c Character to search for  
n Number of characters to search

Example: 

```
#include <string.h>
const void *s;
int c;
size_t n;
void *ret;
ret=memchr(s, c, n);
```

Remarks: The **memchr** function searches the storage area specified by **s** from the beginning up to **n** characters, looking for the first occurrence of the character specified as **c**. If the **c** character is found, the function returns the pointer to the found character.

---

**char \*strchr (const char \*s, long c)**

First Occurrence of Character

---

Description: Searches a specified string for the first occurrence of a specified character.

Header file: <string.h>

Return values: If the character is found: Pointer to the found character  
If the character is not found: **NULL**

Parameters: s Pointer to the string to be searched  
c Character to search for

Example: 

```
#include <string.h>
const char *s;
int c;
char *ret;
ret=strchr(s, c);
```

Remarks: The **strchr** function searches the string specified by **s** looking for the first occurrence of the character specified as **c**. If the **c** character is found, the function returns the pointer to the found character.

The null character at the end of the **s** string is included in the search object.

---

**size\_t strcspn (const char \*s1, const char \*s2)**      Number of Characters before  
First Occurrence of Specified Characters

---

**Description:**      Checks a specified string from the beginning and counts the number of consecutive characters at the beginning that are not included in another string specified.

**Header file:**      <string.h>

**Return values:**    Number of characters at the beginning of the **s1** string that are not included in the **s2** string

**Parameters:**      s1            Pointer to the string to be checked  
                      s2            Pointer to the string used to check **s1**

**Example:**

```
#include <string.h>
const char *s1, *s2;
size_t ret;
ret=strcspn(s1, s2);
```

**Remarks:**          The **strcspn** function checks from the beginning of the string specified by **s1**, counts the number of consecutive characters that are not included in another string specified by **s2**, and returns that length.

The null character at the end of the **s2** string is not taken as a part of the **s2** string.

---

**char \*strpbrk (const char \*s1, const char \*s2)**      First Occurrence of Specified Characters

---

Description:      Searches a specified string for the first occurrence of the character that is included in another string specified.

Header file:      <string.h>

Return values:    If the character is found: Pointer to the found character  
If the character is not found: **NULL**

Parameters:      s1            Pointer to the string to be searched  
                  s2            Pointer to the string that indicates the characters to search **s1** for

Example:          #include <string.h>  
                  const char \*s1, \*s2;  
                  char \*ret;  
                  ret=strpbrk(s1, s2);

Remarks:        The **strpbrk** function searches the string specified by **s1** looking for the first occurrence of any character included in the string specified by **s2**. If any searched character is found, the function returns the pointer to the first occurrence.

---

**char \*strrchr (const char \*s, long c)**

Last Occurrence of Specified Character

---

Description: Searches a specified string for the last occurrence of a specified character.

Header file: <string.h>

Return values: If the character is found: Pointer to the found character  
If the character is not found: **NULL**

Parameters: s Pointer to the string to be searched  
c Character to search for

Example: 

```
#include <string.h>
const char *s;
int c;
char *ret;
ret=strrchr(s, c);
```

Remarks: The **strrchr** function searches the string specified by **s** looking for the last occurrence of the character specified by **c**. If the **c** character is found, the function returns the pointer to the last occurrence of that character.

The null character at the end of the **s** string is included in the search objective.

---

**size\_t strspn (const char \*s1, const char \*s2)    Number of Consecutive Characters Specified**

---

**Description:**        Checks a specified string from the beginning and counts the number of consecutive characters at the beginning that are included in another string specified.

**Header file:**        <string.h>

**Return values:**     Number of characters at the beginning of the **s1** string that are included in the **s2** string

**Parameters:**        s1            Pointer to the string to be checked  
                         s2            Pointer to the string used to check **s1**

**Example:**            #include <string.h>  
                         const char \*s1, \*s2;  
                         size\_t ret;  
                         ret=strspn(s1, s2);

**Remarks:**            The **strspn** function checks from the beginning of the string specified by **s1**, counts the number of consecutive characters that are included in another string specified by **s2**, and returns that length.

---

**char \*strstr (const char \*s1, const char \*s2)** First Occurrence of String

---

Description: Searches a specified string for the first occurrence of another string specified.

Header file: <string.h>

Return values: If the string is found: Pointer to the found string  
If the string is not found: **NULL**

Parameters: s1            Pointer to the string to be searched  
              s2            Pointer to the string to search for

Example: 

```
#include <string.h>
const char *s1, *s2;
char *ret;
 ret=strstr(s1, s2);
```

Remarks: The **strstr** function searches the string specified by **s1** looking for the first occurrence of another string specified by **s2**, and returns the pointer to the first occurrence.

---

**char \*strtok (char \*s1, const char \*s2)**

Division into Tokens

---

Description: Divides a specified string into some tokens.

Header file: <string.h>

Return values: If division into tokens is successful: Pointer to the first token divided  
If division into tokens is unsuccessful: **NULL**

Parameters: s1 Pointer to the string to be divided into some tokens  
s2 Pointer to the string representing string-dividing characters

Example: 

```
#include <string.h>
char *s1, *ret;
const char *s2;
ret=strtok(s1, s2);
```

Remarks: The **strtok** function should be repeatedly called to divide a string.

(a) First call

The string pointed by **s1** is divided at a character included in the string pointed by **s2**. If a token has been separated, the function returns a pointer to the beginning of that token. Otherwise, the function returns **NULL**.

(b) Second and subsequent calls

Starting from the next character separated before as the token, the function repeats division at a character included in the string pointed by **s2**. If a token has been separated, the function returns a pointer to the beginning of that token. Otherwise, the function returns **NULL**.

At the second and subsequent calls, specify **NULL** as the first parameter. The string pointed by **s2** can be changed at each call. The null character is appended at the end of a separated token.

An example of use of the **strtok** function is shown below.

Example

```
1 #include <string.h>
2 static char s1[]="a@b, @c/@d";
3 char *ret;
4
```



```
5 ret = strtok(s1, "@");
6 ret = strtok(NULL, ",@");
7 ret = strtok(NULL, "/@");
8 ret = strtok(NULL, "@");
```

Explanation:

The above example program uses the **strtok** function to divide string "a@b, @c/@d" into tokens a, b, c, and d.

The second line specifies string "a@b, @c/@d" as an initial value for string **s1**.

The fifth line calls the **strtok** function to divide tokens using '@' as the delimiter. As a result, a pointer to character 'a' is returned, and the null character is embedded at '@,' the first delimiter after character 'a.' Thus string 'a' has been separated.

Specify **NULL** for the first parameter to consecutively separate tokens from the same string, and repeat calling the **strtok** function.

Consequently, the function separates strings 'b,' 'c,' and 'd.'

---

**void \*memset (void \*s, long c, size\_t n)**

Character Repeating

---

**Description:** Sets a specified character a specified number of times at the beginning of a specified storage area.

**Header file:** <string.h>

**Return values:** Value of **s**

**Parameters:**

|          |                                              |
|----------|----------------------------------------------|
| <b>s</b> | Pointer to storage area to set characters in |
| <b>c</b> | Character to be set                          |
| <b>n</b> | Number of characters to be set               |

**Example:**

```
#include <string.h>
void *s, *ret;
int c;
size_t n;
ret=memset(s, c, n);
```

**Remarks:** The **memset** function sets the character specified by **c** a number of times specified by **n** in the storage area specified by **s**.

---

**char \*strerror (long s)**

Error Message String

Description: Returns an error message corresponding to a specified error number.

Header file: <string.h>

Return values: Pointer to the error message (string) corresponding to the specified error number

Parameters: s Error number

Example: 

```
#include <string.h>
char *ret;
int s;
ret=strerror(s);
```

Remarks: The **strerror** function receives an error number specified by **s** and returns an error message corresponding to the number. Contents of error messages are implementation-defined.

If the returned error message is modified, correct operation is not guaranteed.

---

**size\_t strlen (const char \*s)**

String Length

Description: Calculates the length of a string.

Header file: <string.h>

Return values: Number of characters in the string

Parameters: s Pointer to the string to check the length of

Example: 

```
#include <string.h>
const char *s;
size_t ret;
ret=strlen(s);
```

Remarks: The null character at the end of the **s** string is excluded from the string length.

---

**void \*memmove (void \*s1, const void \*s2, size\_t n)**

Storage Area Move

---

**Description:** Copies the specified size of the contents of a source area to a destination storage area. If part of the source storage area and the destination storage area overlap, data is copied to the destination storage area before the overlapped source storage area is overwritten. Therefore, correct copy is enabled.

**Header file:** <string.h>

**Return values:** Value of **s1**

**Parameters:**

|    |                                         |
|----|-----------------------------------------|
| s1 | Pointer to the destination storage area |
| s2 | Pointer to the source storage area      |
| n  | Number of characters to be copied       |

**Example:**

```
#include <string.h>
void *ret, *s1
const void *s2;
size_t n;
ret=memmove(s1, s2, n);
```

**(15) <complex.h>**

Performs various complex number operations. For **double**-type complex number functions, the definition names are used as function names without change. For **float**-type and **long double**-type function names, "f" and "l" are added to the end of definition names, respectively.

| Type     | Definition Name                                                  | Description                                                                                       |
|----------|------------------------------------------------------------------|---------------------------------------------------------------------------------------------------|
| Function | cacos                                                            | Calculates the arc cosine of a complex number.                                                    |
|          | casin                                                            | Calculates the arc sine of a complex number.                                                      |
|          | catan                                                            | Calculates the arc tangent of a complex number.                                                   |
|          | ccos                                                             | Calculates the cosine of a complex number.                                                        |
|          | csin                                                             | Calculates the sine of a complex number.                                                          |
|          | ctan                                                             | Calculates the tangent of a complex number.                                                       |
|          | cacosh                                                           | Calculates the arc hyperbolic cosine of a complex number.                                         |
|          | casinh                                                           | Calculates the arc hyperbolic sine of a complex number.                                           |
|          | catanh                                                           | Calculates the arc hyperbolic tangent of a complex number.                                        |
|          | ccosh                                                            | Calculates the hyperbolic cosine of a complex number.                                             |
|          | csinh                                                            | Calculates the hyperbolic sine of a complex number.                                               |
|          | ctanh                                                            | Calculates the hyperbolic tangent of a complex number.                                            |
|          | cexp                                                             | Calculates the natural logarithm base <i>e</i> raised to the complex power <i>z</i> .             |
|          | clog                                                             | Calculates the natural logarithm of a complex number.                                             |
|          | cabs                                                             | Calculates the absolute value of a complex number.                                                |
|          | cpow                                                             | Calculates a power of a complex number.                                                           |
|          | csqrt                                                            | Calculates the square root of a complex number.                                                   |
|          | carg                                                             | Calculates the argument of a complex number.                                                      |
|          | cimag                                                            | Calculates the imaginary part of a complex number.                                                |
|          | conj                                                             | Reverses the sign of the imaginary part and calculates the complex conjugate of a complex number. |
| cproj    | Calculates the projection of a complex number on Riemann sphere. |                                                                                                   |
| creal    | Calculates the real part of a complex number.                    |                                                                                                   |

---

**float complex cacosf(float complex z)**  
**double complex cacos(double complex z)**  
**long double complex cacosl(long double complex z)** Complex Arc Cosine

---

Description: Calculates the arc cosine of a complex number.

Header file: <complex.h>

Return values: Normal: Complex arc cosine of **z**  
Abnormal: Domain error: Returns not-a-number.

Parameters: **z** Complex number for which arc cosine is to be computed

Example: 

```
#include <complex.h>
double complex z, ret;
ret=cacos(z);
```

Error conditions: A domain error occurs for a value of **z** not in the range  $[-1.0, 1.0]$ .

Remarks: The **cacos** function returns the arc cosine in the range  $[0, \pi]$  on the real axis and in the infinite range on the imaginary axis.

---

**float complex casinf(float complex z)**  
**double complex casin(double complex z)**  
**long double complex casinl(long double complex z)** Complex Arc Sine

---

Description: Calculates the arc sine of a complex number.

Header file: <complex.h>

Return values: Normal: Complex arc sine of **z**  
Abnormal: Domain error: Returns not-a-number.

Parameters: **z** Complex number for which arc sine is to be computed

Example: 

```
#include <complex.h>
double complex z, ret;
ret=casin(z);
```

Error conditions: A domain error occurs for a value of **z** not in the range  $[-1.0, 1.0]$ .

Remarks: The **casin** function returns the arc sine in the range  $[-\pi/2, \pi/2]$  on the real axis and in the infinite range on the imaginary axis.

**float complex catanf(float complex z)**

**double complex catan(double complex z)**

**long double complex catanl(long double complex z)**

Complex Arc Tangent

Description: Calculates the arc tangent of a complex number.

Header file: <complex.h>

Return values: Normal: Complex arc tangent of **z**

Parameters: **z** Complex number for which arc tangent is to be computed

Example: 

```
#include <complex.h>
double complex z, ret;
ret=catan(z);
```

Remarks: The **catan** function returns the arc tangent in the range  $[-\pi/2, \pi/2]$  on the real axis and in the infinite range on the imaginary axis.

**float complex ccosf(float complex z)**

**double complex ccos(double complex z)**

**long double complex ccosl(long double complex z)**

Complex Cosine

Description: Calculates the cosine of a complex number.

Header file: <complex.h>

Return values: Complex cosine of **z**

Parameters: **z** Complex number for which cosine is to be computed

Example: 

```
#include <complex.h>
double complex z, ret;
ret=ccos(z);
```

---

**float complex csinf(float complex z)**  
**double complex csin(double complex z)**  
**long double complex csinl(long double complex z)** Complex Sine

---

Description: Calculates the sine of a complex number.

Header file: <complex.h>

Return values: Complex sine of **z**

Parameters: **z** Complex number for which sine is to be computed

Example: 

```
#include <complex.h>
double complex z, ret;
ret=csin(z);
```

---

**float complex ctanf(float complex z)**  
**double complex ctan(double complex z)**  
**long double complex ctanl(long double complex z)** Complex Tangent

---

Description: Calculates the tangent of a complex number.

Header file: <complex.h>

Return values: Complex tangent of **z**

Parameters: **z** Complex number for which tangent is to be computed

Example: 

```
#include <complex.h>
double complex z, ret;
ret=ctan(z);
```







---

**float complex csinhf(float complex z)**  
**double complex csinh(double complex z)**  
**long double complex csinhl(long double complex z)** Complex Hyperbolic Sine

---

Description:      Calculates the hyperbolic sine of a complex number.

Header file:      <complex.h>

Return values:    Complex hyperbolic sine of **z**

Parameters:      **z**                  Complex number for which hyperbolic sine is to be computed

Example:          

```
#include <complex.h>
double complex z, ret;
ret=csinh(z);
```

---

**float complex ctanhf(float complex z)**  
**double complex ctanh(double complex z)**  
**long double complex ctanhl(long double complex z)** Complex Hyperbolic Tangent

---

Description:      Calculates the hyperbolic tangent of a complex number.

Header file:      <complex.h>

Return values:    Complex hyperbolic tangent of **z**

Parameters:      **z**                  Complex number for which hyperbolic tangent is  
to be computed

Example:          

```
#include <complex.h>
double complex z, ret;
ret=ctanh(z);
```



---

**float cabsf(float complex z)**  
**double cabs(double complex z)**  
**long double cabsl(long double complex z)** Complex Absolute Value

---

Description:       Calculates the absolute value of a complex number.

Header file:        <complex.h>

Return values:     Absolute value of **z**

Parameters:        **z**               Complex number for which absolute value is to be computed

Example:            

```
#include <complex.h>
double complex z, ret;
ret=cabs(z);
```

---

**float complex cpowf(float complex x, float complex y)**  
**double complex cpow(double complex x, double complex y)**  
**long double complex cpowl(long double complex x, long double complex y)** Complex Power

---

Description:        Calculates a power of a complex number.

Header file:        <complex.h>

Return values:     Normal:        Value of **x** raised to the power **y**  
                  Abnormal:     Domain error: Returns not-a-number.

Parameters:        **x**                Value to be raised to a power  
                  **y**                Power value

Example:            

```
#include <complex.h>
double complex x, y;
ret=cpow(x, y);
```

Error conditions:  A domain error occurs if **x** is 0.0 and **y** is 0.0 or smaller, or if **x** is negative and **y** is not an integer.

Remarks:           The branch cut for the first parameter of the **cpow** function group is along the negative real axis.

---

**float complex csqrtf(float complex z)**  
**double complex csqrt(double complex z)**  
**long double complex csqrtl(long double complex z)** Complex Square Root

---

Description: Calculates the square root of a complex number.

Header file: <complex.h>

Return values: Normal: Complex square root of **z**  
Abnormal: Domain error: Returns not-a-number.

Parameters: **z** Complex number for which the square root is to be computed

Example: 

```
#include <complex.h>
double complex z, ret;
ret=csqrt(z);
```

Error conditions: A domain error occurs if **z** is negative.

Remarks: The branch cut for the **csqrt** function group is along the negative real axis.

The range of the return value from the **csqrt** function group is the right halfplane including the imaginary axis.

---

**float cargf(float complex z)**  
**double carg(double complex z)**  
**long double cargl(long double complex z)** Argument

---

Description: Calculates the argument.

Header file: <complex.h>

Return values: Argument value of **z**

Parameters: **z** Complex number for which the argument is to be computed

Example: 

```
#include <complex.h>
double complex z, ret;
ret=carg(z);
```

Remarks: The branch cut for the **carg** function group is along the negative real axis.  
The **carg** function group returns the argument in the range  $[-\pi, +\pi]$ .

**float cimagf(float complex z)**

**double cimag(double complex z)**

**long double cimagl(long double complex z)**

Imaginary Part

Description: Calculates the imaginary part.

Header file: <complex.h>

Return values: Imaginary part value of **z** as a real number

Parameters: **z** Complex number for which the imaginary part is to be computed

Example: 

```
#include <complex.h>
double complex z, ret;
ret=cimag(z);
```

**float complex conjf(float complex z)**

**double complex conj(double complex z)**

**long double complex conjl(long double complex z)**

Complex Conjugate

Description: Reverses the sign of the imaginary part of a complex number and calculates the complex conjugate.

Header file: <complex.h>

Return values: Complex conjugate of **z**

Parameters: **z** Complex number for which the complex conjugate is to be computed

Example: 

```
#include <complex.h>
double complex z, ret;
ret=conj(z);
```

**float complex cproj(float complex z)**  
**double complex cproj(double complex z)**  
**long double complex cproj(long double complex z)** Projection on Riemann Sphere

---

Description: Calculates the projection of a complex number on the Riemann sphere.

Header file: <complex.h>

Return values: Projection of **z** on the Riemann sphere

Parameters: **z** Complex number for which the projection on the Riemann sphere is to be computed

Example: 

```
#include <complex.h>
double complex z, ret;
ret=cproj(z);
```

**float crealf(float complex z)**  
**double creal(double complex z)**  
**long double creal(long double complex z)** Real Part

---

Description: Calculates the real part of a complex number.

Header file: <complex.h>

Return values: Real part value of **z**

Parameters: **z** Complex number for which the real part value is to be computed

Example: 

```
#include <complex.h>
double complex z, ret;
ret=creal(z);
```



**(16) <fenv.h>**

Provides access to the floating-point environment.

The following macros and functions are all implementation-defined.

| Type                | Definition Name | Description                                                                                                                                                    |
|---------------------|-----------------|----------------------------------------------------------------------------------------------------------------------------------------------------------------|
| Type<br>(macro)     | fenv_t          | Indicates the type of the entire floating-point environment.                                                                                                   |
|                     | fexcept_t       | Indicates the type of the floating-point status flags.                                                                                                         |
| Constant<br>(macro) | FE_DIVBYZERO    | Indicates the values (macros) defined when the floating-point exception is supported.                                                                          |
|                     | FE_INEXACT      |                                                                                                                                                                |
|                     | FE_INVALID      |                                                                                                                                                                |
|                     | FE_OVERFLOW     |                                                                                                                                                                |
|                     | FE_UNDERFLOW    |                                                                                                                                                                |
|                     | FE_ALL_EXCEPT   |                                                                                                                                                                |
|                     | FE_DOWNWARD     | Indicates the values (macros) of the floating-point rounding direction.                                                                                        |
|                     | FE_TONEAREST    |                                                                                                                                                                |
|                     | FE_TOWARDZERO   |                                                                                                                                                                |
|                     | FE_UPWARD       |                                                                                                                                                                |
|                     | FE_DFL_ENV      | Indicates the default floating-point environment of the program.                                                                                               |
| Function            | feclearexcept   | Attempts to clear a floating-point exception.                                                                                                                  |
|                     | fegetexceptflag | Attempts to store the state of a floating-point flag in an object.                                                                                             |
|                     | feraiseexcept   | Attempts to generate a floating-point exception.                                                                                                               |
|                     | fesetexceptflag | Attempts to set a floating-point flag.                                                                                                                         |
|                     | fetestexcept    | Checks if floating-point flags are set.                                                                                                                        |
|                     | fegetround      | Gets the rounding direction.                                                                                                                                   |
|                     | fesetround      | Sets the rounding direction.                                                                                                                                   |
|                     | fegetenv        | Attempts to get the floating-point environment.                                                                                                                |
|                     | feholdexcept    | Saves the floating-point environment, clears the floating-point status flags, and sets the non-stop mode for the floating-point exceptions.                    |
|                     | fesetenv        | Attempts to set the floating-point environment.                                                                                                                |
|                     | feupdateenv     | Attempts to save the floating-point exceptions in the automatic storage, set the floating-point environment, and generate the saved floating-point exceptions. |

---

**long feclearexcept(long e)****Clearing Exception**

---

Description: Attempts to clear a floating-point exception.

Header file: <fenv.h>

Return values: Normal: 0  
Abnormal: Nonzero

Parameters: e Floating-point exception

Example: 

```
#include <fenv.h>
#pragma STDC FENV_ACCESS ON
int ret, e;
ret=feclearexcept(e);
```

Remarks: Do not use this function when compiler option **nofpu** is selected. If used, the function returns a nonzero value, which indicates an abnormality.

---

**long fegetexceptflag(fexcept\_t \*f, long e)****Getting Exception Flag State**

---

Description: Gets the state of a floating-point flag.

Header file: <fenv.h>

Return values: Normal: 0  
Abnormal: Nonzero

Parameters: f Pointer to area to store the exception flag state  
e Value indicating the exception flag whose state is to be acquired

Example: 

```
#include <fenv.h>
#pragma STDC FENV_ACCESS ON
int ret;
fexcept_t f;
ret=fegetexceptflag(&f, e);
```

Remarks: Do not use this function when compiler option **nofpu** is selected. If used, the function returns a nonzero value, which indicates an abnormality.

---

**long feraiseexcept(long e)**

Generating Exception

---

Description: Attempts to generate a floating-point exception.

Header file: <fenv.h>

Return values: Normal: 0  
Abnormal: Nonzero

Parameters: e Value indicating the exception to be generated

Example: 

```
#include <fenv.h>
#pragma STDC FENV_ACCESS ON
int ret, e;
 ret=feraiseexcept(e);
```

Remarks: When generating an "overflow" or "underflow" floating-point exception, whether the **feraiseexcept** function also generates an "inexact" floating-point exception is implementation-defined.

Do not use this function when compiler option **nofpu** is selected. If used, the function returns a nonzero value, which indicates an abnormality.

---

**long fesetexceptflag(const fexcept\_t \*f, long e)**

Setting Exception Flag State

---

Description: Sets the state of an exception flag.

Header file: <fenv.h>

Return values: Normal: 0  
Abnormal: Nonzero

Parameters: f Pointer to the source location from which the exception flag state is to be acquired  
e Value indicating the exception flag whose state is to be set

Example: 

```
#include <fenv.h>
#pragma STDC FENV_ACCESS ON
fexcept_t f;
fegetexceptflag(&f, FE_OVERFLOW) /* Saves flag state */
fesetexceptflag(&f, FE_OVERFLOW); /* Sets flag state */
```

Remarks: Before calling the **fesetexceptflag** function, specify a flag state in the source location through the **fegetexceptflag** function.

The **fesetexceptflag** function only sets the flag state without generating the corresponding floating-point exception.

Do not use this function when compiler option **nofpu** is selected. If used, the function returns a nonzero value, which indicates an abnormality.

---

**long fetestexcept(long e)****Checking Exception Flag States**

---

Description: Checks the exception flag states.

Header file: <fenv.h>

Return values: Bitwise OR of **e** and floating-point exception macros

Parameters: **e** Value indicating flags whose states are to be checked  
(multiple flags can be specified)

Example: 

```
#include <fenv.h>
#pragma STDC FENV_ACCESS ON
int e = fetestexcept(FE_INVALID | FE_OVERFLOW);
if (e & FE_INVALID) fnc1();
if (e & FE_OVERFLOW) fnc2();
```

Remarks: A single **fetestexcept** function call can check multiple floating-point exceptions.

Do not use this function when compiler option **nofpu** is selected. If used, the function returns a nonzero value, which indicates an abnormality.

---

**long fegetround(void)****Getting Rounding Direction**

---

Description: Gets the current rounding direction.

Header file: <fenv.h>

Return values: Normal: 0  
Abnormal: Negative value when there is no rounding direction macro value or the rounding direction cannot be determined

Example: 

```
#include <fenv.h>
#pragma STDC FENV_ACCESS ON
int ret = fegetround();
```

Remarks: Do not use this function when compiler option **nofpu** is selected. If used, the function returns a nonzero value, which indicates an abnormality.

---

**long fesetround(long rnd)**

Setting Rounding Direction

---

Description: Sets the current rounding direction.

Header file: <fenv.h>

Return values: 0 only when the rounding direction has been set successfully

Example:

```
#include <fenv.h>
#include <assert.h>
void f(int round_dir)
{
 #pragma STDC FENV_ACCESS ON
 int save_round;
 int setround_ok;
 save_round = fegetround();
 setround_ok = fesetround(round_dir);
 assert(setround_ok == 0);
 fesetround(save_round);
}
```

Remarks: The rounding direction is not changed if the rounding direction requests through the **fesetround** function differs from the rounding macro value.

Do not use this function when compiler option **nofpu** is selected. If used, the function returns a nonzero value, which indicates an abnormality.

---

**long fegetenv( fenv\_t \*f)****Getting Floating-Point Environment**

---

Description: Gets the floating-point environment.

Header file: <fenv.h>

Return values: Normal: 0  
Abnormal: Nonzero

Parameters: f Pointer to area to store the floating-point environment

Example: 

```
#include <fenv.h>
int ret, fenv_t f;
ret=fegetenv(f);
```

Remarks: Do not use this function when compiler option **nofpu** is selected. If used, the function returns a nonzero value, which indicates an abnormality.

---

**long feholdexcept(fenv\_t \*f)****Saving Floating-Point Environment**

---

Description: Saves the floating-point environment.

Header file: <fenv.h>

Return values: 0 only when the environment has been saved successfully

Parameters: f Pointer to the floating-point environment

Example: 

```
#include <fenv.h>
int ret, fenv_t f;
ret=feholdexcept(&f);
```

Remarks: When saving the floating-point function environment, the **feholdexcept** function clears the floating-point status flags and sets the non-stop mode for all floating-point exceptions. In non-stop mode, execution continues even after a floating-point exception occurs.

Remarks: Do not use this function when compiler option **nofpu** is selected. If used, the function returns a nonzero value, which indicates an abnormality.

**long fesetenv(const fenv\_t \*f)**

Setting Floating-Point Environment

---

Description: Sets the floating-point environment.

Header file: <fenv.h>

Return values: Normal: 0  
Abnormal: Nonzero

Parameters: f Pointer to the floating-point environment

Example: 

```
#include <fenv.h>
int ret, fenv_t f;
ret=fesetenv(f);
```

Remarks: For the argument of this function, specify the environment stored or saved by the **fegetenv** or **feholdexcept** function, or the environment equal to the floating-point environment macro.

Do not use this function when compiler option **nofpu** is selected. If used, the function returns a nonzero value, which indicates an abnormality.



---

**long feupdateenv(const fenv\_t \*f)****Setting Floating-Point Environment**

---

**Description:** Sets the floating-point environment with the previously generated exceptions retained.

**Header file:** <fenv.h>

**Return values:** Normal: 0  
Abnormal: Nonzero

**Parameters:** f Pointer to the floating-point environment to be set

**Example:**

```
#include <fenv.h>
double f(double x)
{
#pragma STDC FENV_ACCESS ON
 double ret;
 fenv_t prev_env;
 if (feholdexcept(&prev_env))
 return /* The environment has a problem */;
 // Calculates ret
 if (/* Checks if it is a pseudo underflow */)
 if (feclearexcept(FE_UNDERFLOW))
 return /* The environment has a problem */;
 if (feupdateenv(&prev_env))
 return /* The environment has a problem */;
 return ret;
}
```

**Remarks:** For the argument of this function, specify the object stored or saved by the **fegetenv** or **feholdexcept** function call, or the floating-point environment equal to the floating-point environment macro.

Do not use this function when compiler option **nofpu** is selected. If used, the function returns a nonzero value, which indicates an abnormality.

**(17) <inttypes.h>**

Extends the integer types.

The following macros and functions are all implementation-defined.

| <b>Type</b>         | <b>Definition Name</b> | <b>Description</b>                                                       |
|---------------------|------------------------|--------------------------------------------------------------------------|
| Type<br>(macro)     | Imaxdiv_t              | Indicates the type of the value returned by the <b>imaxdiv</b> function. |
| Variable<br>(macro) | PRIdN                  |                                                                          |
|                     | PRIdLEASTN             |                                                                          |
|                     | PRIdFASTN              |                                                                          |
|                     | PRIdMAX                |                                                                          |
|                     | PRIdPTR                |                                                                          |
|                     | PRiN                   |                                                                          |
|                     | PRiLEASTN              |                                                                          |
|                     | PRiFASTN               |                                                                          |
|                     | PRiMAX                 |                                                                          |
|                     | PRiPTR                 |                                                                          |
|                     | PRIoN                  |                                                                          |
|                     | PRIoLEASTN             |                                                                          |
|                     | PRIoFASTN              |                                                                          |
|                     | PRIoMAX                |                                                                          |
|                     | PRIoPTR                |                                                                          |
|                     | PRiUN                  |                                                                          |
|                     | PRiULEASTN             |                                                                          |
|                     | PRiUFASTN              |                                                                          |
|                     | PRiUMAX                |                                                                          |
|                     | PRiUPTR                |                                                                          |
|                     | PRiXN                  |                                                                          |
|                     | PRiXLEASTN             |                                                                          |
|                     | PRiXFASTN              |                                                                          |
|                     | PRiXMAX                |                                                                          |
|                     | PRiXPTR                |                                                                          |

| Type                | Definition Name | Description |
|---------------------|-----------------|-------------|
| Variable<br>(macro) | PRIXN           |             |
|                     | PRIXLEASTN      |             |
|                     | PRIXFASTN       |             |
|                     | PRIXMAX         |             |
|                     | PRIXPTR         |             |
|                     | SCNdN           |             |
|                     | SCNdLEASTN      |             |
|                     | SCNdFASTN       |             |
|                     | SCNdMAX         |             |
|                     | SCNdPTR         |             |
|                     | SCNiN           |             |
|                     | SCNiLEASTN      |             |
|                     | SCNiFASTN       |             |
|                     | SCNiMAX         |             |
|                     | SCNiPTR         |             |
|                     | SCNoN           |             |
|                     | SCNoLEASTN      |             |
|                     | SCNoFASTN       |             |
|                     | SCNoMAX         |             |
|                     | SCNoPTR         |             |
|                     | SCNuN           |             |
|                     | SCNuLEASTN      |             |
|                     | SCNuFASTN       |             |
|                     | SCNuMAX         |             |
|                     | SCNuPTR         |             |
|                     | SCNxN           |             |
|                     | SCNxLEASTN      |             |
|                     | SCNxFASTN       |             |
|                     | SCNxMAX         |             |
|                     | SCNxPTR         |             |

| Type     | Definition Name        | Description                                                                                                                                                                                                            |
|----------|------------------------|------------------------------------------------------------------------------------------------------------------------------------------------------------------------------------------------------------------------|
| Function | imaxabs                | Calculates the absolute value.                                                                                                                                                                                         |
|          | imaxdiv                | Calculates the quotient and remainder.                                                                                                                                                                                 |
|          | strtoimax<br>strtoumax | Equivalent to the <b>strtol</b> , <b>strtoll</b> , <b>strtoul</b> , and <b>strtoull</b> functions, except that the initial part of the string is converted to <b>intmax_t</b> and <b>uintmax_t</b> representation.     |
|          | wcstoimax<br>wcstoumax | Equivalent to the <b>wcstol</b> , <b>wcstoll</b> , <b>wcstoul</b> , and <b>wcstoull</b> functions except that the initial part of the wide string is converted to <b>intmax_t</b> and <b>uintmax_t</b> representation. |

---

**intmax\_t imaxabs(intmax\_t a)** Absolute Value

---

Description:       Calculates the absolute value.

Header file:        <inttypes.h>

Return values:     Absolute value of **a**

Parameters:        **a**            Value for which the absolute value is to be computed

Example:            

```
#include <inttypes.h>
intmax a, ret;
ret=imaxabs(a);
```

---

**intmaxdiv\_t imaxdiv(intmax\_t n, intmax\_t d)** Division

---

Description:        Performs a division operation.

Header file:        <inttypes.h>

Return values:     Division result consisting of the quotient and remainder

Parameters:        **n**            Dividend and divisor  
                       **d**

Example:            

```
#include <inttypes.h>
intmax_t n, m;
```

```
intmaxdiv_t ret;
ret=imaxdiv(n, m);
```

---

|                                                                        |                   |
|------------------------------------------------------------------------|-------------------|
| <b>intmax_t strtoumax(const char *nptr, char **endptr, long base)</b>  | Converting String |
| <b>uintmax_t strtoumax(const char *nptr, char **endptr, long base)</b> | to intmax_t Type  |

---

**Description:** Converts a number-representing string to an **intmax\_t** type integer.

**Header file:** <inttypes.h>

**Return Values**

|                  |                                                                                                                                            |
|------------------|--------------------------------------------------------------------------------------------------------------------------------------------|
| <b>Normal:</b>   | If the string pointed by <b>nptr</b> begins with a character that does not represent an integer: 0                                         |
|                  | If the string pointed by <b>nptr</b> begins with a character that represents an integer: Converted data as an <b>intmax_t</b> type integer |
| <b>Abnormal:</b> | If the converted data overflows: <b>INTMAX_MAX</b> , <b>INTMAX_MIN</b> , or <b>UINTMAX_MAX</b>                                             |

**Parameters:**

|               |                                                                                                            |
|---------------|------------------------------------------------------------------------------------------------------------|
| <b>nptr</b>   | Pointer to a number-representing string to be converted                                                    |
| <b>endptr</b> | Pointer to the storage area containing a pointer to the first character that does not represent an integer |
| <b>base</b>   | Radix of conversion (0 or 2 to 36)                                                                         |

**Example:**

```
#include <inttypes.h>
intmax_t ret;
const char *nptr;
char **endptr;
int base;
ret=strtoumax(nptr, endptr, base);
```

**Error conditions:** If the converted result overflows, **ERANGE** is set in **errno**.

**Remarks:** The **strtoumax** and **strtoumax** functions are equivalent to the **strtoul**, **strtoll**, **strtoul**, and **strtoull** functions except that the initial part of the string is respectively converted to **intmax\_t** and **uintmax\_t** integers.

---

**intmax\_t wcstoimax(const wchar\_t \* restrict nptr,  
                  wchar\_t \*\* restrict endptr, long base)**  
**uintmax\_t wcstoumax(const wchar\_t \* restrict nptr,  
                  wchar\_t \*\* restrict endptr, long base)** Converting Wide String to Integer

---

Description: Converts a number-representing string to an **intmax\_t** or **uintmax\_t** type integer.

Header file: <stddef.h>, <inttypes.h>

Return Values

|           |                                                                                                                                                                                                                                                  |
|-----------|--------------------------------------------------------------------------------------------------------------------------------------------------------------------------------------------------------------------------------------------------|
| Normal:   | If the string pointed by <b>nptr</b> begins with a character that does not represent an integer: 0<br>If the string pointed by <b>nptr</b> begins with a character that represents an integer: Converted data as an <b>intmax_t</b> type integer |
| Abnormal: | If the converted data overflows: <b>INTMAX_MAX</b> , <b>INTMAX_MIN</b> , or <b>UINTMAX_MAX</b>                                                                                                                                                   |

Parameters:

|               |                                                                                                            |
|---------------|------------------------------------------------------------------------------------------------------------|
| <b>nptr</b>   | Pointer to a number-representing string to be converted                                                    |
| <b>endptr</b> | Pointer to the storage area containing a pointer to the first character that does not represent an integer |
| <b>base</b>   | Radix of conversion (0 or 2 to 36)                                                                         |

Example:

```
#include <stddef.h>
#include <inttypes.h>
intmax_t ret;
const char *nptr;
char **endptr;
int base;
ret=wcstoimax(nptr, endptr, base);
```

Error conditions: If the converted result overflows, **ERANGE** is set in **errno**.

Remarks: The **wcstoimax** and **wcstoumax** functions are equivalent to the **wcstol**, **wcstoll**, **wcstoul**, and **wcstoull** functions, except that the initial part of the string is respectively converted to **intmax\_t** and **uintmax\_t** integers.

**(18) <iso646.h>**

This header file defines macros only.

| Type  | Definition Name | Description |
|-------|-----------------|-------------|
| Macro | and             | &&          |
|       | and_eq          | &=          |
|       | bitand          | &           |
|       | bitor           |             |
|       | compl           | ~           |
|       | not             | !           |
|       | not_eq          | !=          |
|       | or              |             |
|       | or_eq           | =           |
|       | xor             | ^           |
|       | xor_eq          | ^=          |

**(19) <stdbool.h>**

This header file defines macros only.

| Type                | Definition Name               | Description                |
|---------------------|-------------------------------|----------------------------|
| Macro<br>(variable) | bool                          | Expanded to <b>_Bool</b> . |
| Macro<br>(constant) | true                          | Expanded to 1.             |
|                     | false                         | Expanded to 0.             |
|                     | __bool_true_false_are_defined | Expanded to 1.             |

**(20) <stdint.h>**

This header file defines macros only.

| Type          | Definition Name                                                                                             | Description                                                                                                          |                                                                                                                         |
|---------------|-------------------------------------------------------------------------------------------------------------|----------------------------------------------------------------------------------------------------------------------|-------------------------------------------------------------------------------------------------------------------------|
| Macro         | int_least8_t                                                                                                | Indicates the types whose size is large enough to store signed and unsigned integer types of 8, 16, 32, and 64 bits. |                                                                                                                         |
|               | uint_least8_t                                                                                               |                                                                                                                      |                                                                                                                         |
|               | int_least16_t                                                                                               |                                                                                                                      |                                                                                                                         |
|               | uint_least16_t                                                                                              |                                                                                                                      |                                                                                                                         |
|               | int_least32_t                                                                                               |                                                                                                                      |                                                                                                                         |
|               | uint_least32_t                                                                                              |                                                                                                                      |                                                                                                                         |
|               | int_least64_t                                                                                               |                                                                                                                      |                                                                                                                         |
|               | uint_least64_t                                                                                              |                                                                                                                      |                                                                                                                         |
|               | int_fast8_t                                                                                                 |                                                                                                                      | Indicates the types which can operate signed and unsigned integer types of 8, 16, 32, and 64 bits at the fastest speed. |
|               | uint_fast8_t                                                                                                |                                                                                                                      |                                                                                                                         |
|               | int_fast16_t                                                                                                |                                                                                                                      |                                                                                                                         |
|               | uint_fast16_t                                                                                               |                                                                                                                      |                                                                                                                         |
|               | int_fast32_t                                                                                                |                                                                                                                      |                                                                                                                         |
|               | uint_fast32_t                                                                                               |                                                                                                                      |                                                                                                                         |
| int_fast64_t  |                                                                                                             |                                                                                                                      |                                                                                                                         |
| uint_fast64_t |                                                                                                             |                                                                                                                      |                                                                                                                         |
| intptr_t      | These indicate signed and unsigned integer types that can be converted to or from pointers to <b>void</b> . |                                                                                                                      |                                                                                                                         |
| uintptr_t     |                                                                                                             |                                                                                                                      |                                                                                                                         |
| intmax_t      | These indicate signed and unsigned integer types that can represent all signed and unsigned integer types.  |                                                                                                                      |                                                                                                                         |
| uintmax_t     |                                                                                                             |                                                                                                                      |                                                                                                                         |
| intN_t        | These indicate <b>N</b> -bit signed and unsigned inter types.                                               |                                                                                                                      |                                                                                                                         |
| uintN_t       |                                                                                                             |                                                                                                                      |                                                                                                                         |
| INTN_MIN      | Indicates the minimum value of exact-width signed integer type.                                             |                                                                                                                      |                                                                                                                         |
| INTN_MAX      | Indicates the maximum value of exact-width signed integer type.                                             |                                                                                                                      |                                                                                                                         |
| UINTN_MAX     | Indicates the maximum value of exact-width unsigned integer type.                                           |                                                                                                                      |                                                                                                                         |



| Type     | Definition Name | Description                                                                 |
|----------|-----------------|-----------------------------------------------------------------------------|
| Macro    | INT_LEASTN_MIN  | Indicates the minimum value of minimum-width signed integer type.           |
|          | INT_LEASTN_MAX  | Indicates the maximum value of minimum-width signed integer type.           |
|          | UINT_LEASTN_MAX | Indicates the maximum value of minimum-width unsigned integer type.         |
|          | INT_FASTN_MIN   | Indicates the minimum value of fastest minimum-width signed integer type.   |
|          | INT_FASTN_MAX   | Indicates the maximum value of fastest minimum-width signed integer type.   |
|          | UINT_FASTN_MAX  | Indicates the maximum value of fastest minimum-width unsigned integer type. |
|          | INTPTR_MIN      | Indicates the minimum value of pointer-holding signed integer type.         |
|          | INTPTR_MAX      | Indicates the maximum value of pointer-holding signed integer type.         |
|          | UINTPTR_MAX     | Indicates the maximum value of pointer-holding unsigned integer type.       |
|          | INTMAX_MIN      | Indicates the minimum value of greatest-width signed integer type.          |
|          | INTMAX_MAX      | Indicates the maximum value of greatest-width signed integer type.          |
|          | UINTMAX_MAX     | Indicates the maximum value of greatest-width unsigned integer type.        |
|          | PTRDIFF_MIN     | -65535                                                                      |
|          | PTRDIFF_MAX     | +65535                                                                      |
|          | SIG_ATOMIC_MIN  | -127                                                                        |
|          | SIG_ATOMIC_MAX  | +127                                                                        |
|          | SIZE_MAX        | 65535                                                                       |
|          | WCHAR_MIN       | 0                                                                           |
|          | WCHAR_MAX       | 65535U                                                                      |
|          | WINT_MIN        | 0                                                                           |
| WINT_MAX | 4294967295U     |                                                                             |

---

| <b>Type</b>         | <b>Definition Name</b> | <b>Description</b>                                                                 |
|---------------------|------------------------|------------------------------------------------------------------------------------|
| Function<br>(macro) | INTN_C                 | Expanded to an integer constant expression corresponding to <b>Int_leastN_t</b> .  |
|                     | UINTN_C                | Expanded to an integer constant expression corresponding to <b>Uint_leastN_t</b> . |
|                     | INT_MAX_C              | Expanded to an integer constant expression with type <b>intmax_t</b> .             |
|                     | UINT_MAX_C             | Expanded to an integer constant expression with type <b>uintmax_t</b> .            |

---

**(21) <tgmath.h>**

This header file defines macros only.

| <b>Type-Generic Macro</b> | <b>&lt;math.h&gt; Functions</b> | <b>&lt;complex.h&gt; Functions</b> |
|---------------------------|---------------------------------|------------------------------------|
| acos                      | acos                            | cacos                              |
| asin                      | asin                            | casin                              |
| atan                      | atan                            | catan                              |
| acosh                     | acosh                           | cacosh                             |
| asinh                     | asinh                           | casinh                             |
| atanh                     | atanh                           | catanh                             |
| cos                       | cos                             | ccos                               |
| sin                       | sin                             | csin                               |
| tan                       | tan                             | ctan                               |
| cosh                      | cosh                            | ccosh                              |
| sinh                      | sinh                            | csinh                              |
| tanh                      | tanh                            | ctanh                              |
| exp                       | exp                             | cexp                               |
| log                       | log                             | clog                               |
| pow                       | pow                             | cpow                               |
| sqrt                      | sqrt                            | csqrt                              |
| fabs                      | fabs                            | cfabs                              |
| atan2                     | atan2                           | —                                  |
| cbrt                      | cbrt                            | —                                  |
| ceil                      | ceil                            | —                                  |
| copysign                  | copysign                        | —                                  |
| erf                       | erf                             | —                                  |
| erfc                      | erfc                            | —                                  |
| exp2                      | exp2                            | —                                  |
| expm1                     | expm1                           | —                                  |
| fdim                      | fdim                            | —                                  |
| floor                     | floor                           | —                                  |
| fma                       | fma                             | —                                  |

| Type-Generic Macro | <math.h> Functions | <complex.h> Functions |
|--------------------|--------------------|-----------------------|
| fmax               | fmax               | —                     |
| fmin               | fmin               | —                     |
| fmod               | fmod               | —                     |
| frexp              | frexp              | —                     |
| hypot              | hypot              | —                     |
| ilogb              | ilogb              | —                     |
| ldexp              | ldexp              | —                     |
| lgamma             | lgamma             | —                     |
| llrint             | llrint             | —                     |
| llround            | llround            | —                     |
| log10              | log10              | —                     |
| log1p              | log1p              | —                     |
| log2               | log2               | —                     |
| logb               | logb               | —                     |
| lrint              | lrint              | —                     |
| lround             | lround             | —                     |
| nearbyint          | nearbyint          | —                     |
| nextafter          | nextafter          | —                     |
| nexttoward         | nexttoward         | —                     |
| remainder          | remainder          | —                     |
| remquo             | remquo             | —                     |
| rint               | rint               | —                     |
| round              | round              | —                     |
| scalbn             | scalbn             | —                     |
| scalbln            | scalbln            | —                     |
| tgamma             | tgamma             | —                     |
| trunc              | trunc              | —                     |
| carg               | —                  | carg                  |
| cimag              | —                  | cimag                 |
| conj               | —                  | conj                  |
| cproj              | —                  | cproj                 |

---

| <b>Type-Generic Macro</b> | <b>&lt;math.h&gt; Functions</b> | <b>&lt;complex.h&gt; Functions</b> |
|---------------------------|---------------------------------|------------------------------------|
| creal                     | —                               | creal                              |

---

**(22) <wchar.h>**

The following shows macros.

| Type             | Definition Name | Description                                                                                                                     |
|------------------|-----------------|---------------------------------------------------------------------------------------------------------------------------------|
| Macro            | mbstate_t       | Indicates the type for holding the necessary state of conversion between sequences of multibyte characters and wide characters. |
|                  | wint_t          | Indicates the type for holding extended characters.                                                                             |
| Constant (macro) | WEOF            | Indicates the end-of-file.                                                                                                      |
| Function         | fwprintf        | Converts the output format and outputs data to a stream.                                                                        |
|                  | vwprintf        | Equivalent to <b>fwprintf</b> with the variable argument list replaced by <b>va_list</b> .                                      |
|                  | swprintf        | Converts the output format and writes data to an array of wide characters.                                                      |
|                  | vswprintf       | Equivalent to <b>swprintf</b> with the variable argument list replaced by <b>va_list</b> .                                      |
|                  | wprintf         | Equivalent to <b>fwprintf</b> with <b>stdout</b> added as an argument before the specified arguments.                           |
|                  | vwprintf        | Equivalent to <b>wprintf</b> with the variable argument list replaced by <b>va_list</b> .                                       |
|                  | fwscanf         | Inputs and converts data from the stream under control of the wide string and assigns it to an object.                          |
|                  | vwscanf         | Equivalent to <b>fwscanf</b> with the variable argument list replaced by <b>va_list</b> .                                       |
|                  | swscanf         | Converts data under control of the wide string and assigns it to an object.                                                     |
|                  | vswscanf        | Equivalent to <b>swscanf</b> with the variable argument list replaced by <b>va_list</b> .                                       |
|                  | wscanf          | Equivalent to <b>fwscanf</b> with <b>stdin</b> added as an argument before the specified arguments.                             |
|                  | vwscanf         | Equivalent to <b>wscanf</b> with the variable argument list replaced by <b>va_list</b> .                                        |
|                  | fgetwc          | Inputs a wide character as the <b>wchar_t</b> type and converts it to the <b>wint_t</b> type.                                   |
|                  | fgetws          | Stores a sequence of wide characters in an array.                                                                               |
|                  | fputwc          | Writes a wide character.                                                                                                        |

| Type     | Definition Name | Description                                                                                                                                                             |
|----------|-----------------|-------------------------------------------------------------------------------------------------------------------------------------------------------------------------|
| Function | fputws          | Writes a wide string.                                                                                                                                                   |
|          | fwide           | Specifies the input/output unit.                                                                                                                                        |
|          | getwc           | Equivalent to <b>fgetwc</b> .                                                                                                                                           |
|          | getwchar        | Equivalent to <b>getwc</b> with <b>stdin</b> specified as an argument.                                                                                                  |
|          | putwc           | Equivalent to <b>fputwc</b> .                                                                                                                                           |
|          | putwchar        | Equivalent to <b>putwc</b> with <b>stdout</b> specified as the second argument.                                                                                         |
|          | ungetwc         | Returns a wide character to a stream.                                                                                                                                   |
|          | wcstod          | These convert the initial part of a wide string to <b>double</b> , <b>float</b> , or <b>long double</b> representation.                                                 |
|          | wcstof          |                                                                                                                                                                         |
|          | wcstold         |                                                                                                                                                                         |
|          | wcstol          | These convert the initial part of a wide string to <b>long int</b> , <b>long long int</b> , <b>unsigned long int</b> , or <b>unsigned long long int</b> representation. |
|          | wcstoll         |                                                                                                                                                                         |
|          | wcstoul         |                                                                                                                                                                         |
|          | wcstoull        |                                                                                                                                                                         |
|          | wcscpy          | Copies a wide string.                                                                                                                                                   |
|          | wcsncpy         | Copies <b>n</b> or fewer wide characters.                                                                                                                               |
|          | wmemcpy         | Copies <b>n</b> wide characters.                                                                                                                                        |
|          | wmemmove        | Copies <b>n</b> wide characters.                                                                                                                                        |
|          | wcscat          | Copies a wide string and appends it to the end of another wide string.                                                                                                  |
|          | wcsncat         | Copies a wide string with <b>n</b> or fewer wide characters and appends it to the end of another wide character string.                                                 |
|          | wscmp           | Compares two wide strings.                                                                                                                                              |
|          | wcsncmp         | Compares two arrays with <b>n</b> or fewer wide characters.                                                                                                             |
|          | wmemcmp         | Compares <b>n</b> wide characters.                                                                                                                                      |
|          | wcschr          | Searches for a specified wide string in another wide string.                                                                                                            |
|          | wcscspn         | Checks if a wide string contains another specified wide string.                                                                                                         |
|          | wcspbrk         | Searches for the first occurrence of a specified wide string in another wide string.                                                                                    |
|          | wcsrchr         | Searches for the last occurrence of a specified wide character in a wide string.                                                                                        |



| Type     | Definition Name | Description                                                                                                             |
|----------|-----------------|-------------------------------------------------------------------------------------------------------------------------|
| Function | wcsspn          | Calculates the length of the maximum initial segment of a wide string, which consists of specified wide characters.     |
|          | wcsstr          | Searches for the first occurrence of a specified sequence of wide characters in a wide string.                          |
|          | wcstok          | Divides a wide string into a sequence of tokens delimited by a specified wide character.                                |
|          | wmemchr         | Searches for the first occurrence of a specified wide character within the first <b>n</b> wide characters in an object. |
|          | wcslen          | Calculates the length of a wide string.                                                                                 |
|          | wmemset         | Copies <b>n</b> wide characters.                                                                                        |
|          | wctob           | Checks if a multibyte character representation can be converted to 1-byte representation.                               |
|          | mbsinit         | Checks if a specified object indicates the initial conversion state.                                                    |
|          | mbrlen          | Calculates the number of bytes in a multibyte character.                                                                |
|          | mbrtowc         | Converts a multibyte character to a wide character.                                                                     |
|          | wcrtomb         | Converts a wide character to a multibyte character.                                                                     |
|          | mbsrtowcs       | Converts a sequence of multibyte characters to a sequence of corresponding wide characters.                             |
|          | wcsrtombs       | Converts a sequence of wide characters to a sequence of corresponding multibyte characters.                             |

---

**long fwprintf(FILE \*restrict fp,  
const wchar\_t \*restrict control [, arg] ...)** Formatted Wide Character Output to File

---

Description: Outputs data to a stream input/output file according to the format.

Header file: <stdio.h>, <wchar.h>

Return values: Normal: Number of wide strings converted and output  
Abnormal: Negative value

Parameters: fp File pointer  
control Pointer to wide string indicating format  
arg, ... List of data to be output according to format

Example:

```
#include <stdio.h>
#include <wchar.h>
FILE *fp;
const wchar_t *control=L"%ls";
int ret;
wchar_t buffer[]=L"Hello World\n";
ret=fwprintf(fp, control, buffer);
```

Remarks: The **fwprintf** function is the wide-character version of the **fprintf** function.

---

**long vfwprintf(FILE \*restrict fp, const char \*restrict control, va\_list arg)** Variable-Parameter  
Formatted Wide Character Output to File

---

Description: Outputs a variable parameter list to the specified stream input/output file according to a format.

Header file: <stdarg.h>, <stdio.h>, <wchar.h>

Return values: Normal: Number of characters converted and output  
Abnormal: Negative value

Parameters: fp File pointer  
control Pointer to wide string indicating format  
arg Parameter list

Example: 

```
#include <stdarg.h>
#include <stdio.h>
#include <wchar.h>
FILE *fp;
const wchar_t *control=L"%d";
int ret;
```

```
void prlist(int count ,...)
{
 va_list ap;
 int i;
 va_start(ap, count);
 for(i=0;i<count;i++)
 ret=vfprintf(fp, control, ap);
 va_end(ap);
}
```

Remarks: The **vfwprintf** function is the wide-character version of the **vfprintf** function.

---

**long swprintf(wchar\_t \*restrict s, size\_t n,  
                  const wchar\_t \*restrict control [, arg] ...)**      Formatted Wide String Output

---

- Description:**      Converts data according to a format and outputs it to the specified area.
- Header file:**      <stdio.h>, <wchar.h>
- Return values:**    Normal:      Number of characters converted  
                      Abnormal:     When a representation format error occurs or writing **n** or more wide characters is requested: Negative value
- Parameters:**      s            Pointer to storage area to which data is to be output  
                      n            Number of wide characters to be output  
                      control      Pointer to wide string indicating format  
                      arg,...      Data to be output according to format
- Example:**

```
#include <stdio.h>
#include <wchar.h>
wchar_t s*;
size_t n=12;
const wchar_t *control="%ls";
int ret;
wchar_t buffer[]="Hello World\n";
ret=swprintf(s, n, control, buffer);
```
- Error conditions:** A representation format error occurs if an illegal multibyte string is passed to the **mbrtowc()** function.
- Remarks:**         The **swprintf** function is the wide-character version of the **sprintf** function.

---

|                                                                                                        |                                          |
|--------------------------------------------------------------------------------------------------------|------------------------------------------|
| <b>long vswprintf(wchar_t *restrict s, size_t n,<br/>const wchar_t *restrict control, va_list arg)</b> | Variable Parameter<br>Wide String Output |
|--------------------------------------------------------------------------------------------------------|------------------------------------------|

---

Description: Outputs a variable parameter list to the specified storage area according to a format.

Header file: <stdarg.h>, <wchar.h>

Return values: Normal: Number of characters converted  
Abnormal: Negative value

Parameters: s Pointer to storage area to which data is to be output  
n Number of wide characters to be output  
control Pointer to wide string indicating format  
arg Parameter list

Example:

```
#include <stdarg.h>
#include <wchar.h>
wchar_t *s;
const wchar_t *control=L"%d";
int ret;

void prlist(int count ,...)
{
 va_list ap;
 int i;
 va_start(ap, count);
 for(i=0;i<count;i++) {
 ret=vsprintf(s, control, ap);
 va_arg(ap,int);
 s += ret;
 }
}
```

Remarks: The **vsprintf** function is the wide-character version of the **vsprintf** function.

---

**long wprintf(const wchar\_t \*restrict control [, arg] ...)**      Formatted Wide Character Output

---

Description:        Converts data according to a format and outputs it to the standard output file (**stdout**).

Header file:        <stdio.h>, <wchar.h>

Return values:     Normal:        Number of wide characters converted and output  
                  Abnormal:     Negative value

Parameters:        control        Pointer to string indicating format  
                  arg,...        Data to be output according to format

Example:            

```
#include <stdio.h>
#include <wchar.h>
const wchar_t *control=L"%ls";
int ret;
wchar_t buffer[]=L"Hello World\n";
ret=wprintf(control,buffer);
```

Remarks:          The **wprintf** function is the wide-character version of **printf** function.

---

**long vwprintf(const wchar\_t \*restrict control,  
va\_list arg)** Variable-Parameter Wide Character Output

---

Description: Outputs a variable parameter list to the standard output file (**stdout**) according to a format.

Header file: <stdarg.h>, <wchar.h>

Return values: Normal: Number of characters converted and output  
Abnormal: Negative value

Parameters: control Pointer to wide string indicating format  
arg Parameter list

Example:

```
#include <stdarg.h>
#include <wchar.h>
FILE *fp;
const wchar_t *control=L"%d";
int ret;

void wprlist(int count ,...)
{
 va_list ap;
 int i;
 va_start(ap, count);
 for(i=0;i<count;i++)
 ret=vwprintf(control, ap);
 va_end(ap);
}
```

Remarks: The **vwprintf** function is the wide-character version of the **vprintf** function.

---

**long fwscanf(FILE \*restrict fp, const wchar\_t \*restrict control  
[ , ptr] ...)** Formatted Wide Character Input from File

---

**Description:** Inputs data from a stream input/output file and converts it according to a format.

**Header file:** <stdio.h>, <wchar.h>

**Return values:** Normal: Number of data items successfully input and converted  
Abnormal: Input data ends before input data conversion is performed:  
**EOF**

**Parameters:** fp File pointer  
control Pointer to wide string indicating format  
ptr Pointer to storage area that stores input data

**Example:**

```
#include <stdio.h>
#include <wchar.h>
FILE *fp;
const wchar_t *control=L"%d";
int ret, buffer[10];
ret=fwscanf(fp, control, buffer);
```

**Remarks:** The **fwscanf** function is the wide-character version of the **fscanf** function.



---

**long vfwscanf(FILE \*restrict fp, const wchar\_t \*restrict control,  
va\_list arg) Variable-Parameter Formatted Wide Character Input from File**

---

Description: Inputs data from a stream input/output file and converts it according to a format.

Header file: <stdarg.h>, <stdio.h>, <wchar.h>

Return values: Normal: Number of data items successfully input and converted  
Abnormal: Input data ends before input data conversion is performed:  
**EOF**

Parameters: fp File pointer  
control Pointer to wide string indicating format  
arg Parameter list

Example:

```
#include <stdarg.h>
#include <stdio.h>
#include <wchar.h>
FILE *fp;
const wchar_t *control=L"%d";
int ret;

void prlist(int count ,...)
{
 va_list ap;
 int i;
 va_start(ap, count);
 for(i=0;i<count;i++)
 ret=vfwscanf(fp, control, ap);
 va_end(ap);
}
```

Remarks: The **vfwscanf** is the wide-character version of the **vfscanf** function.

---

**long swscanf(const wchar\_t \*restrict s, const wchar\_t \*restrict control  
[ , ptr] ...)** Formatted Wide String Input

---

Description: Inputs data from the specified storage area and converts it according to a format.

Header file: <stdio.h>, <wchar.h>

Return values: Normal: Number of data items successfully input and converted  
Abnormal: **EOF**

Parameters: s Storage area containing data to be input  
control Pointer to wide string indicating format  
ptr,... Pointer to storage area that stores input and converted data

Example: 

```
#include <stdio.h>
#include <wchar.h>
const wchar_t *s, *control=L"%d";
int ret,buffer[10];
ret=swscanf(s, control, buffer);
```

Remarks: The **swscanf** is the wide-character version of the **scanf** function.

---

**long vswscanf(const wchar\_t \*restrict s, const wchar\_t \*restrict control,  
va\_list arg) Variable-Parameter Formatted Wide String Input**


---

Description: Inputs data from the specified storage area and converts it according to a format.

Header file: <stdarg.h>, <wchar.h>

Return values: Normal: Number of data items successfully input and converted  
Abnormal: **EOF**

Parameters: s Storage area containing data to be input  
control Pointer to wide string indicating format  
arg Parameter list

Example: 

```
#include <stdarg.h>
#include <wchar.h>
const wchar_t *s, *control=L"%d";
int ret,buffer[10];
ret=vswscanf(s, control, buffer);
```

---

**long wscanf(const wchar\_t \*control [, ptr] ...)** Formatted Wide Character Input

---

Description: Inputs data from the standard input file (**stdin**) and converts it according to a format.

Header file: <wchar.h>

Return values: Normal: Number of data items successfully input and converted  
Abnormal: **EOF**

Parameters: control Pointer to wide string indicating format  
ptr,... Pointer to storage area that stores input and converted data

Example: 

```
#include <wchar.h>
const wchar_t *control=L"%d";
int ret,buffer[10];
ret=wscanf(control, buffer);
```

Remarks: The **wscanf** function is the wide-character version of the **scanf** function.

**long vwscanf(const wchar\_t \*restrict control,  
va\_list arg) Variable-Parameter Formatted Wide Character Input from File**

---

Description: Inputs data from the specified storage area and converts it according to a format.

Header file: <stdarg.h>, <wchar.h>

Return values: Normal: Number of data items successfully input and converted  
Abnormal: Input data ends before input data conversion is performed:  
**EOF**

Parameters: control Pointer to wide string indicating format  
arg Parameter list

Example:

```
#include <stdarg.h>
#include <wchar.h>

FILE *fp;
const wchar_t *control=L"%d";
int ret;

void prlist(int count ,...)
{
 va_list ap;
 int i;
 va_start(ap, count);
 for(i=0;i<count;i++)
 ret=vwscanf(control, ap);
 va_end(ap);
}
```

Remarks: The **vwscanf** function is provided to support wide-character format with the **vscanf** function.

---

**wint\_t fgetwc(FILE \*fp)**

One Wide Character Input from File

---

Description: Inputs one wide character from a stream input/output file.

Header file: <stdio.h>, <wchar.h>

Return values: Normal: End-of-file: **EOF**  
Otherwise: Input wide character  
Abnormal: **EOF**

Parameters: fp File pointer

Example: 

```
#include <stdio.h>
#include <wchar.h>
FILE *fp;
wint_t ret;
ret=fgetwc(fp);
```

Error conditions: When a read error occurs, the error indicator for that file is set.

Remarks: The **fgetwc** function is provided to support wide-character input to the **fgetc** function.

---

**wchar\_t \*fgetws(wchar\_t \*restrict s, long n, FILE \*fp)** Wide String Input from File

---

Description: Inputs a wide string from a stream input/output file.

Header file: <stdio.h>, <wchar.h>

Return values: Normal: End-of-file: **NULL**  
Otherwise: **s**  
Abnormal: **NULL**

Parameters: s Pointer to storage area to which wide string is input  
n Number of bytes of storage area to which wide string is input  
fp File pointer

Example: 

```
#include <stdio.h>
#include <wchar.h>
wchar_t *s, *ret;
int n;
FILE *fp;
ret=fgetws(s,n,fp);
```

Remarks: The **fgetws** function is provided to support wide-character input to the **fgets** function.

---

**wint\_t fputwc(wchar\_t c, FILE \*fp)**

One Wide Character Output to File

---

Description: Outputs one wide character to a stream input/output file.

Header file: <stdio.h>, <wchar.h>

Return values: Normal: Output wide character  
Abnormal: **EOF**

Parameters: c Character to be output  
fp File pointer

Example: 

```
#include <stdio.h>
#include <wchar.h>
FILE *fp;
wchar_t c;
wint_t ret;
ret=fputwc(c,fp);
```

Error conditions: When a write error occurs, the error indicator for that file is set.

Remarks: The **fputwc** function is the wide-character version of the **fputc** function.

---

**long fputws(const wchar\_t \*restrict s, FILE \*restrict fp)**      Wide String Output to File

---

Description:      Outputs a wide string to a stream input/output file.

Header file:      <stdio.h>, <wchar.h>

Return values:    Normal:      0  
                  Abnormal    **EOF**

Parameters:      s              Pointer to wide string to be output  
                  fp              File pointer

Example:          

```
#include <stdio.h>
#include <wchar.h>
const wchar_t *s;
int ret;
FILE *fp;
 ret=fputws(s,fp);
```

Remarks:          The **fputws** function is the wide-character version of the **fputs** function.



---

**long fwide(FILE \*fp, long mode)**

Specifying Input Unit of File

---

Description: Specifies the input unit of a file.

Header file: <stdio.h>, <wchar.h>

Return values: A wide character is specified as the unit: Value greater than 0  
A byte is specified as the unit: Value smaller than 0  
No input/output unit is specified: 0

Parameters: fp File pointer  
mode Value indicating the input unit

Example: 

```
#include <stdio.h>
#include <wchar.h>
FILE *fp;
int mode, ret;
ret=fwide(fp,mode);
```

Remarks: The **fwide** function does not change the stream input/output unit that has already been determined.

---

**long getwc(FILE \*fp)****One Wide Character Input from File**

---

Description: Inputs one wide character from a stream input/output file.

Header file: <stdio.h>, <wchar.h>

Return values: Normal: End-of-file: **WEOF**  
Otherwise: Input wide character  
Abnormal: **EOF**

Parameters: fp File pointer

Example: 

```
#include <stdio.h>
#include <wchar.h>
FILE *fp;
int ret;
ret=getwc(fp);
```

Error conditions: When a read error occurs, the error indicator for that file is set.

Remarks: The **getwc** function is equivalent to **fgetwc**, but **getwc** may evaluate **fp** two or more times because it is implemented as a macro. Accordingly, specify an expression without side effects for **fp**.

---

**long getwchar(void)****One Wide Character Input**

---

Description: Inputs one wide character from the standard input file (**stdin**).

Header file: <wchar.h>

Return values: Normal: End-of-file: **WEOF**  
Otherwise: Input wide character  
Abnormal: **EOF**

Example: 

```
#include <wchar.h>
int ret;
ret=getwchar();
```

Error conditions: When a read error occurs, the error indicator for that file is set.

Remarks: The **getwchar** function is the wide-character version of the **getchar** function.

---

**wint\_t putwc(wchar\_t c, FILE \*fp)** One Wide Character Output to File

---

Description: Outputs one wide character to a stream input/output file.

Header file: <stdio.h>, <wchar.h>

Return values: Normal: Output wide character  
Abnormal: **WEOF**

Parameters: c Wide character to be output  
fp File pointer

Example: 

```
#include <stdio.h>
#include <wchar.h>
FILE *fp;
wchar_t c;
wint_t ret;
ret=putwc(c,fp);
```

Error conditions: When a write error occurs, the error indicator for that file is set.

Remarks: The **putwc** function is equivalent to **fputwc**, but **putwc** may evaluate **fp** two or more times because it is implemented as a macro. Accordingly, specify an expression without side effects for **fp**.

---

**wint\_t putwchar(wchar\_t c)****One Wide Character Output**

---

Description: Outputs one wide character to the standard output file (**stdout**).

Header file: <wchar.h>

Return values: Normal: Output wide character  
Abnormal: **WEOF**

Parameters: c Wide character to be output

Example: 

```
#include <wchar.h>
wint_t ret;
wchar_t c;
ret=putwchar(c);
```

Error conditions: When a write error occurs, the error indicator for that file is set.

Remarks: The **putwchar** function is the wide-character version of the **putchar** function.

---

**wint\_t ungetwc(wint\_t c, FILE \*fp)****One Wide Character Return to File**

---

Description: Returns one wide character to a stream input/output file.

Header file: <stdio.h>, <wchar.h>

Return values: Normal: Returned wide character  
Abnormal: **WEOF**

Parameters: c Wide character to be returned  
fp File pointer

Example: 

```
#include <stdio.h>
#include <wchar.h>
wint_t ret;
wchar_t c;
FILE *fp;
ret=ungetwc(c, fp);
```

Remarks: The **ungetwc** function is the wide-character version of the **ungetc** function.

---

**double wcstod(const wchar\_t \*restrict nptr, wchar\_t \*\*restrict endptr)**  
**float wstof(const wchar\_t \*restrict nptr, wchar\_t \*\*restrict endptr)**  
**long double wcstold(const wchar\_t \*restrict nptr,**  
**wchar\_t \*\*restrict endptr)**     Wide String Conversion to Floating-Point Number

---

Description:        Converts the initial part of a wide string to a specified-type floating-point number.

Header file:        <wchar.h>

Return Values      Normal:        If the string pointed by **nptr** begins with a character that does not represent a floating-point number: 0  
                                      If the string pointed by **nptr** begins with a character that represents a floating-point number: Converted data as a specified-type floating-point number  
                                      Abnormal:        If the converted data overflows: **HUGE\_VAL**, **HUGE\_VALF**, or **HUGE\_VALL** with the same sign as that of the string before conversion  
                                                          If the converted data underflows: 0

Parameters:        **nptr**            Pointer to a number-representing string to be converted  
                      **endptr**        Pointer to the storage area containing a pointer to the first character that does not represent a floating-point number

Example:            

```
#include <wchar.h>
const wchar_t *nptr;
wchar_t **endptr;
double ret;
ret=wcstod(nptr, endptr);
```

Error conditions:   If the converted result overflows or underflows, **errno** is set.

Remarks:           The **wcstod** function group is the wide-character version of the **strtod** function group.



---

**wchar\_t \*wcsncpy(wchar\_t \* restrict s1, const wchar\_t \* restrict s2)** Wide String Copy

---

**Description:** Copies the contents of a source wide string including the null character to a destination storage area.

**Header file:** <wchar.h>

**Return values:** **s1** value

**Parameters:** s1 Pointer to destination storage area  
s2 Pointer to source string

**Example:**

```
#include <wchar.h>
wchar_t *s1, *ret;
const wchar_t *s2;
ret=wcsncpy(s1,s2);
```

**Remarks:** The **wcsncpy** function group is the wide-character version of the **strncpy** function group.

---

**wchar\_t \*wcsncpy(wchar\_t \* restrict s1, const wchar\_t \* restrict s2, size\_t n)** Wide String Copy

---

**Description:** Copies a source wide string of a specified length to a destination storage area.

**Header file:** <wchar.h>

**Return values:** **s1** value

**Parameters:** s1 Pointer to destination storage area  
s2 Pointer to source string  
n Number of characters to be copied

**Example:**

```
#include <wchar.h>
wchar_t *s1, *ret;
const wchar_t *s2;
size_t n;
ret=wcsncpy(s1,s2,n);
```

**Remarks:** The **wcsncpy** function is the wide-character version of the **strncpy** function.

---

**wchar\_t \*wmemcpy(wchar\_t \*restrict s1, const wchar\_t \*restrict s2,  
size\_t n)** Storage Area Copy

---

Description: Copies the contents of a source storage area of a specified length to a destination storage area.

Header file: <wchar.h>

Return values: s1 value

Parameters: s1 Pointer to destination storage area  
s2 Pointer to source storage area  
n Number of characters to be copied

Example: 

```
#include <wchar.h>
wchar_t *ret, *s1;
const wchar_t *s2;
size_t n;
ret=wmemcpy(s1,s2,n);
```

Remarks: The **wmemcpy** function is the wide-character version of the **memcpy** function.



---

**wchar\_t \*wmemmove(wchar\_t \*s1, const wchar\_t \*s2, size\_t n)** Storage Area Move

---

**Description:** Copies the specified size of the contents of a source area to a destination storage area. If part of the source storage area and the destination storage area overlap, data is copied to the destination storage area before the overlapped source storage area is overwritten. Therefore, correct copy is enabled.

**Header file:** <wchar.h>

**Return values:** **s1** value

**Parameters:**

|    |                                     |
|----|-------------------------------------|
| s1 | Pointer to destination storage area |
| s2 | Pointer to source storage area      |
| n  | Number of characters to be copied   |

**Example:**

```
#include <wchar.h>
wchar_t *ret, *s1;
const wchar_t *s2;
size_t n;
ret=wmemmove(s1,s2,n);
```

**Remarks:** The **wmemmove** function is the wide-character version of the **memmove** function.

---

**wchar\_t \*wcscat(wchar\_t \*s1, const wchar\_t \*s2)** Wide String Concatenation

---

**Description:** Concatenates a string after another string.

**Header file:** <wchar.h>

**Return values:** **s1** value

**Parameters:**

|    |                                                              |
|----|--------------------------------------------------------------|
| s1 | Pointer to the string after which another string is appended |
| s2 | Pointer to the string to be appended after the other string  |

**Example:**

```
#include <wchar.h>
wchar_t *s1, *ret;
const wchar_t *s2;
ret=wcscat(s1,s2);
```

Remarks: The **wscat** function is the wide-character version of the **strcat** function.

---

**wchar\_t \*wcsncat(wchar\_t \* restrict s1, const wchar\_t \* restrict s2,  
size\_t n)** Wide String Concatenation

---

Description: Concatenates a string of a specified length after another string.

Header file: <wchar.h>

Return values: **s1** value

Parameters: **s1** Pointer to the string after which another string is appended  
**s2** Pointer to the string to be appended after the other string  
**n** Number of characters to concatenate

Example: 

```
#include <wchar.h>
wchar_t *s1, *ret;
const wchar_t *s2;
size_t n;
ret=wcsncat(s1,s2,n);
```

Remarks: The **wcsncat** function is the wide-character version of the **strncat** function.

---

**long wcsncmp(const wchar\_t \*s1, const wchar\_t \*s2)** String Comparison

---

Description: Compares the contents of two strings specified.

Header file: <wchar.h>

Return values: If string pointed by **s1** > string pointed by **s2**: Positive value  
If string pointed by **s1** == string pointed by **s2**: 0  
If string pointed by **s1** < string pointed by **s2**: Negative value

Parameters: **s1** Pointer to the reference string to be compared  
**s2** Pointer to the string to compare to the reference

Example: 

```
#include <wchar.h>
const wchar_t *s1, *s2;
```

```
int ret;
ret=wcscmp(s1,s2);
```

Remarks: The **wcscmp** function is the wide-character version of the **strcmp** function.

---

**long wcsncmp(const wchar\_t \*s1, const wchar\_t \*s2, size\_t n)** String Comparison

---

Description: Compares two strings specified up to a specified length.

Header file: <wchar.h>

Return values: If string pointed by **s1** > string pointed by **s2**: Positive value  
If string pointed by **s1** == string pointed by **s2**: 0  
If string pointed by **s1** < string pointed by **s2**: Negative value

Parameters: **s1** Pointer to the reference string to be compared  
**s2** Pointer to the string to compare to the reference  
**n** Maximum number of characters to compare

Example: 

```
#include <wchar.h>
const wchar_t *s1, *s2;
size_t n;
int ret;
ret=wcsncmp(s1,s2,n);
```

Remarks: The **wcsncmp** function is the wide-character version of the **strncmp** function.

---

**long wmemcmp(const wchar\_t \* s1, const wchar\_t \* s2, size\_t n)** Storage Area Comparison

---

Description: Compares the contents of two storage areas specified.

Header file: <wchar.h>

Return values: If storage area pointed by **s1** > storage area pointed by **s2**: Positive value  
If storage area pointed by **s1** == storage area pointed by **s2**: 0  
If storage area pointed by **s1** < storage area pointed by **s2**: Negative value

Parameters: s1 Pointer to the reference storage area to be compared  
s2 Pointer to the storage area to compare to the reference  
n Number of characters to compare

Example: 

```
#include <wchar.h>
const wchar_t *s1, *s2;
size_t n;
int ret;
ret=wmemcmp(s1,s2,n);
```

Remarks: The **wmemcmp** function is the wide-character version of the **memcmp** function.

---

**wchar\_t \*wcschr(const wchar\_t \*s, wchar\_t c)** First Occurrence of Character

---

Description: Searches a specified string for the first occurrence of a specified character.

Header file: <wchar.h>

Return values: If the character is found: Pointer to the found character  
If the character is not found: **NULL**

Parameters: s            Pointer to the string to be searched  
              c            Character to search for

Example: 

```
#include <wchar.h>
const wchar_t *s;
int c;
char *ret;
ret=wcschr(s,c);
```

Remarks: The **wcschr** function is the wide-character version of the **strchr** function.

---

**size\_t wcsnspn(const wchar\_t \*s1, const wchar\_t \*s2)** Number of Characters  
before First Occurrence of Specified Characters

---

Description: Checks a specified string from the beginning and counts the number of consecutive characters at the beginning that are not included in another string specified.

Header file: <wchar.h>

Return values: Number of characters at the beginning of the **s1** string that are not included in the **s2** string

Parameters: s1            Pointer to the string to be checked  
              s2            Pointer to the string used to check **s1**

Example: 

```
#include <wchar.h>
const wchar_t *s1, *s2;
size_t ret;
ret=wcsnspn(s1,s2);
```

Remarks: The **wscspn** function is the wide-character version of the **strcspn** function.

**wchar\_t \*wcpbrk(const wchar\_t \*s1,  
const wchar\_t \*s2)** First Occurrence of Specified Characters

---

Description: Searches a specified string for the first occurrence of the character that is included in another string specified.

Header file: <wchar.h>

Return values: If the character is found: Pointer to the found character  
If the character is not found: **NULL**

Parameters: s1 Pointer to the string to be searched  
s2 Pointer to the string that indicates the characters to search  
**s1** for

Example: 

```
#include <wchar.h>
const wchar_t *s1, *s2;
char *ret;
ret=wcpbrk(s1,s2);
```

Remarks: The **wcpbrk** function is the wide-character version of the **strpbrk** function.

**wchar\_t \*wcrchr(const wchar\_t \*s, wchar\_t c)** Last Occurrence of Specified Character

---

Description: Searches a specified string for the last occurrence of a specified character.

Header file: <wchar.h>

Return values: If the character is found: Pointer to the found character  
If the character is not found: **NULL**

Parameters: s Pointer to the string to be searched  
c Character to search for

Example: 

```
#include <wchar.h>
const wchar_t *s;
```

```
int c;
wchar_t *ret;
ret=wcsrchr(s,c);
```

---

**size\_t wcsspn(const wchar\_t \*s1,  
const wchar\_t \*s2)** Number of Consecutive Characters Specified

---

**Description:** Checks a specified string from the beginning and counts the number of consecutive characters at the beginning that are included in another string specified.

**Header file:** <wchar.h>

**Return values:** Number of characters at the beginning of the **s1** string that are included in the **s2** string

**Parameters:** s1            Pointer to the string to be checked  
s2            Pointer to the string used to check s1

**Example:**

```
#include <wchar.h>
const wchar_t *s1, *s2;
size_t ret;
ret=wcsspn(s1,s2);
```

**Remarks:** The **wcsspn** function is the wide-character version of the **strspn** function.

---

**wchar\_t \*wcsstr(const wchar\_t \*s1, const wchar\_t \*s2)** First Occurrence of String

---

**Description:** Searches a specified string for the first occurrence of another string specified.

**Header file:** <wchar.h>

**Return values:** If the string is found: Pointer to the found string  
If the string is not found: **NULL**

**Parameters:** s1            Pointer to the string to be searched  
s2            Pointer to the string to search for

Example:

```
#include <wchar.h>
const wchar_t *s1, *s2;
wchar_t *ret;
ret=wcsstr(s1,s2);
```

**wchar\_t\*** **wcstok(wchar\_t \* restrict s1, const wchar\_t \* restrict s2, wchar\_t \*\* restrict ptr)** Division into Tokens

---

Description: Divides a specified string into some tokens.

Header file: <wchar.h>

Return values: If division into tokens is successful: Pointer to the first token divided  
If division into tokens is unsuccessful: **NULL**

Parameters:

|     |                                                                               |
|-----|-------------------------------------------------------------------------------|
| s1  | Pointer to the string to be divided into some tokens                          |
| s2  | Pointer to the string representing string-dividing characters                 |
| ptr | Pointer to the string where search is to be started at the next function call |

Example:

```
#include <wchar.h>
static wchar_t s1[] = L"?a???b,,#c";
static wchar_t s2[] = L"\t \t";
wchar_t *t, *p1, *p2;
t = wcstok(s1, L"?", &p1); // t points to token L"a".
t = wcstok(NULL, L",", &p1); // t points to token L"??b".
t = wcstok(s2, L" \t", &p2); // t is a NULL pointer.
t = wcstok(NULL, L"#", &p1); // t points to token L"c".
t = wcstok(NULL, L"?", &p1); // t is a NULL pointer.
```

Remarks: The **wcstok** function is the wide-character version of the **strtok** function.

To search the same string for the second or later time, set **s1** to **NULL** and **ptr** to the value returned by the previous function call to the same string.



---

**wchar\_t \*wmemchr(const wchar\_t \*s, wchar\_t c, size\_t n)** Character Search in Storage Area

---

Description: Searches a specified storage area for the first occurrence of a specified character.

Header file: <wchar.h>

Return values: If the character is found: Pointer to the found character  
If the character is not found: **NULL**

Parameters: s Pointer to the storage area to be searched  
c Character to search for  
n Number of characters to search

Example: 

```
#include <wchar.h>
const wchar_t *s;
int c;
size_t n;
wchar_t *ret;
ret=wmemchr(s,c,n);
```

Remarks: The **wmemchr** function is the wide-character version of the **memchr** function.

---

**size\_t wcslen(const wchar\_t \*s)**

Wide String Length

---

Description: Calculates the length of a wide string except the terminating null wide character.

Header file: <wchar.h>

Return values: Number of characters in the wide string

Parameters: s Pointer to the wide string to check the length of

Example: 

```
#include <wchar.h>
const wchar_t *s;
size_t ret;
ret=wcslen(s);
```

Remarks: The **wcslen** function is the wide-character version of the **strlen** function.

---

**wchar\_t \*wmemset(wchar\_t \*s, wchar\_t c, size\_t n)**

Character Repeating

---

- Description:** Sets a specified character a specified number of times at the beginning of a specified storage area.
- Header file:** <wchar.h>
- Return values:** Value of **s**
- Parameters:**
- |          |                                              |
|----------|----------------------------------------------|
| <b>s</b> | Pointer to storage area to set characters in |
| <b>c</b> | Character to be set                          |
| <b>n</b> | Number of characters to be set               |
- Example:**
- ```
#include <wchar.h>
wchar_t c, *s, *ret;
size_t n;
ret=wmemset(s,c,n);
```
- Remarks:** The **wmemset** function is the wide-character version of the **memset** function.

long wctob(wint_t c) Wide Character Conversion to 1-Byte Representation

Description: Converts a wide character to 1-byte representation.

Header file: <stdio.h>, <wchar.h>

Return values: Normal: One-byte value converted from a wide character
Abnormal: **EOF**

Parameters: c Wide character

Example:

```
#include <stdio.h>
#include <wchar.h>
wint_t c;
int ret;
ret=wctob(c);
```

Error conditions: If the wide character cannot be represented in one byte, **EOF** is returned.

Remarks: The **wctob** function checks if **c** is a member of the extended character set and corresponds to a multibyte character that can be represented in one byte in the initial shift state.

long mbsinit(const mbstate_t *ps) Conversion State Function

Description: Checks if a specified **mbstate_t** object indicates the initial conversion state.

Header file: <wchar.h>

Return values: Initial conversion state: Nonzero
Otherwise: 0

Parameters: ps Pointer to **mbstate_t** object

Example:

```
#include <wchar.h>
const mbstate_t *mt;
int ret;
ret=mbsinit(mt);
```

**size_t mbrlen(const char * restrict s, size_t n,
mbstate_t *restrict ps)** Calculation of Bytes in Multibyte Character

Description: Calculates the number of bytes in a specified multibyte character.

Header file: <wchar.h>

Return values: 0: A null wide character is detected in **n** or fewer bytes.
From 1 to **n** inclusive: A multibyte character is detected in **n** or fewer bytes.
(**size_t**)(-2): No complete multibyte character is detected in **n** bytes.
(**size_t**)(-1): An illegal multibyte sequence is detected.

Parameters: **s** Pointer to multibyte string
n Maximum number of bytes to be checked for multibyte character
ps Pointer to **mbstate_t** object

Example:

```
#include <wchar.h>
const char *s;
size_t n;
const mbstate_t *mt;
int ret;
ret=mbrlen(s, n, mt);
```

size_t mbrtowc(wchar_t * restrict pwc, const char * restrict s, size_t n, mbstate_t * restrict ps) Multibyte Character Conversion to Wide Character

Description: Converts a multibyte character to a wide character.

Header file: <wchar.h>

Return values: 0: A null wide character is detected in **n** or fewer bytes.
From 1 to **n** inclusive: A multibyte character is detected in **n** or fewer bytes.
(**size_t**)(-2): No complete multibyte character is detected in **n** bytes.
(**size_t**)(-1): An illegal multibyte sequence is detected.

Parameters: pwc Pointer to wide string to store the obtained wide character
 s Pointer to multibyte string
 n Maximum number of bytes to be checked for multibyte character
 ps Pointer to **mbstate_t** object

Example:

```
#include <wchar.h>
wchar_t *pwc;
const char *s;
size_t n, ret;
mbstate_t *ps;
ret=mbrtowc(pwc, s, n, ps);
```

Remarks: If an illegal multibyte sequence is detected, the **EILSEQ** macro value is set in **errno** and the conversion state is unspecified.

size_t wctomb(char * restrict s, wchar_t wc, mbstate_t * restrict ps) Wide Character Conversion
to Multibyte Character

Description: Converts a wide character to a multibyte character.

Header file: <wchar.h>

Return values: Normal: Number of bytes in the multibyte character
Abnormal: (**size_t**)(-1): An illegal multibyte sequence is detected

Parameters: s Pointer to multibyte string
wc Wide character to be converted
ps Pointer to **mbstate_t** object

Example:

```
#include <wchar.h>
wchar_t wc;
char *s;
size_t ret;
mbstate_t *ps;
ret=wctomb(s, wc, ps);
```

Error conditions: If an illegal multibyte sequence is detected, the **EILSEQ** macro value is set in **errno** and the conversion state is unspecified.

Remarks: The number of bytes in the multibyte character that is determined by the **wctomb** function includes shift sequences. The number of bytes never exceeds **MB_CUR_MAX**. When the conversion result is a null wide character, the initial conversion state is entered, but when necessary, a shift sequence is stored before the wide character to restore the initial state.

**size_t wctombs(char * restrict s, const wchar_t * restrict pwcs,
size_t n)** Wide String Conversion to Multibyte String

Description: Converts a wide string to a multibyte string.

Header file: <stdlib.h>

Return values: Normal: Number of bytes written to multibyte string
Abnormal: (**size_t**)(-1): An illegal multibyte sequence is detected

Parameters: s Pointer to multibyte string
pwcs Pointer to wide string
n Number of bytes to be written to multibyte string

Example:

```
#include <stdlib.h>
const char *s;
wchar_t *pwcs;
size_t n, ret;
ret=wctombs(s,pwcs,n);
```

Remarks: The **wctombs** function converts a wide character sequence in the array indicated by **pwcs** to a sequence of corresponding multibyte characters beginning in the initial state and stores them in the array indicated by **s**. Storing in the array is terminated when the number of multibyte characters exceeds the upper limit of **n** bytes or a null character is stored. Each wide character is converted in the same way as a **wctomb** function call, except that the conversion state of the **wctomb** function is not affected.

If copying between objects whose areas overlap is specified, the behavior is undefined.

Even a normal return value does not include the number of bytes of the terminating character.

When the return value is equal to **n**, the array is not terminated by a null character.

9.3.2 EC++ Class Libraries

(1) Overview of Libraries

This section describes the specifications of the EC++ class libraries, which can be used as standard libraries in C++ programs. The class library types and corresponding standard include files are described. The specifications of each class library are given in accordance with the library configuration.

- Library types

Table 9.38 shows the class library types and the corresponding standard include files.

Table 9.38 Class Library Types and Corresponding Standard Include Files

| Library Type | Description | Standard Include Files |
|--|---|---|
| Stream input/output class library | Performs input/output processing | <ios>, <streambuf>, <istream>, <ostream>, <iostream>, <iomanip> |
| Memory management library | Performs memory allocation and deallocation | <new> |
| Complex number calculation class library | Performs calculation of complex number data | <complex> |
| String manipulation class library | Performs string manipulation | <string> |

(2) Stream Input/Output Class Library

The header files for stream input/output class libraries are as follows:

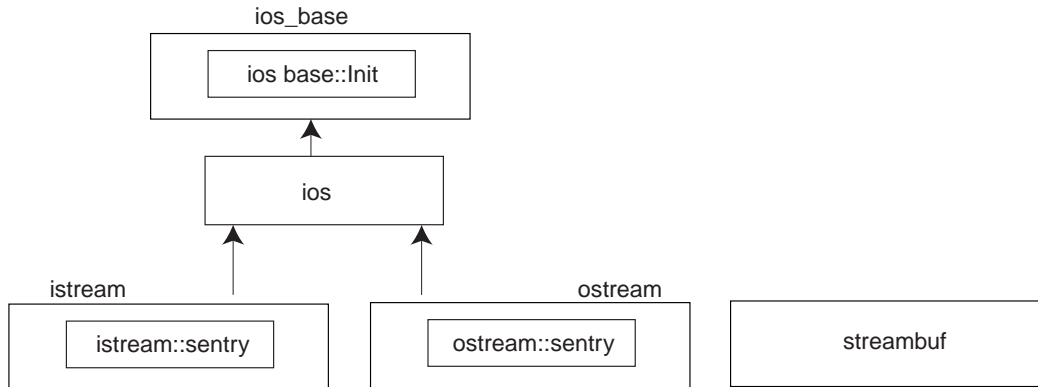
- <ios>
 Defines data members and function members that specify input/output formats and manage the input/output states. The <ios> header file also defines the **Init** and **ios_base** classes in addition to the ios class.
- <streambuf>
 Defines functions for the stream buffer.
- <istream>
 Defines input functions from the input stream.
- <ostream>
 Defines output functions to the output stream.
- <iostream>

Defines input/output functions.

- <iomanip>

Defines manipulators with parameters.

The following shows the inheritance relation of the above classes. An arrow (->) indicates that a derived class references a base class. The **streambuf** class has no inheritance relation.



The following types are used by stream input/output class libraries.

| Type | Definition Name | Description |
|------|-----------------|-------------------------------|
| Type | streamoff | Defined as long type |
| | streamsize | Defined as size_t type |
| | int_type | Defined as int type |
| | pos_type | Defined as long type |
| | off_type | Defined as long type |

(a) **ios_base::Init Class**

| Type | Definition Name | Description |
|----------|-----------------|---|
| Variable | init_cnt | Static data member that counts the number of stream input/output objects. The data must be initialized to 0 by a low-level interface. |
| Function | Init() | Constructor |
| | ~Init() | Destructor |

1. `ios_base::Init::Init()`
Constructor of class **Init**.
Increments **init_cnt**.
2. `ios_base::Init::~Init()`
Destructor of class **Init**.
Decrements **init_cnt**.

(b) **ios_base Class**

| Type | Definition Name | Description |
|----------|--|--|
| Type | fmtflags | Type that indicates the format control information |
| | iostate | Type that indicates the stream buffer input/output state |
| | openmode | Type that indicates the open mode of the file |
| | seekdir | Type that indicates the seek state of the stream buffer |
| Variable | fmtfl | Format flag |
| | wide | Field width |
| | prec | Precision (number of decimal point digits) at output |
| | fillch | Fill character |
| Function | void _ec2p_init_base() | Initializes the base class |
| | void _ec2p_copy_base(ios_base&ios_base_dt) | Copies ios_base_dt |
| | ios_base() | Constructor |
| | ~ios_base() | Destructor |
| | fmtflags flags() const | References the format flag (fmtfl) |
| | fmtflags flags(fmtflags fmtflg) | Sets fmtflg &format flag (fmtfl) to the format flag (fmtfl) |
| | fmtflags setf(fmtflags fmtflg) | Sets fmtflg to format flag (fmtfl) |
| | fmtflags setf(fmtflags fmtflg, fmtflags mask) | Sets mask&fmtflg to the format flag (fmtfl) |
| | void unsetf(fmtflags mask) | Sets ~mask&format flag (fmtfl) to the format flag (fmtfl) |
| | char fill() const | References the fill character (fillch) |
| | char fill(char ch) | Sets ch as the fill character (fillch) |
| | int precision() const | References the precision (prec) |
| | streamsize precision(streamsize preci) | Sets preci as precision (prec) |
| | streamsize width() const | References the field width (wide) |
| | streamsize width(streamsize wd) | Sets wd as field width (wide) |

1. ios_base::fmtflags

Defines the format control information relating to input/output processing.

The definition for each bit mask of **fmtflags** is as follows:

```
const ios_base::fmtflags ios_base::boolalpha      = 0x0000;
const ios_base::fmtflags ios_base::skipws        = 0x0001;
const ios_base::fmtflags ios_base::unitbuf       = 0x0002;
const ios_base::fmtflags ios_base::uppercase     = 0x0004;
const ios_base::fmtflags ios_base::showbase     = 0x0008;
const ios_base::fmtflags ios_base::showpoint    = 0x0010;
const ios_base::fmtflags ios_base::showpos      = 0x0020;
const ios_base::fmtflags ios_base::left         = 0x0040;
const ios_base::fmtflags ios_base::right        = 0x0080;
const ios_base::fmtflags ios_base::internal     = 0x0100;
const ios_base::fmtflags ios_base::adjustfield  = 0x01c0;
const ios_base::fmtflags ios_base::dec         = 0x0200;
const ios_base::fmtflags ios_base::oct         = 0x0400;
const ios_base::fmtflags ios_base::hex         = 0x0800;
const ios_base::fmtflags ios_base::basefield   = 0x0e00;
const ios_base::fmtflags ios_base::scientific  = 0x1000;
const ios_base::fmtflags ios_base::fixed       = 0x2000;
const ios_base::fmtflags ios_base::floatfield  = 0x3000;
const ios_base::fmtflags ios_base::_fmtmask    = 0x3fff;
```

2. ios_base::iostate

Defines the input/output state of the stream buffer.

The definition for each bit mask of **iostate** is as follows:

```
const ios_base::iostate ios_base::goodbit      = 0x0;
const ios_base::iostate ios_base::eofbit       = 0x1;
const ios_base::iostate ios_base::failbit     = 0x2;
const ios_base::iostate ios_base::badbit      = 0x4;
const ios_base::iostate ios_base::_statemask  = 0x7;
```

3. `ios_base::openmode`

Defines open mode of the file.

The definition for each bit mask of **openmode** is as follows:

| | | |
|--|----------------------|--|
| <code>const ios_base::openmode ios_base::in</code> | <code>= 0x01;</code> | Opens the input file. |
| <code>const ios_base::openmode ios_base::out</code> | <code>= 0x02;</code> | Opens the output file. |
| <code>const ios_base::openmode ios_base::ate</code> | <code>= 0x04;</code> | Seeks for eof only once after the file has been opened. |
| <code>const ios_base::openmode ios_base::app</code> | <code>= 0x08;</code> | Seeks for eof each time the file is written to. |
| <code>const ios_base::openmode ios_base::trunc</code> | <code>= 0x10;</code> | Opens the file in overwrite mode. |
| <code>const ios_base::openmode ios_base::binary</code> | <code>= 0x20;</code> | Opens the file in binary mode. |

4. `ios_base::seekdir`

Defines the seek state of the stream buffer.

Determines the position in a stream to continue the input/output of data.

The definition for each bit mask of **seekdir** is as follows:

| | |
|--|---------------------|
| <code>const ios_base::seekdir ios_base::beg</code> | <code>= 0x0;</code> |
| <code>const ios_base::seekdir ios_base::cur</code> | <code>= 0x1;</code> |
| <code>const ios_base::seekdir ios_base::end</code> | <code>= 0x2;</code> |

5. `void ios_base::_ec2p_init_base()`

The initial settings are as follows:

```
fmtfl = skipws | dec;  
wide = 0;  
prec = 6;  
fillch = ' ';
```

6. `void ios_base::_ec2p_copy_base(ios_base& ios_base_dt)`

Copies **ios_base_dt**.

7. `ios_base::ios_base()`

Constructor of class **ios_base**.

Calls **Init::Init()**.

8. `ios_base::~ios_base()`

- Destructor of class **ios_base**.
9. **ios_base::fmtflags ios_base::flags() const**
References the format flag (**fmtfl**).
Return value: Format flag (**fmtfl**)
 10. **ios_base::fmtflags ios_base::flags(fmtflags fmtflg)**
Sets **fmtflg**&format flag (**fmtfl**) to the format flag (**fmtfl**).
Return value: Format flag (**fmtfl**) before setting
 11. **ios_base::fmtflags ios_base::setf(fmtflags fmtflg)**
Sets **fmtflg** to the format flag (**fmtfl**).
Return value: Format flag (**fmtfl**) before setting
 12. **ios_base::fmtflags ios_base::setf((fmtflags fmtflg, fmtflags mask)**
Sets the **mask&fmtflg** value to the format flag (**fmtfl**).
Return value: Format flag (**fmtfl**) before setting.
 13. **void ios_base::unsetf(fmtflags mask)**
Sets **~mask**&format flag (**fmtfl**) to the format flag (**fmtfl**).
 14. **char ios_base::fill() const**
References the fill character (**fillch**).
Return value: Fill character (**fillch**)
 15. **char ios_base::fill(char ch)**
Sets **ch** as the fill character (**fillch**).
Return value: Fill character (**fillch**) before setting
 16. **int ios_base::precision() const**
References the precision (**prec**).
Return value: Precision (**prec**)
 17. **streamsize ios_base::precision(streamsize preci)**
Sets **preci** as the precision (**prec**).
Return value: Precision (**prec**) before setting

18. streamsize ios_base::width() const

References the field width (**wide**).

Return value: Field width (**wide**)

19. streamsize ios_base::width(streamsize wd)

Sets **wd** as the field width (**wide**).

Return value: Field width (**wide**) before setting

(c) **ios Class**

| Type | Definition Name | Description |
|------------------------------|--|--|
| Variable | sb | Pointer to the streambuf object |
| | tiestr | Pointer to the ostream object |
| | state | State flag of streambuf |
| Function | ios() | Constructor |
| | ios(streambuf* sbptr) | |
| | void init(streambuf* sbptr) | Performs initial setting |
| | virtual ~ios() | Destructor |
| | operator void*() const | Tests whether an error has been generated (!state&(badbit failbit)) |
| | bool operator!() const | Tests whether an error has been generated (state&(badbit failbit)) |
| | iostate rdstate() const | References the state flag (state) |
| | void clear(iostate st = goodbit) | Clears the state flag (state) except for the specified state (st) |
| | void setstate(iostate st) | Specifies st as the state flag (state) |
| | bool good() const | Tests whether an error has been generated (state==goodbit) |
| | bool eof() const | Tests for the end of an input stream (state&eofbit) |
| | bool bad() const | Tests whether an error has been generated (state&badbit) |
| | bool fail() const | Tests whether the input text matches the requested pattern (state&(badbit failbit)) |
| | ostream* tie() const | References the pointer to the ostream object (tiestr) |
| | ostream* tie(ostream* tstrptr) | Sets tstrptr as the pointer to the ostream object (tiestr) |
| | streambuf* rdbuf() const | References the pointer to the streambuf object (sb) |
| | streambuf* rdbuf(streambuf* sbptr) | Sets sbptr as the pointer to the streambuf object (sb) |
| ios& copyfmt(const ios& rhs) | Copies the state flag (state) of rhs | |

1. `ios::ios()`
Constructor of class **ios**.
Calls **init(0)** and sets the initial value to the member object.
2. `ios::ios(streambuf* sbptr)`
Constructor of class **ios**.
Calls **init(sbptr)** and sets the initial value to the member object.
3. `void ios::init(streambuf* sbptr)`
Sets **sbptr** to **sb**.
Sets **state** and **tiestr** to 0.
4. `virtual ios::~ios()`
Destructor of class **ios**.
5. `ios::operator void*() const`
Tests whether an error has been generated (**!state&(badbit | failbit)**).
Return value: An error has been generated: **false**
No error has been generated: **true**
6. `bool ios::operator!() const`
Tests whether an error has been generated (**state&(badbit | failbit)**).
Return value: An error has been generated: **true**
No error has been generated: **false**
7. `iostate ios::rdstate() const`
References the state flag (**state**).
Return value: State flag (**state**)
8. `void ios::clear(iostate st = goodbit)`
Clears the state flag (**state**) except for the specified state (**st**).
If the pointer to the **streambuf** object (**sb**) is 0, **badbit** is set to the state flag (**state**).
9. `void ios::setstate(iostate st)`
Sets **st** to the state flag (**state**).

10. `bool ios::good() const`

Tests whether an error has been generated (**state==goodbit**).

Return value: An error has been generated: **false**

No error has been generated: **true**

11. `bool ios::eof() const`

Tests for the end of the input stream (**state&eofbit**).

Return value: End of the input stream has been reached: **true**

End of the input stream has not been reached: **false**

12. `bool ios::bad() const`

Tests whether an error has been generated (**state&badbit**).

Return value: An error has been generated: **true**

No error has been generated: **false**

13. `bool ios::fail() const`

Tests whether the input text matches the requested pattern (**state&(badbit | failbit)**).

Return value: Does not match the requested pattern: **true**

Matches the requested pattern: **false**

14. `ostream* ios::tie() const`

References the pointer (**tiestr**) to the **ostream** object.

Return value: Pointer to the **ostream** object (**tiestr**)

15. `ostream* ios::tie(ostream* tstrptr)`

Sets **tstrptr** as the pointer (**tiestr**) to the **ostream** object.

Return value: Pointer to the **ostream** object (**tiestr**) before setting

16. `streambuf* ios::rdbuf() const`

References the pointer to the **streambuf** object (**sb**).

Return value: Pointer to the **streambuf** object (**sb**)

17. `streambuf* ios::rdbuf(streambuf* sbptr)`

Sets **sbptr** as the pointer to the **streambuf** object (**sb**).

Return value: Pointer to the **streambuf** object (**sb**) before setting

18. `ios& ios::copyfmt(const ios& rhs)`

Copies the state flag (**state**) of **rhs**.

Return value: ***this**

(d) ios Class Manipulators

| Type | Definition Name | Description |
|----------|---|--|
| Function | <code>ios_base& showbase(ios_base& str)</code> | Specifies the radix display prefix mode |
| | <code>ios_base& noshowbase(ios_base& str)</code> | Clears the radix display prefix mode |
| | <code>ios_base& showpoint(ios_base& str)</code> | Specifies the decimal-point generation mode |
| | <code>ios_base& noshowpoint(ios_base& str)</code> | Clears the decimal-point generation mode |
| | <code>ios_base& showpos(ios_base& str)</code> | Specifies the + sign generation mode |
| | <code>ios_base& noshowpos(ios_base& str)</code> | Clears the + sign generation mode |
| | <code>ios_base& skipws(ios_base& str)</code> | Specifies the space skipping mode |
| | <code>ios_base& noskipws (ios_base& str)</code> | Clears the space skipping mode |
| | <code>ios_base& uppercase(ios_base& str)</code> | Specifies the uppercase letter conversion mode |
| | <code>ios_base& nouppercase(ios_base& str)</code> | Clears the uppercase letter conversion mode |
| | <code>ios_base& internal(ios_base& str)</code> | Specifies the internal fill mode |
| | <code>ios_base& left(ios_base& str)</code> | Specifies the left side fill mode |
| | <code>ios_base& right(ios_base& str)</code> | Specifies the right side fill mode |
| | <code>ios_base& dec(ios_base& str)</code> | Specifies the decimal mode |
| | <code>ios_base& hex(ios_base& str)</code> | Specifies the hexadecimal mode |
| | <code>ios_base& oct(ios_base& str)</code> | Specifies the octal mode |
| | <code>ios_base& fixed(ios_base& str)</code> | Specifies the fixed-point mode |
| | <code>ios_base& scientific(ios_base& str)</code> | Specifies the scientific description mode |

1. `ios_base& showbase(ios_base& str)`

Specifies an output mode of prefixing a radix at the beginning of data.

For a hexadecimal, 0x is prefixed. For a decimal, nothing is prefixed. For an octal, 0 is prefixed.

Return value: **str**

2. `ios_base& noshowbase(ios_base& str)`

Clears the output mode of prefixing a radix at the beginning of data.

Return value: **str**

3. `ios_base& showpoint(ios_base& str)`
Specifies the output mode of showing the decimal point.
If no precision is specified, six decimal-point (fraction) digits are displayed.
Return value: **str**
4. `ios_base& noshowpoint(ios_base& str)`
Clears the output mode of showing the decimal point.
Return value: **str**
5. `ios_base& showpos(ios_base& str)`
Specifies the output mode of generating the + sign (adds a + sign to a positive number).
Return value: **str**
6. `ios_base& noshowpos(ios_base& str)`
Clears the output mode of generating the + sign.
Return value: **str**
7. `ios_base& skipws(ios_base& str)`
Specifies the input mode of skipping spaces (skips consecutive spaces).
Return value: **str**
8. `ios_base& noskipws(ios_base& str)`
Clears the input mode of skipping spaces.
Return value: **str**
9. `ios_base& uppercase(ios_base& str)`
Specifies the output mode of converting letters to uppercases.
In hexadecimal, the radix will be uppercase letters 0X, and the numeric value letters will be uppercase letters. The exponential representation of a floating-point value will also use uppercase letter E.
Return value: **str**
10. `ios_base& nouppercase(ios_base& str)`
Clears the output mode of converting letters to uppercases.

Return value: **str**

11. `ios_base& internal(ios_base& str)`

When data is output in the field width (**wide**) range, it is output in the order of

— Sign and radix

— Fill character (**fill**)

— Numeric value

Return value: **str**

12. `ios_base& left(ios_base& str)`

When data is output in the field width (**wide**) range, it is aligned to the left.

Return value: **str**

13. `ios_base& right(ios_base& str)`

When data is output in the field width (**wide**) range, it is aligned to the right.

Return value: **str**

14. `ios_base& dec(ios_base& str)`

Specifies the conversion radix to the decimal mode.

Return value: **str**

15. `ios_base& hex(ios_base& str)`

Specifies the conversion radix to the hexadecimal mode.

Return value: **str**

16. `ios_base& oct(ios_base& str)`

Specifies the conversion radix to the octal mode.

Return value: **str**

17. `ios_base& fixed(ios_base& str)`

Specifies the fixed-point output mode.

Return value: **str**

18. `ios_base& scientific(ios_base& str)`

Specifies the scientific description output mode (exponential description).

Return value: **str**

(e) **streambuf Class**

| Type | Definition Name | Description |
|----------|---|---|
| Constant | <code>eof</code> | Indicates the end of the file |
| Variable | <code>_B_cnt_ptr</code> | Pointer to the length of valid data in the buffer |
| | <code>B_beg_ptr</code> | Pointer to the base pointer of the buffer |
| | <code>_B_len_ptr</code> | Pointer to the length of the buffer |
| | <code>B_next_ptr</code> | Pointer to the next position of the buffer from which data is to be read |
| | <code>B_end_ptr</code> | Pointer to the end position of the buffer |
| | <code>B_beg_pptr</code> | Pointer to the start position of the control buffer |
| | <code>B_next_pptr</code> | Pointer to the next position of the buffer from which data is to be read |
| | <code>C_flg_ptr</code> | Pointer to the input/output control flag of the file |
| Function | <code>char* _ec2p_getflag() const</code> | References the pointer for the file input/output control flag |
| | <code>char*& _ec2p_gnptr()</code> | References the pointer to the next position of the buffer from which data is to be read |
| | <code>char*& _ec2p_pnptr()</code> | References the pointer to the next position of the buffer where data is to be written |
| | <code>void _ec2p_bcntplus()</code> | Increments the valid data length of the buffer |
| | <code>void _ec2p_bcntminus()</code> | Decrements the valid data length of the buffer |
| | <code>void _ec2p_setbPtr(char** begptr, char** curptr, long* cntptr, long* lenptr, char* flgptr)</code> | Sets the pointers of streambuf |
| | <code>streambuf()</code> | Constructor |
| | <code>virtual ~streambuf()</code> | Destructor |
| | <code>streambuf* pubsetbuf(char* s, streamsize n)</code> | Allocates the buffer for stream input/output. This function calls setbuf (s,n)*1 . |
| | <code>pos_type pubseekoff(off_type off, ios_base::seekdir way, ios_base::openmode which = ios_base::in ios_base::out)</code> | Moves the position to read or write data in the input/output stream by using the method specified by way . This function calls seekoff(off,way,which)*1 . |

| Type | Definition Name | Description |
|----------|---|--|
| Function | pos_type pubseekpos(pos_type sp, ios_base::openmode which = ios_base::in ios_base::out) | Calculates the offset from the beginning of the stream to the current position. This function calls seekpos(sp,which)*¹ . |
| | int pubsync() | Flushes the output stream. This function calls sync()*¹ . |
| | streamsize in_avail() | Calculates the offset from the end of the input stream to the current position |
| | int_type snextc() | Reads the next character |
| | int_type sbumpc() | Reads one character and sets the pointer to the next character |
| | int_type sgetc() | Reads one character |
| | int sgetn(char* s, streamsize n) | Reads n characters and sets them in the memory area specified by s |
| | int_type sputbackc(char c) | Puts back the read position |
| | int sungetc() | Puts back the read position |
| | int sputc(char c) | Inserts character c |
| | int_type sputn(const char* s, streamsize n) | Inserts n characters at the position pointed to by the amount specified by s |
| | char* eback() const | Reads the start pointer of the input stream |
| | char* gptr() const | Reads the next pointer of the input stream |
| | char* egptr() const | Reads the end pointer of the input stream |
| | void gbump(int n) | Moves the next pointer of the input stream by the amount specified by n |
| | void setg(char* gbegin, char* gnext, char* gend) | Assigns each pointer of the input stream |
| | char* pbase() const | Calculates the start pointer of the output stream |
| | char* pptr() const | Calculates the next pointer of the output stream |
| | char* epptr() const | Calculates the end pointer of the output stream |
| | void pbump(int n) | Moves the next pointer of the output stream by the amount specified by n |
| | void setp(char* pbegin, char* pend) | Assigns each pointer of the output stream |

| Type | Definition Name | Description |
|----------|---|---|
| Function | virtual streambuf* setbuf(char* s, streamsize n) ^{*1} | For each derived class, a defined operation is executed |
| | virtual pos_type seekoff(off_type off, ios_base::seekdir way, ios_base::openmode = (ios_base::openmode) (ios_base::in ios_base::out)) ^{*1} | Changes the stream position |
| | virtual pos_type seekpos(pos_type sp, ios_base::openmode = (ios_base::openmode) (ios_base::in ios_base::out)) ^{*1} | Changes the stream position |
| | virtual int sync() ^{*1} | Flushes the output stream |
| | virtual int showmanyc() ^{*1} | Calculates the number of valid characters in the input stream |
| | virtual streamsize xsgetn(char* s, streamsize n) | Sets n characters in the memory area specified by s |
| | virtual int_type underflow() ^{*1} | Reads one character without moving the stream position |
| | virtual int_type uflow() ^{*1} | Reads one character of the next pointer |
| | virtual int_type pbackfail(int type c = eof) ^{*1} | Puts back the character specified by c |
| | virtual streamsize xsputn(const char* s, streamsize n) | Inserts n characters in the position specified by s |
| | virtual int_type overflow(int type c = eof) ^{*1} | Inserts character c in the output stream |

Note: 1. This class does not define the processing.

1. streambuf::streambuf()

Constructor.

The initial settings are as follows:

`_B_cnt_ptr = B_beg_ptr = B_next_ptr = B_end_ptr = C_flg_ptr = _B_len_ptr = 0`

`B_beg_pptr = &B_beg_ptr`

`B_next_pptr = &B_next_ptr`

2. virtual streambuf::~streambuf()

Destructor.

3. `streambuf* streambuf::pubsetbuf(char* s, streamsize n)`
Allocates the buffer for stream input/output.
This function calls **setbuf (s,n)**.
Return value: ***this**
4. `pos_type streambuf::pubseekoff(off_type off, ios_base::seekdir way, ios_base::openmode which = (ios_base::openmode)(ios_base::in | ios_base::out))`
Moves the read or write position for the input/output stream by using the method specified by **way**.
This function calls **seekoff(off,way,which)**.
Return value: The stream position newly specified
5. `pos_type streambuf::pubseekpos(pos_type sp, ios_base::openmode which = (ios_base::openmode)(ios_base::in | ios_base::out))`
Calculates the offset from the beginning of the stream to the current position.
Moves the current stream pointer by the amount specified by **sp**.
This function calls **seekpos(sp,which)**.
Return value: The offset from the beginning of the stream
6. `int streambuf::pubsync()`
Flushes the output stream.
This function calls **sync()**.
Return value: 0
7. `streamsize streambuf::in_avail()`
Calculates the offset from the end of the input stream to the current position.
Return value: If the position where data is read is valid: The offset from the end of the stream to the current position
If the position where data is read is invalid: 0 (**showmanyc()** is called)
8. `int_type streambuf::snextc()`
Reads one character. If the character read is not **eof**, the next character is read.
Return value: If the character read is not **eof**: The character read
If the character read is **eof**: **eof**

9. `int_type streambuf::sbumpc()`
Reads one character and moves forward the pointer to the next.
Return value: If the position where data is read is valid: The character read
If the position where data is read is invalid: **eof**
10. `int_type streambuf::sgetc()`
Reads one character.
Return value: If the position where data is read is valid: The character read
If the position where data is read is invalid: **eof**
11. `int streambuf::sgetn(char* s, streamsize n)`
Sets **n** characters in the memory area specified by **s**. If an **eof** is found in the string read, setting is stopped.
Return value: The specified number of characters
12. `int_type streambuf::sputbackc(char c)`
If the data read position is correct and the put back data of the position is the same as **c**, the read position is put back.
Return value: If the read position was put back: The value of **c**
If the read position was not put back: **eof**
13. `int streambuf::sungetc()`
If the data read position is correct, the read position is put back.
Return value: If the read position was put back: The value that was put back
If the read position was not put back: **eof**
14. `int streambuf::sputc(char c)`
Inserts character **c**.
Return value: If the write position is correct: The value of **c**
If the write position is incorrect: **eof**
15. `int_type streambuf::sputn(const char* s, streamsize n)`
Inserts **n** characters at the position specified by **s**.
If the buffer is smaller than **n**, the number of characters for the buffer is inserted.
Return value: The number of characters inserted
16. `char* streambuf::eback() const`

Calculates the start pointer of the input stream.

Return value: Start pointer

17. `char* streambuf::gptr() const`

Calculates the next pointer of the input stream.

Return value: Next pointer

18. `char* streambuf::egptr() const`

Calculates the end pointer of the input stream.

Return value: End pointer

19. `void streambuf::gbump(int n)`

Moves forward the next pointer of the input stream by the amount specified by **n**.

20. `void streambuf::setg(char* gbeg, char* gnext, char* gend)`

Sets each pointer of the input stream as follows:

`*B_beg_ptr = gbeg;`

`*B_next_ptr = gnext;`

`B_end_ptr = gend;`

`*_B_cnt_ptr = gend-gnext;`

`*_B_len_ptr = gend-gbeg;`

21. `char* streambuf::pbase() const`

Calculates the start pointer of the output stream.

Return value: Start pointer

22. `char* streambuf::pptr() const`

Calculates the next pointer of the output stream.

Return value: Next pointer

23. `char* streambuf::eptr() const`

Calculates the end pointer of the output stream.

Return value: End pointer

24. `void streambuf::pbump(int n)`

Moves forward the next pointer of the output stream by the amount specified by **n**.

25. void streambuf::setp(char* pbeg, char* pend)

The settings for each pointer of the output stream are as follows:

```
*B_beg_pptr = pbeg;  
*B_next_pptr = pbeg;  
B_end_ptr = pend;  
*_B_cnt_ptr = pend-pbeg;  
*_B_len_ptr = pend-pbeg;
```

26. virtual streambuf* streambuf::setbuf(char* s, streamsize n)

For each derived class from **streambuf**, a defined operation is executed.

Return value: ***this** (This class does not define the processing.)

27. virtual pos_type streambuf::seekoff(off_type off, ios_base::seekdir way,

ios_base::openmode = (ios_base::openmode)(ios_base::in | ios_base::out))

Changes the stream position.

Return value: -1 (This class does not define the processing.)

28. virtual pos_type streambuf::seekpos(pos_type sp, ios_base::openmode =

(ios_base::openmode)(ios_base::in | ios_base::out))

Changes the stream position.

Return value: -1 (This class does not define the processing.)

29. virtual int streambuf::sync()

Flushes the output stream.

Return value: 0 (This class does not define the processing.)

30. virtual int streambuf::showmanyc()

Calculates the number of valid characters in the input stream.

Return value: 0 (This class does not define the processing.)

31. virtual streamsize streambuf::xsgetn(char* s, streamsize n)

Sets **n** characters in the memory area specified by **s**.

If the buffer is smaller than **n**, the number of characters for the buffer is inserted.

Return value: The number of characters input

32. virtual int_type streambuf::underflow()

Reads one character without moving the stream position.

Return value: **eof** (This class does not define the processing.)

33. virtual int_type streambuf::uflow()

Reads one character of the next pointer.

Return value: **eof** (This class does not define the processing.)

34. virtual int_type streambuf::pbackfail(int_type c = eof)

Puts back the character specified by **c**.

Return value: **eof** (This class does not define the processing.)

35. virtual streamsize streambuf::xsputn(const char* s, streamsize n)

Inserts **n** characters specified by **s** in to the stream position.

If the buffer is smaller than **n**, the number of characters for the buffer is inserted.

Return value: The number of characters inserted

36. virtual int_type streambuf::overflow(int_type c = eof)

Inserts character **c** in the output stream.

Return value: **eof** (This class does not define the processing.)

(f) istream::sentry Class

| Type | Definition Name | Description |
|----------|--|--|
| Variable | ok_ | Whether the current state is input-enabled |
| Function | sentry(istream& is, bool noskipws = false) | Constructor |
| | ~sentry() | Destructor |
| | operator bool() | References ok_ |

1. istream::sentry::sentry(istream& is, bool noskipws = _false)
Constructor of internal class **sentry**.
If **good()** is non-zero, enables input with or without a format.
If **tie()** is non-zero, flushes the related output stream.
2. istream::sentry::~~sentry()
Destructor of internal class **sentry**.
3. istream::sentry::operator bool()
References **ok_**.
Return value: **ok_**

(g) **istream Class**

| Type | Definition Name | Description | |
|----------|--|--|---|
| Variable | chcount | The number of characters extracted by the input function called last | |
| Function | int _ec2p_getistr(char* str, unsigned int dig, int mode) | Converts str with the radix specified by dig | |
| | istream(streambuf* sb) | Constructor | |
| | virtual ~istream() | Destructor | |
| | istream& operator>>(bool& n) | Stores the extracted characters in n | |
| | istream& operator>>(short& n) | | |
| | istream& operator>>(unsigned short& n) | | |
| | istream& operator>>(int& n) | | |
| | istream& operator>>(unsigned int& n) | | |
| | istream& operator>>(long& n) | | |
| | istream& operator>>(unsigned long& n) | | |
| | istream& operator>>(long long& n) | | |
| | istream& operator>>(unsigned long long& n) | | |
| | istream& operator>>(float& n) | | |
| | istream& operator>>(double& n) | | |
| | istream& operator>>(long double& n) | | |
| | istream& operator>>(void*& p) | | Converts the extracted characters to a pointer to void and stores them in p |
| | istream& operator >>(streambuf* sb) | | Extracts characters and stores them in the memory area specified by sb |
| | streamsize gcount() const | Calculates chcount (number of characters extracted) | |
| | int_type get() | Extracts a character | |

| Type | Definition Name | Description |
|--|--|--|
| Function | istream& get(char& c) | Extracts characters and stores them in c |
| | istream& get(signed char& c) | |
| | istream& get(unsigned char& c) | |
| | istream& get(char* s, streamsize n) | Extracts strings with size n-1 and stores them in the memory area specified by s |
| | istream& get(signed char* s, streamsize n) | |
| | istream& get(unsigned char* s, streamsize n) | |
| | istream& get(char* s, streamsize n, char delim) | Extracts strings with size n-1 and stores them in the memory area specified by s . If delim is found in the string, input is stopped. |
| | istream& get(signed char* s, streamsize n, char delim) | |
| | istream& get(unsigned char* s, streamsize n, char delim) | |
| | istream& get(streambuf& sb) | Extracts strings and stores them in the memory area specified by sb |
| | istream& get(streambuf& sb, char delim) | Extracts strings and stores them in the memory area specified by sb . If delim is found in the string, input is stopped. |
| | istream& getline(char* s, streamsize n) | Extracts strings with size n-1 and stores them in the memory area specified by s . |
| | istream& getline(signed char* s, streamsize n) | |
| | istream& getline(unsigned char* s, streamsize n) | |
| | istream& getline(char* s, streamsize n, char delim) | Extracts strings with size n-1 and stores them in the memory area specified by s . If delim is found in the string, input is stopped. |
| istream& getline(signed char* s, streamsize n, char delim) | | |
| istream& getline(unsigned char* s, streamsize n, char delim) | | |

| Type | Definition Name | Description |
|----------|---|--|
| Function | istream& ignore(streamsize n = 1, int_type delim = streambuf::eof) | Skips reading the number of characters specified by n . If delim is found in the string, skipping is stopped. |
| | int_type peek() | Seeks for input characters that can be acquired next |
| | istream& read(char* s, streamsize n) | Extracts strings with size n and stores them in the memory area specified by s |
| | istream& read(signed char* s, streamsize n) | |
| | istream& read(unsigned char* s, streamsize n) | |
| | streamsize readsome(char* s, streamsize n) | Extracts strings with size n and stores them in the memory area specified by s |
| | streamsize readsome(signed char* s, streamsize n) | |
| | streamsize readsome(unsigned char* s, streamsize n) | |
| | istream& putback(char c) | Puts back a character to the input stream. |
| | istream& unget() | Puts back the position of the input stream. |
| | int sync() | Checks the existence of the input stream. This function calls streambuf::pubsync() . |
| | pos_type tellg() | Finds the input stream position. This function calls streambuf::pubseekoff(0,cur,in) . |
| | istream& seekg(pos_type pos) | Moves the current stream pointer by the amount specified by pos . This function calls streambuf::pubseekpos(pos) . |
| | istream& seekg(off_type off, ios_base::seekdir dir) | Moves the position to read the input stream by using the method specified by dir . This function calls streambuf::pubseekoff(off,dir) . |

1. `int istream::_ec2p_getistr(char* str, unsigned int dig, int mode)`
Converts **str** to the radix specified by **dig**.
Return value: The converted radix
2. `istream::istream(streambuf* sb)`
Constructor of class **istream**.
Calls **ios::init(sb)**.
Specifies **chcount=0**.
3. `virtual istream::~istream()`
Destructor of class **istream**.
4. `istream& istream::operator>>(bool& n)`
`istream& istream::operator>>(short& n)`
`istream& istream::operator>>(unsigned short& n)`
`istream& istream::operator>>(int& n)`
`istream& istream::operator>>(unsigned int& n)`
`istream& istream::operator>>(long& n)`
`istream& istream::operator>>(unsigned long& n)`
`istream& istream::operator>>(long long& n)`
`istream& istream::operator>>(unsigned long long& n)`
`istream& istream::operator>>(float& n)`
`istream& istream::operator>>(double& n)`
`istream& istream::operator>>(long double& n)`
Stores the extracted characters in **n**.
Return value: ***this**
5. `istream& istream::operator>>(void*& p)`
Converts the extracted characters to a **void*** type and stores them in the memory specified by **p**.
Return value: ***this**
6. `istream& istream::operator>>(streambuf* sb)`
Extracts characters and stores them in the memory area specified by **sb**.
If there are no extracted characters, **setstate(failbit)** is called.
Return value: ***this**

7. `streamsize istream::gcount() const`
References **ccount** (number of extracted characters).
Return value: **ccount**
8. `int_type istream::get()`
Extracts characters.
Return value: If characters are extracted: Extracted characters.
If no characters are extracted: Calls **setstate(failbit)** and becomes **streambuf::eof**.
9. `istream& istream::get(char& c)`
`istream& istream::get(signed char& c)`
`istream& istream::get(unsigned char& c)`
Extracts characters and stores them in **c**. If the extracted character is **streambuf::eof**, **failbit** is set.
Return value: ***this**
10. `istream& istream::get(char* s, streamsize n)`
`istream& istream::get(signed char* s, streamsize n)`
`istream& istream::get(unsigned char* s, streamsize n)`
Extracts a string with size **n-1** and stores it in the memory area specified by **s**. If **ok_==false** or no character has been extracted, **failbit** is set.
Return value: ***this**
11. `istream& istream::get(char* s, streamsize n, char delim)`
`istream& istream::get(signed char* s, streamsize n, char delim)`
`istream& istream::get(unsigned char* s, streamsize n, char delim)`
Extracts a string with size **n-1** and stores it in the memory area specified by **s**.
If **delim** is found in the string, input is stopped.
If **ok_==false** or no character has been extracted, **failbit** is set.
Return value: ***this**
12. `istream& istream::get(streambuf& sb)`
Extracts a string and stores it in the memory area specified by **sb**.
If **ok_==false** or no character has been extracted, **failbit** is set.
Return value: ***this**

13. `istream& istream::get(streambuf& sb, char delim)`
Extracts a string and stores it in the memory area specified by **sb**.
If **delim** is found in the string, input is stopped.
If **ok_==false** or no character has been extracted, **failbit** is set.
Return value: ***this**
14. `istream& istream::getline(char* s, streamsize n)`
`istream& istream::getline(signed char* s, streamsize n)`
`istream& istream::getline(unsigned char* s, streamsize n)`
Extracts a string with size **n-1** and stores it in the memory area specified by **s**.
If **ok_==false** or no character has been extracted, **failbit** is set.
Return value: ***this**
15. `istream& istream::getline(char* s, streamsize n, char delim)`
`istream& istream::getline(signed char* s, streamsize n, char delim)`
`istream& istream::getline(unsigned char* s, streamsize n, char delim)`
Extracts a string with size **n-1** and stores it in the memory area specified by **s**.
If character **delim** is found, input is stopped.
If **ok_==false** or no character has been extracted, **failbit** is set.
Return value: ***this**
16. `istream& istream::ignore(streamsize n = 1, int_type delim = streambuf::eof)`
Skips reading the number of characters specified by **n**.
If character **delim** is found, skipping is stopped.
Return value: ***this**
17. `int_type istream::peek()`
Seeks input characters that will be available next.
Return value: If **ok_==false**: **streambuf::eof**
If **ok_!=false**: **rdbuf()->sgetc()**
18. `istream& istream::read(char* s, streamsize n)`
`istream& istream::read(signed char* s, streamsize n)`
`istream& istream::read(unsigned char* s, streamsize n)`
If **ok_!=false**, extracts a string with size **n** and stores it in the memory area specified by **s**. If the number of extracted characters does not match with the number of **n**, **eofbit** is set.

Return value: ***this**

19. `streamsize istream::readsome(char* s, streamsize n)`
`streamsize istream::readsome(signed char* s, streamsize n)`
`streamsize istream::readsome(unsigned char* s, streamsize n)`
Extracts a string with size **n** and stores it in the memory area specified by **s**.
If the number of characters exceeds the stream size, only the number of characters equal to the stream size is stored.
Return value: The number of extracted characters

20. `istream& istream::putback(char c)`
Puts back character **c** to the input stream.
If the characters put back are **streambuf::eof**, **badbit** is set.
Return value: ***this**

21. `istream& istream::unget()`
Puts back the pointer of the input stream by one.
If the extracted characters are **streambuf::eof**, **badbit** is set.
Return value: ***this**

22. `int istream::sync()`
Checks for an input stream.
This function calls **streambuf::pubsync()**.
Return value: If there is no input stream: **streambuf::eof**
If there is an input stream: 0

23. `pos_type istream::tellg()`
Checks for the position of the input stream.
This function calls **streambuf::pubseekoff(0,cur,in)**.
Return value: Offset from the beginning of the stream
If an error occurs during the input processing, -1 is returned.

24. `istream& istream::seekg(pos_type pos)`
Moves the current stream pointer by the amount specified by **pos**.
This function calls **streambuf::pubseekpos(pos)**.
Return value: ***this**

25. `istream& istream::seekg(off_type off, ios_base::seekdir dir)`

Moves the position to read the input stream using the method specified by **dir**.

This function calls **streambuf::pubseekoff(off,dir)**. If an error occurs during the input processing, this processing is not performed.

Return value: ***this**

(h) istream Class Manipulator

| Type | Definition Name | Description |
|----------|---|--------------------------|
| Function | <code>istream& ws(istream& is)</code> | Skips reading the spaces |

1. `istream& ws(istream& is)`

Skips reading white spaces.

Return value: **is**

(i) istream Non-Member Function

| Type | Definition Name | Description |
|----------|---|--|
| Function | <code>istream& operator>>(istream& in, char* s)</code> | Extracts a string and stores it in the memory area specified by s |
| | <code>istream& operator>>(istream& in, signed char* s)</code> | |
| | <code>istream& operator>>(istream& in, unsigned char* s)</code> | |
| Function | <code>istream& operator>>(istream& in, char& c)</code> | Extracts a character and stores it in c |
| | <code>istream& operator>>(istream& in, signed char& c)</code> | |
| | <code>istream& operator>>(istream& in, unsigned char& c)</code> | |

1. `istream& operator>>(istream& in, char* s)`
`istream& operator>>(istream& in, signed char* s)`
`istream& operator>>(istream& in, unsigned char* s)`

Extracts a string and stores it in the memory area specified by **s**.

Processing is stopped if

- the number of characters stored is equal to field width – 1
- **streambuf::eof** is found in the input stream
- the next available character **c** satisfies **isspace(c)==1**

If no characters are stored, **failbit** is set.

Return value: **in**

2. `istream& operator>>(istream& in, char& c)`
`istream& operator>>(istream& in, signed char& c)`
`istream& operator>>(istream& in, unsigned char& c)`
 Extracts a character and stores it in `c`. If no character is stored, **failbit** is set.
 Return value: **in**

(j) ostream::sentry Class

| Type | Definition Name | Description |
|----------|--------------------------------------|--|
| Variable | <code>ok_</code> | Whether or not the current state allows output |
| | <code>__ec2p_os</code> | Pointer to the ostream object |
| Function | <code>sentry(ostream& os)</code> | Constructor |
| | <code>~sentry()</code> | Destructor |
| | <code>operator bool()</code> | References ok_ |

1. `ostream::sentry::sentry(ostream& os)`
 Constructor of the internal class **sentry**.
 If **good()** is non-zero and **tie()** is non-zero, **flush()** is called.
 Specifies **os** to `__ec2p_os`.
2. `ostream::sentry::~sentry()`
 Destructor of internal class **sentry**.
 If `(__ec2p_os->flags() & ios_base::unitbuf)` is true, **flush()** is called.
3. `ostream::sentry::operator bool()`
 References **ok_**.
 Return value: **ok_**

(k) ostream Class

| Type | Definition Name | Description |
|-------------|--|---|
| Function | ostream(streambuf* sbptr) | Constructor. |
| | virtual ~ostream() | Destructor. |
| | ostream& operator<<(bool n) | Inserts n in the output stream. |
| | ostream& operator<<(short n) | |
| | ostream& operator<<(unsigned short n) | |
| | ostream& operator<<(int n) | |
| | ostream& operator<<(unsigned int n) | |
| | ostream& operator<<(long n) | |
| | ostream& operator<<(unsigned long n) | |
| | ostream& operator<<(long long n) | |
| | ostream& operator<<(unsigned long long n) | |
| | ostream& operator<<(float n) | |
| | ostream& operator<<(double n) | |
| | ostream& operator<<(long double n) | |
| | ostream& operator<<(void* n) | |
| | ostream& operator<<(streambuf* sbptr) | |
| | ostream& put(char c) | Inserts character c into the output stream. |
| | ostream& write(const char* s, streamsize n) | Inserts n characters from s into the output stream. |
| | ostream& write(const signed char* s, streamsize n) | |
| | ostream& write(const unsigned char* s, streamsize n) | |
| | ostream& flush() | Flushes the output stream. This function calls streambuf::pubsync() . |

| Type | Definition Name | Description |
|----------|---|--|
| Function | pos_type tellp() | Calculates the current write position. This function calls streambuf::pubseekoff(0,cur,out) . |
| | ostream& seekp(pos_type pos) | Calculates the offset from the beginning of the stream to the current position. Moves the current stream pointer by the amount specified by pos . This function calls streambuf::pubseekpos(pos) . |
| | ostream& seekp(off_type off, seekdir dir) | Moves the stream write position by the amount specified by off , from dir . This function calls streambuf::pubseekoff(off,dir) . |

1. ostream::ostream(streambuf* sbptr)
 Constructor.
 Calls **ios(sbptr)**.
2. virtual ostream::~ostream()
 Destructor.
3. ostream& ostream::operator<<(bool n)
 ostream& ostream::operator<<(short n)
 ostream& ostream::operator<<(unsigned short n)
 ostream& ostream::operator<<(int n)
 ostream& ostream::operator<<(unsigned int n)
 ostream& ostream::operator<<(long n)
 ostream& ostream::operator<<(unsigned long n)
 ostream& ostream::operator<<(long long n)
 ostream& ostream::operator<<(unsigned long long n)
 ostream& ostream::operator<<(float n)
 ostream& ostream::operator<<(double n)
 ostream& ostream::operator<<(long double n)
 ostream& ostream::operator<<(void* n)
 If **sentry::ok_==true**, **n** is inserted into the output stream.
 If **sentry::ok_==false**, **failbit** is set.
 Return value: ***this**

4. `ostream& ostream::operator<<(streambuf* sbptr)`
If **sentry::ok_==true**, the output string of **sbptr** is inserted into the output stream.
If **sentry::ok_==false**, **failbit** is set.
Return value: ***this**
5. `ostream& ostream::put(char c)`
If (**sentry::ok_==true**) and (**rdbuf()->putc(c)!=streambuf::eof**), **c** is inserted into the output stream.
Otherwise **badbit** is set.
Return value: ***this**
6. `ostream& ostream::write(const char* s, streamsize n)`
`ostream& ostream::write(const signed char* s, streamsize n)`
`ostream& ostream::write(const unsigned char* s, streamsize n)`
If (**sentry::ok_==true**) and (**rdbuf()->sputn(s, n)==n**), **n** characters specified by **s** are inserted into the output stream.
Otherwise **badbit** is set.
Return value: ***this**
7. `ostream& ostream::flush()`
Flushes the output stream.
This function calls **streambuf::pubsync()**.
Return value: ***this**
8. `pos_type ostream::tellp()`
Calculates the current write position.
This function calls **streambuf::pubseekoff(0,cur,out)**.
Return value: The current stream position
If an error occurs during processing, -1 is returned.
9. `ostream& ostream::seekp(pos_type pos)`
If no error occurs, the offset from the beginning of the stream to the current position is calculated.
Moves the current stream pointer by the amount specified by **pos**.
This function calls **streambuf::pubseekpos(pos)**.

Return value: ***this**

10. `ostream& ostream::seekp(off_type off, seekdir dir)`

If no error occurs, the stream write position is moved by the amount specified by **off**, from **dir**.

This function calls **streambuf::pubseekoff(off,dir)**.

Return value: ***this**

(I) **ostream Class Manipulator**

| Type | Definition Name | Description |
|----------|--|--|
| Function | <code>ostream& endl(ostream& os)</code> | Inserts a new line and flushes the output stream |
| | <code>ostream& ends(ostream& os)</code> | Inserts a NULL code |
| | <code>ostream& flush(ostream& os)</code> | Flushes the output stream |

1. `ostream& endl(ostream& os)`

Inserts a new line code and flushes the output stream.

This function calls **flush()**.

Return value: **os**

2. `ostream& ends(ostream& os)`

Inserts a **NULL** code into the output line.

Return value: **os**

3. `ostream& flush(ostream& os)`

Flushes the output stream.

This function calls **streambuf::sync()**.

Return value: **os**

(m) ostream Non-Member Function

| Type | Definition Name | Description |
|----------|--|---|
| Function | ostream& operator<<(ostream& os, char s) | Inserts s into the output stream |
| | ostream& operator<<(ostream& os, signed char s) | |
| | ostream& operator<<(ostream& os, unsigned char s) | |
| | ostream& operator<<(ostream& os, const char* s) | |
| | ostream& operator<<(ostream& os, const signed char* s) | |
| | ostream& operator<<(ostream& os, const unsigned char* s) | |

1. ostream& operator<<(ostream& os, char s)
 ostream& operator<<(ostream& os, signed char s)
 ostream& operator<<(ostream& os, unsigned char s)
 ostream& operator<<(ostream& os, const char* s)
 ostream& operator<<(ostream& os, const signed char* s)
 ostream& operator<<(ostream& os, const unsigned char* s)
 If (**sentry::ok**==**true**) and an error does not occur, **s** is inserted into the output stream.
 Otherwise **failbit** is set.
 Return value: **os**

(n) smanip Class Manipulator

| Type | Definition Name | Description |
|----------|---|--|
| Function | smanip resetiosflags(ios_base::fmtflags mask) | Clears the flag specified by the mask value |
| | smanip setiosflags(ios_base::fmtflags mask) | Specifies the format flag (fmtfl) |
| | smanip setbase(int base) | Specifies the radix used at output |
| | smanip setfill(char c) | Specifies the fill character (fillch) |
| | smanip setprecision(int n) | Specifies the precision (prec) |
| | smanip setw(int n) | Specifies the field width (wide) |

1. smanip resetiosflags(ios_base::fmtflags mask)
 Clears the flag specified by the **mask** value.
 Return value: Target object of input/output
2. smanip setiosflags(ios_base::fmtflags mask)

Specifies the format flag (**fmtfl**).

Return value: Target object of input/output

3. `smanip setbase(int base)`

Specifies the radix used at output.

Return value: Target object of input/output

4. `smanip setfill(char c)`

Specifies the fill character (**fillch**).

Return value: Target object of input/output

5. `smanip setprecision(int n)`

Specifies the precision (**prec**).

Return value: Target object of input/output

6. `smanip setw(int n)`

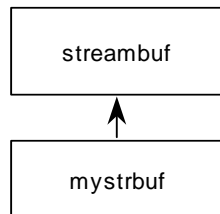
Specifies the field width (**wide**).

Return value: Target object of input/output

(o) **Example of Using EC++ Input/Output Libraries**

The input/output stream can be used if a pointer to an object of the **mystrbuf** class is used instead of **streambuf** at the initialization of the **istream** and **ostream** objects.

The following shows the inheritance relationship of the above classes. An arrow (->) indicates that a derived class references a base class.



| Type | Definition Name | Description |
|----------|---|---|
| Variable | <code>_file_Ptr</code> | File pointer. |
| Function | <code>mystrbuf()</code> | Constructor. |
| | <code>mystrbuf(void* ptr)</code> | Initializes the streambuf buffer. |
| | <code>virtual ~mystrbuf()</code> | Destructor. |
| | <code>void* myfptr() const</code> | Returns a pointer to the FILE type structure. |
| | <code>mystrbuf* open(const char* filename, int mode)</code> | Specifies the file name and mode, and opens the file. |
| | <code>mystrbuf* close()</code> | Closes the file. |
| | <code>virtual streambuf* setbuf(char* s, streamsize n)</code> | Allocates the stream input/output buffer. |
| | <code>virtual pos_type seekoff(off_type off, ios_base::seekdir way, ios_base::openmode = (ios_base::openmode)(ios_base::in ios_base::out))</code> | Changes the position of the stream pointer. |
| | <code>virtual pos_type seekpos(pos_type sp, ios_base::openmode = (ios_base::openmode)(ios_base::in ios_base::out))</code> | Changes the position of the stream pointer. |
| | <code>virtual int sync()</code> | Flushes the stream. |
| | <code>virtual int showmanyc()</code> | Returns the number of valid characters in the input stream. |
| | <code>virtual int_type underflow()</code> | Reads one character without moving the stream position. |
| | <code>virtual int_type pbackfail(int type c = streambuf::eof)</code> | Puts back the character specified by c . |
| | <code>virtual int_type overflow(int type c = streambuf::eof)</code> | Inserts the character specified by c . |
| | <code>void _Init(_f_type* fp)</code> | Initialization. |

<Example>

```
#include <istream>
#include <ostream>
#include <mystrbuf>
#include <string>
#include <new>
#include <stdio.h>
void main(void)
{
    mystrbuf myfin(stdin);
    mystrbuf myfout(stdout);
    istream mycin(&myfin);
    ostream mycout(&myfout);

    int i;
    short s;
    long l;
    char c;
    string str;

    mycin >> i >> s >> l >> c >> str;
    mycout << "This is EC++ Library." << endl
           << i << s << l << c << str << endl;

    return;
}
```


(3) Memory Management Library

The header file for the memory management library is as follows:

- <new>
 Defines the memory allocation/deallocation function.

By setting an exception handling function address to the **_ec2p_new_handler** variable, exception handling can be executed if memory allocation fails. The **_ec2p_new_handler** is a **static** variable and the initial value is **NULL**. If this handler is used, reentrance will be lost.

Operations required for the exception handling function:

- Creates an allocatable area and returns the area.
- Operations are not prescribed for cases where an area cannot be created.

| Type | Definition Name | Description |
|----------|---|---|
| Type | <code>new_handler</code> | Pointer type to the function that returns a void type |
| Variable | <code>_ec2p_new_handler</code> | Pointer to an exception handling function |
| Function | <code>void* operator new(size_t size)</code> | Allocates a memory area with a size specified by size |
| | <code>void* operator new[](size_t size)</code> | Allocates an array area with a size specified by size |
| | <code>void* operator new(size_t size, void* ptr)</code> | Allocates the area specified by ptr as the memory area |
| | <code>void* operator new[](size_t size, void* ptr)</code> | Allocates the area specified by ptr as the array area |
| | <code>void operator delete(void* ptr)</code> | Deallocates the memory area |
| | <code>void operator delete[](void* ptr)</code> | Deallocates the array area |
| | <code>new_handler set_new_handler(new_handler new_P)</code> | Sets the exception handling function address (new_P) in _ec2p_new_handler |

1. `void* operator new(size_t size)`
 Allocates a memory area with the size specified by **size**.
 If memory allocation fails and when **new_handler** is set, **new_handler** is called.
 Return value: If memory allocation succeeds: Pointer to **void** type
 If memory allocation fails: **NULL**

2. `void* operator new[](size_t size)`
Allocates an array area with the size specified by **size**.
If memory allocation fails and when **new_handler** is set, **new_handler** is called.
Return value: If memory allocation succeeds: Pointer to **void** type
If memory allocation fails: **NULL**
3. `void* operator new(size_t size, void* ptr)`
Allocates the area specified by **ptr** as the storage area.
Return value: **ptr**
4. `void* operator new[](size_t size, void* ptr)`
Allocates the area specified by **ptr** as the array area.
Return value: **ptr**
5. `void operator delete(void* ptr)`
Deallocates the storage area specified by **ptr**.
If **ptr** is **NULL**, no operation will be performed.
6. `void operator delete[](void* ptr)`
Deallocates the array area specified by **ptr**.
If **ptr** is **NULL**, no operation will be performed.
7. `new_handler set_new_handler(new_handler new_P)`
Sets **new_P** to **_ec2p_new_handler**.
Return value: **_ec2p_new_handler**

(4) Complex Number Calculation Class Library

The header file for the complex number calculation class library is as follows:

- `<complex>`
Defines the **float_complex** and **double_complex** classes.

These classes have no derivation.

(a) **float_complex Class**

| Type | Definition Name | Description |
|----------|---|---|
| Type | value_type | float type |
| Variable | _re | Defines the real part of float precision |
| | _im | Defines the imaginary part of float precision |
| Function | float_complex(float re = 0.0f, float im = 0.0f) | Constructor |
| | float_complex(const double_complex& rhs) | |
| | float real() const | Acquires the real part (_re) |
| | float imag() const | Acquires the imaginary part (_im) |
| | float_complex& operator=(float rhs) | Copies rhs to the real part. 0.0f is assigned to the imaginary part. |
| | float_complex& operator+=(float rhs) | Adds rhs to the real part and stores the sum in *this . |
| | float_complex& operator-=(float rhs) | Subtracts rhs from the real part and stores the difference in *this . |
| | float_complex& operator*=(float rhs) | Multiplies *this by rhs and stores the product in *this . |
| | float_complex& operator/=(float rhs) | Divides *this by rhs and stores the quotient in *this . |
| | float_complex& operator=(const float_complex& rhs) | Copies rhs . |
| | float_complex& operator+=(const float_complex& rhs) | Adds rhs to *this and stores the sum in *this . |
| | float_complex& operator-=(const float_complex& rhs) | Subtracts rhs from *this and stores the difference in *this . |
| | float_complex& operator*=(const float_complex& rhs) | Multiplies *this by rhs and stores the product in *this . |
| | float_complex& operator/=(const float_complex& rhs) | Divides *this by rhs and stores the quotient in *this . |

1. float_complex::float_complex(float re = 0.0f, float im = 0.0f)

Constructor of class **float_complex**.

The initial settings are as follows:

```
_re = re;
_im = im;
```

2. `float_complex::float_complex(const double_complex& rhs)`
Constructor of class **float_complex**.
The initial settings are as follows:
`_re = (float)rhs.real();`
`_im = (float)rhs.imag();`
3. `float float_complex::real() const`
Acquires the real part.
Return value: **this->_re**
4. `float float_complex::imag() const`
Acquires the imaginary part.
Return value: **this->_im**
5. `float_complex& float_complex::operator=(float rhs)`
Copies **rhs** to the real part (**_re**).
0.0f is assigned to the imaginary part (**_im**).
Return value: ***this**
6. `float_complex& float_complex::operator+=(float rhs)`
Adds **rhs** to the real part (**_re**) and stores the result in the real part (**_re**).
The value of the imaginary part (**_im**) does not change.
Return value: ***this**
7. `float_complex& float_complex::operator-=(float rhs)`
Subtracts **rhs** from the real part (**_re**) and stores the result in the real part (**_re**).
The value of the imaginary part (**_im**) does not change.
Return value: ***this**
8. `float_complex& float_complex::operator*=(float rhs)`
Multiplies ***this** by **rhs** and stores the result in ***this**.
(`_re=_re*rhs, _im=_im*rhs`)
Return value: ***this**
9. `float_complex& float_complex::operator/=(float rhs)`

- Divides ***this** by **rhs** and stores the result in ***this**.
(`_re=_re/rhs, _im=_im/rhs`)
Return value: ***this**
10. `float_complex& float_complex::operator=(const float_complex& rhs)`
Copies **rhs** to ***this**.
Return value: ***this**
11. `float_complex& float_complex::operator+=(const float_complex& rhs)`
Adds **rhs** to ***this** and stores the result in ***this**.
Return value: ***this**
12. `float_complex& float_complex::operator-=(const float_complex& rhs)`
Subtracts **rhs** from ***this** and stores the result in ***this**.
Return value: ***this**
13. `float_complex& float_complex::operator*=(const float_complex& rhs)`
Multiplies ***this** by **rhs** and stores the result in ***this**.
Return value: ***this**
14. `float_complex& float_complex::operator/=(const float_complex& rhs)`
Divides ***this** by **rhs** and stores the result in ***this**.
Return value: ***this**

(b) float_complex Non-Member Function

| Type | Definition Name | Description |
|-------------|--|---|
| Function | float_complex operator+(const float_complex& lhs) | Performs unary + operation of lhs |
| | float_complex operator+(const float_complex& lhs, const float_complex& rhs) | Returns the result of adding lhs to rhs |
| | float_complex operator+(const float_complex& lhs, const float& rhs) | |
| | float_complex operator+(const float& lhs, const float_complex& rhs) | |
| | float_complex operator-(const float_complex& lhs) | Performs unary - operation of lhs |

| Type | Definition Name | Description |
|----------|--|---|
| Function | float_complex operator-(const float_complex& lhs, const float_complex& rhs) | Returns the result of subtracting rhs from lhs |
| | float_complex operator-(const float_complex& lhs, const float& rhs) | |
| | float_complex operator-(const float& lhs, const float_complex& rhs) | |
| | float_complex operator*(const float_complex& lhs, const float_complex& rhs) | Returns the result of multiplying lhs by rhs |
| | float_complex operator*(const float_complex& lhs, const float& rhs) | |
| | float_complex operator*(const float& lhs, const float_complex& rhs) | |
| | float_complex operator/(const float_complex& lhs, const float_complex& rhs) | Returns the result of dividing lhs by rhs |
| | float_complex operator/(const float_complex& lhs, const float& rhs) | |
| | float_complex operator/(const float& lhs, const float_complex& rhs) | Divides lhs by rhs and stores the quotient in lhs |
| | bool operator==(const float_complex& lhs, const float_complex& rhs) | Compares the real parts of lhs and rhs , and the imaginary parts of lhs and rhs |
| | bool operator==(const float_complex& lhs, const float& rhs) | |
| | bool operator==(const float& lhs, const float_complex& rhs) | |

| Type | Definition Name | Description |
|----------|--|---|
| Function | bool operator!=(const float_complex& lhs, const float_complex& rhs) | Compares the real parts of lhs and rhs , and the imaginary parts of lhs and rhs |
| | bool operator!=(const float_complex& lhs, const float& rhs) | |
| | bool operator!=(const float& lhs, const float_complex& rhs) | |
| | istream& operator>>(istream& is, float_complex& x) | Inputs x in a format of u , (u), or (u,v) (u : real part, v : imaginary part) |
| | ostream& operator<<(ostream& os, const float_complex& x) | Outputs x in a format of u , (u), or (u,v) (u : real part, v : imaginary part) |
| | float real(const float_complex& x) | Acquires the real part |
| | float imag(const float_complex& x) | Acquires the imaginary part |
| | float abs(const float_complex& x) | Calculates the absolute value |
| | float arg(const float_complex& x) | Calculates the phase angle |
| | float norm(const float_complex& x) | Calculates the absolute value of the square |
| | float_complex conj(const float_complex& x) | Calculates the conjugate complex number |
| | float_complex polar(const float& rho, const float& theta) | Calculates the float_complex value for a complex number with size rho and phase angle theta |
| | float_complex cos(const float_complex& x) | Calculates the complex cosine |
| | float_complex cosh(const float_complex& x) | Calculates the complex hyperbolic cosine |
| | float_complex exp(const float_complex& x) | Calculates the exponent function |
| | float_complex log(const float_complex& x) | Calculates the natural logarithm |
| | float_complex log10(const float_complex& x) | Calculates the common logarithm |

| Type | Definition Name | Description |
|----------|--|--|
| Function | float_complex pow(const float_complex& x, int y) | Calculates x to the y th power |
| | float_complex pow(const float_complex& x, const float& y) | |
| | float_complex pow(const float_complex& x, const float_complex& y) | |
| | float_complex pow(const float& x, const float_complex& y) | |
| | float_complex sin(const float_complex& x) | Calculates the complex sine |
| | float_complex sinh(const float_complex& x) | Calculates the complex hyperbolic sine |
| | float_complex sqrt(const float_complex& x) | Calculates the square root within the right half space |
| | float_complex tan(const float_complex& x) | Calculates the complex tangent |
| | float_complex tanh(const float_complex& x) | Calculates the complex hyperbolic tangent |

- float_complex operator+(const float_complex& lhs)
Performs unary + operation of **lhs**.
Return value: **lhs**
- float_complex operator+(const float_complex& lhs, const float_complex& rhs)
float_complex operator+(const float_complex& lhs, const float& rhs)
float_complex operator+(const float& lhs, const float_complex& rhs)
Returns the result of adding **lhs** to **rhs**.
Return value: **float_complex(lhs)+=rhs**
- float_complex operator-(const float_complex& lhs)
Performs unary - operation of **lhs**.
Return value: **float_complex(-lhs.real(), -lhs.imag())**

4. `float_complex operator-(const float_complex& lhs, const float_complex& rhs)`
`float_complex operator-(const float_complex& lhs, const float& rhs)`
`float_complex operator-(const float& lhs, const float_complex& rhs)`
Returns the result of subtracting **rhs** from **lhs**.
Return value: **float_complex(lhs)-=rhs**
5. `float_complex operator*(const float_complex& lhs, const float_complex& rhs)`
`float_complex operator*(const float_complex& lhs, const float& rhs)`
`float_complex operator*(const float& lhs, const float_complex& rhs)`
Returns the result of multiplying **lhs** by **rhs**.
Return value: **float_complex(lhs)*=rhs**
6. `float_complex operator/(const float_complex& lhs, const float_complex& rhs)`
`float_complex operator/(const float_complex& lhs, const float& rhs)`
`float_complex operator/(const float& lhs, const float_complex& rhs)`
Returns the result of dividing **lhs** by **rhs**.
Return value: **float_complex(lhs)/=rhs**
7. `bool operator==(const float_complex& lhs, const float_complex& rhs)`
`bool operator==(const float_complex& lhs, const float& rhs)`
`bool operator==(const float& lhs, const float_complex& rhs)`
Compares the real parts of **lhs** and **rhs**, and the imaginary parts of **lhs** and **rhs**.
For a **float** type parameter, the imaginary part is assumed to be 0.0f.
Return value: **lhs.real()==rhs.real() && lhs.imag()==rhs.imag()**
8. `bool operator!=(const float_complex& lhs, const float_complex& rhs)`
`bool operator!=(const float_complex& lhs, const float& rhs)`
`bool operator!=(const float& lhs, const float_complex& rhs)`
Compares the real parts of **lhs** and **rhs**, and the imaginary parts of **lhs** and **rhs**.
For a **float** type parameter, the imaginary part is assumed to be 0.0f.
Return value: **lhs.real() != rhs.real() || lhs.imag() != rhs.imag()**
9. `istream& operator>>(istream& is, float_complex& x)`
Inputs **x** in a format of **u**, **(u)**, or **(u,v)** (**u**: real part, **v**: imaginary part).
The input value is converted to **float_complex**.
If **x** is input in a format other than the **u**, **(u)**, or **(u,v)** format, **is.setstate(ios_base::failbit)** is called.

- Return value: **is**
10. `ostream& operator<<(ostream& os, const float_complex& x)`
Outputs **x** to **os**.
The output format is **u**, **(u)**, or **(u,v)** (**u**: real part, **v**: imaginary part).
Return value: **os**
11. `float real(const float_complex& x)`
Acquires the real part.
Return value: **x.real()**
12. `float imag(const float_complex& x)`
Acquires the imaginary part.
Return value: **x.imag()**
13. `float abs(const float_complex& x)`
Calculates the absolute value.
Return value: $(|\mathbf{x.real}()|^2 + |\mathbf{x.imag}()|^2)^{1/2}$
14. `float arg(const float_complex& x)`
Calculates the phase angle.
Return value: **atan2f(x.imag(), x.real())**
15. `float norm(const float_complex& x)`
Calculates the absolute value of the square.
Return value: $|\mathbf{x.real}()|^2 + |\mathbf{x.imag}()|^2$
16. `float_complex conj(const float_complex& x)`
Calculates the conjugate complex number.
Return value: **float_complex(x.real(), (-1)*x.imag())**
17. `float_complex polar(const float& rho, const float& theta)`
Calculates the **float_complex** value for a complex number with size **rho** and phase angle (argument) **theta**.
Return value: **float_complex(rho*cosf(theta), rho*sinf(theta))**
18. `float_complex cos(const float_complex& x)`

Calculates the complex cosine.

Return value: **float_complex(cosf(x.real())*coshf(x.imag()),
(-1)*sinf(x.real())*sinhf(x.imag()))**

19. float_complex cosh(const float_complex& x)

Calculates the complex hyperbolic cosine.

Return value: **cos(float_complex((-1)*x.imag(), x.real()))**

20. float_complex exp(const float_complex& x)

Calculates the exponent function.

Return value: **expf(x.real())*cosf(x.imag()),expf(x.real())*sinf(x.imag())**

21. float_complex log(const float_complex& x)

Calculates the natural logarithm (base e).

Return value: **float_complex(logf(abs(x)), arg(x))**

22. float_complex log10(const float_complex& x)

Calculates the common logarithm (base 10).

Return value: **float_complex(log10f(abs(x)), arg(x)/logf(10))**

23. float_complex pow(const float_complex& x, int y)

float_complex pow(const float_complex& x, const float& y)

float_complex pow(const float_complex& x, const float_complex& y)

float_complex pow(const float& x, const float_complex& y)

Calculates **x** to the **y**th power.

If **pow(0,0)**, a domain error will occur.

Return value: If **float_complex pow(const float_complex& x, const float_complex& y)**:

exp(y*logf(x))

Otherwise: **exp(y*log(x))**

24. float_complex sin(const float_complex& x)

Calculates the complex sine.

Return value: **float_complex(sinf(x.real())*coshf(x.imag()), cosf(x.real())*sinhf(x.imag()))**

25 float_complex sinh(const float_complex& x)

Calculates the complex hyperbolic sine.

Return value: **float_complex(0,-1)*sin(float_complex((-1)*x.imag(),x.real()))**

26. float_complex sqrt(const float_complex& x)

Calculates the square root within the right half space.

Return value: **float_complex(sqrtf(abs(x))*cosf(arg(x)/2), sqrtf(abs(x))*sinf(arg(x)/2))**

27. float_complex tan(const float_complex& x)

Calculates the complex tangent.

Return value: **sin(x)/cos(x)**

28. float_complex tanh(const float_complex& x)

Calculates the complex hyperbolic tangent.

Return value: **sinh(x)/cosh(x)**

(c) **double_complex Class**

| Type | Definition Name | Description |
|----------|---|---|
| Type | value_type | double type |
| Variable | _re | Defines the real part of double precision |
| | _im | Defines the imaginary part of double precision |
| Function | double_complex(double re = 0.0, double im = 0.0) | Constructor |
| | double_complex(const float_complex&) | |
| | double real() const | Acquires the real part |
| | double imag() const | Acquires the imaginary part |
| | double_complex& operator=(double rhs) | Copies rhs to the real part 0.0 is assigned to the imaginary part |
| | double_complex& operator+=(double rhs) | Adds rhs to the real part of *this and stores the sum in *this |
| | double_complex& operator-=(double rhs) | Subtracts rhs from the real part of *this and stores the difference in *this . |
| | double_complex& operator*=(double rhs) | Multiplies *this by rhs and stores the product in *this |
| | double_complex& operator/=(double rhs) | Divides *this by rhs and stores the quotient in *this |
| | double_complex& operator=(const double_complex& rhs) | Copies rhs |
| | double_complex& operator+=(const double_complex& rhs) | Adds rhs to *this and stores the sum in *this |
| | double_complex& operator-=(const double_complex& rhs) | Subtracts rhs from *this and stores the difference in *this |
| | double_complex& operator*=(const double_complex& rhs) | Multiplies *this by rhs and stores the product in *this |
| | double_complex& operator/=(const double_complex& rhs) | Divides *this by rhs and stores the quotient in *this |

1. `double_complex::double_complex(double re = 0.0, double im = 0.0)`
Constructor of class **double_complex**.
The initial settings are as follows:
`_re = re;`
`_im = im;`
2. `double_complex::double_complex(const float_complex&)`
Constructor of class **double_complex**.
The initial settings are as follows:
`_re = (double)rhs.real();`
`_im = (double)rhs.imag();`
3. `double double_complex::real() const`
Acquires the real part.
Return value: **this->_re**
4. `double double_complex::imag() const`
Acquires the imaginary part.
Return value: **this->_im**
5. `double_complex& double_complex::operator=(double rhs)`
Copies **rhs** to the real part (**_re**).
0.0 is assigned to the imaginary part (**_im**).
Return value: ***this**
6. `double_complex& double_complex::operator+=(double rhs)`
Adds **rhs** to the real part (**_re**) and stores the result in the real part (**_re**).
The value of the imaginary part (**_im**) does not change.
Return value: ***this**
7. `double_complex& double_complex::operator-=(double rhs)`
Subtracts **rhs** from the real part (**_re**) and stores the result in the real part (**_re**).
The value of the imaginary part (**_im**) does not change.
Return value: ***this**

8. `double_complex& double_complex::operator*=(double rhs)`
Multiplies ***this** by **rhs** and stores the result in ***this**.
(`_re=_re*rhs, _im=_im*rhs`)
Return value: ***this**
9. `double_complex& double_complex::operator/=(double rhs)`
Divides ***this** by **rhs** and stores the result in ***this**.
(`_re=_re/rhs, _im=_im/rhs`)
Return value: ***this**
10. `double_complex& double_complex::operator=(const double_complex& rhs)`
Copies **rhs** to ***this**.
Return value: ***this**
11. `double_complex& double_complex::operator+=(const double_complex& rhs)`
Adds **rhs** to ***this** and stores the result in ***this**.
Return value: ***this**
12. `double_complex& double_complex::operator-=(const double_complex& rhs)`
Subtracts **rhs** from ***this** and stores the result in ***this**.
Return value: ***this**
13. `double_complex& double_complex::operator*=(const double_complex& rhs)`
Multiplies ***this** by **rhs** and stores the result in ***this**.
Return value: ***this**
14. `double_complex& double_complex::operator/=(const double_complex& rhs)`
Divides ***this** by **rhs** and stores the result in ***this**.
Return value: ***this**

(d) double_complex Non-Member Function

| Type | Definition Name | Description |
|----------|---|--|
| Function | double_complex operator+(const double_complex& lhs) | Performs unary + operation of lhs |
| | double_complex operator+(const double_complex& lhs, const double_complex& rhs) | Returns the result of adding rhs to lhs |
| | double_complex operator+(const double_complex& lhs, const double& rhs) | |
| | double_complex operator+(const double& lhs, const double_complex& rhs) | |
| | double_complex operator-(const double_complex& lhs) | Performs unary - operation of lhs |
| | double_complex operator-(const double_complex& lhs, const double_complex& rhs) | Returns the result of subtracting rhs from lhs |
| | double_complex operator-(const double_complex& lhs, const double& rhs) | |
| | double_complex operator-(const double& lhs, const double_complex& rhs) | |
| | double_complex operator*(const double_complex& lhs, const double_complex& rhs) | Returns the result of multiplying lhs by rhs |
| | double_complex operator*(const double_complex& lhs, const double& rhs) | |
| | double_complex operator*(const double& lhs, const double_complex& rhs) | |

| Type | Definition Name | Description |
|-------------------------------------|---|--|
| Function | double_complex operator/(const double_complex& lhs, const double_complex& rhs) | Returns the result of dividing lhs by rhs |
| | double_complex operator/(const double_complex& lhs, const double& rhs) | |
| | double_complex operator/(const double& lhs, const double_complex& rhs) | |
| | bool operator==(const double_complex& lhs, const double_complex& rhs) | Compares the real part of lhs and rhs , and the imaginary parts of lhs and rhs |
| | bool operator==(const double_complex& lhs, const double& rhs) | |
| | bool operator==(const double& lhs, const double_complex& rhs) | |
| | bool operator!=(const double_complex& lhs, const double_complex& rhs) | Compares the real parts of lhs and rhs , and the imaginary parts of lhs and rhs |
| | bool operator!=(const double_complex& lhs, const double& rhs) | |
| | bool operator!=(const double& lhs, const double_complex& rhs) | |
| | istream& operator>>(istream& is, double_complex& x) | Inputs x in a format of u , (u), or (u,v) (u : real part, v : imaginary part) |
| | ostream& operator<<(ostream& os, const double_complex& x) | Outputs x in a format of u , (u), or (u,v) (u : real part, v : imaginary part) |
| | double real(const double_complex& x) | Acquires the real part |
| | double imag(const double_complex& x) | Acquires the imaginary part |
| | double abs(const double_complex& x) | Calculates the absolute value |
| double arg(const double_complex& x) | Calculates the phase angle | |

| Type | Definition Name | Description |
|----------|---|---|
| Function | <code>double norm(const double_complex& x)</code> | Calculates the absolute value of the square |
| | <code>double_complex conj(const double_complex& x)</code> | Calculates the conjugate complex number |
| | <code>double_complex polar(const double& rho, const double& theta)</code> | Calculates the double_complex value for a complex number with size rho and phase angle theta |
| | <code>double_complex cos(const double_complex& x)</code> | Calculates the complex cosine |
| | <code>double_complex cosh(const double_complex& x)</code> | Calculates the complex hyperbolic cosine |
| | <code>double_complex exp(const double_complex& x)</code> | Calculates the exponent function |
| | <code>double_complex log(const double_complex& x)</code> | Calculates the natural logarithm |
| | <code>double_complex log10(const double_complex& x)</code> | Calculates the common logarithm |
| | <code>double_complex pow(const double_complex& x, int y)</code> | Calculates x to the y th power |
| | <code>double_complex pow(const double_complex& x, const double& y)</code> | |
| | <code>double_complex pow(const double_complex& x, const double_complex& y)</code> | |
| | <code>double_complex pow(const double& x, const double_complex& y)</code> | |
| | <code>double_complex sin(const double_complex& x)</code> | Calculates the complex sine |
| | <code>double_complex sinh(const double_complex& x)</code> | Calculates the complex hyperbolic sine |
| | <code>double_complex sqrt(const double_complex& x)</code> | Calculates the square root within the right half space |
| | <code>double_complex tan(const double_complex& x)</code> | Calculates the complex tangent |

| Type | Definition Name | Description |
|----------|---|---|
| Function | <code>double_complex tanh(const double_complex& x)</code> | Calculates the complex hyperbolic tangent |

1. `double_complex operator+(const double_complex& lhs)`
 Performs unary + operation of **lhs**.
 Return value: **lhs**

2. `double_complex operator+(const double_complex& lhs, const double_complex& rhs)`
`double_complex operator+(const double_complex& lhs, const double& rhs)`
`double_complex operator+(const double& lhs, const double_complex& rhs)`
 Returns the result of adding **lhs** to **rhs**.
 Return value: **double_complex(lhs)+=rhs**

3. `double_complex operator-(const double_complex& lhs)`
 Performs unary - operation of **lhs**.
 Return value: **double_complex(-lhs.real(), -lhs.imag())**

4. `double_complex operator-(const double_complex& lhs, const double_complex& rhs)`
`double_complex operator-(const double_complex& lhs, const double& rhs)`
`double_complex operator-(const double& lhs, const double_complex& rhs)`
 Returns the result of subtracting **rhs** from **lhs**.
 Return value: **double_complex(lhs)-=rhs**

5. `double_complex operator*(const double_complex& lhs, const double_complex& rhs)`
`double_complex operator*(const double_complex& lhs, const double& rhs)`
`double_complex operator*(const double& lhs, const double_complex& rhs)`
 Returns the result of multiplying **lhs** by **rhs**.
 Return value: **double_complex(lhs)*=rhs**

6. `double_complex operator/(const double_complex& lhs, const double_complex& rhs)`
`double_complex operator/(const double_complex& lhs, const double& rhs)`
`double_complex operator/(const double& lhs, const double_complex& rhs)`
 Returns the result of dividing **lhs** by **rhs**.
 Return value: **double_complex(lhs)/=rhs**

7. `bool operator==(const double_complex& lhs, const double_complex& rhs)`
`bool operator==(const double_complex& lhs, const double& rhs)`
`bool operator==(const double& lhs, const double_complex& rhs)`
 Compares the real parts of **lhs** and **rhs**, and the imaginary parts of **lhs** and **rhs**.
 For a **double** type parameter, the imaginary part is assumed to be 0.0.
 Return value: `lhs.real()==rhs.real() && lhs.imag()==rhs.imag()`

8. `bool operator!=(const double_complex& lhs, const double_complex& rhs)`
`bool operator!=(const double_complex& lhs, const double& rhs)`
`bool operator!=(const double& lhs, const double_complex& rhs)`
 Compares the real parts of **lhs** and **rhs**, and the imaginary parts of **lhs** and **rhs**.
 For a **double** type parameter, the imaginary part is assumed to be 0.0.
 Return value: `lhs.real()!=rhs.real() || lhs.imag()!=rhs.imag()`

9. `istream& operator>>(istream& is, double_complex& x)`
 Inputs complex number **x** in a format of **u**, **(u)**, or **(u,v)** (**u**: real part, **v**: imaginary part).
 The input value is converted to **double_complex**.
 If **x** is input in a format other than the **u**, **(u)**, or **(u,v)** format, `is.setstate(ios_base::failbit)` is called.
 Return value: **is**

10. `ostream& operator<<(ostream& os, const double_complex& x)`
 Outputs **x** to **os**.
 The output format is **u**, **(u)**, or **(u,v)** (**u**: real part, **v**: imaginary part).
 Return value: **os**

11. `double real(const double_complex& x)`
 Acquires the real part.
 Return value: `x.real()`

12. `double imag(const double_complex& x)`
 Acquires the imaginary part.
 Return value: `x.imag()`

13. `double abs(const double_complex& x)`
 Calculates the absolute value.

Return value: $(|\mathbf{x.real}()|^2 + |\mathbf{x.imag}()|^2)^{1/2}$

14. `double arg(const double_complex& x)`

Calculates the phase angle.

Return value: **`atan2(x.imag(), x.real())`**

15. `double norm(const double_complex& x)`

Calculates the absolute value of the square.

Return value: $|\mathbf{x.real}()|^2 + |\mathbf{x.imag}()|^2$

16. `double_complex conj(const double_complex& x)`

Calculates the conjugate complex number.

Return value: **`double_complex(x.real(), (-1)*x.imag())`**

17. `double_complex polar(const double& rho, const double& theta)`

Calculates the **`double_complex`** value for a complex number with size **`rho`** and phase angle (argument) **`theta`**.

Return value: **`double_complex(rho*cos(theta), rho*sin(theta))`**

18. `double_complex cos(const double_complex& x)`

Calculates the complex cosine.

Return value: **`double_complex(cos(x.real())*cosh(x.imag()), (-1)*sin(x.real())*sinh(x.imag()))`**

19. `double_complex cosh(const double_complex& x)`

Calculates the complex hyperbolic cosine.

Return value: **`cos(double_complex((-1)*x.imag(), x.real()))`**

20. `double_complex exp(const double_complex& x)`

Calculates the exponent function.

Return value: **`exp(x.real())*cos(x.imag()),exp(x.real())*sin(x.imag())`**

21. `double_complex log(const double_complex& x)`

Calculates the natural logarithm (base e).

Return value: **`double_complex(log(abs(x)), arg(x))`**

22. `double_complex log10(const double_complex& x)`

- Calculates the common logarithm (base 10).
Return value: **double_complex(log10(abs(x)), arg(x)/log(10))**
23. double_complex pow(const double_complex& x, int y)
double_complex pow(const double_complex& x, const double& y)
double_complex pow(const double_complex& x, const double_complex& y)
double_complex pow(const double& x, const double_complex& y)
Calculates **x** to the **y**th power.
If **pow(0,0)**, a domain error will occur.
Return value: **exp(y*log(x))**
24. double_complex sin(const double_complex& x)
Calculates the complex sine
Return value: **double_complex(sin(x.real()*cosh(x.imag()), cos(x.real()*sinh(x.imag())))**
25. double_complex sinh(const double_complex& x)
Calculates the complex hyperbolic sine
Return value: **double_complex(0,-1)*sin(double_complex((-1)*x.imag(),x.real()))**
26. double_complex sqrt(const double_complex& x)
Calculates the square root within the right half space
Return value: **double_complex(sqrt(abs(x))*cos(arg(x)/2), sqrt(abs(x))*sin(arg(x)/2))**
27. double_complex tan(const double_complex& x)
Calculates the complex tangent.
Return value: **sin(x)/cos(x)**
28. double_complex tanh(const double_complex& x)
Calculates the complex hyperbolic tangent.
Return value: **sinh(x)/cosh(x)**

(5) String Handling Class Library

The header file for the string handling class library is as follows:

- `<string>`
Defines class **string**.

This class has no derivation.

(a) string Class

| Type | Definition Name | Description |
|----------|-----------------|---|
| Type | iterator | char* type |
| | const_iterator | const char* type |
| Constant | npos | Maximum string length (UNIT_MAX characters) |
| Variable | s_ptr | Pointer to the memory area where the string is stored by the object |
| | s_len | The length of the string stored by the object |
| | s_res | Size of the allocated memory area to store string by the object |

| Type | Definition Name | Description |
|----------|--|--|
| Function | string(void) | Constructor |
| | string::string(const string& str, size_t pos = 0, size_t n = npos) | |
| | string::string(const char* str, size_t n) | |
| | string::string(const char* str) | |
| | string::string(size_t n, char c) | |
| | ~string() | Destructor |
| | string& operator=(const string& str) | Assigns str |
| | string& operator=(const char* str) | |
| | string& operator=(char c) | Assigns c |
| | iterator begin() | Calculates the start pointer of the string |
| | const_iterator begin() const | |
| | iterator end() | Calculates the end pointer of the string |
| | const_iterator end() const | |
| | size_t size() const | Calculates the length of the stored string |
| | size_t length() const | |
| | size_t max_size() const | Calculates the size of the allocated memory area |
| | void resize(size_t n, char c) | Changes the storable string length to n |
| | void resize(size_t n) | Changes the storable string length to n |
| | size_t capacity() const | Calculates the size of the allocated memory area |
| | void reserve(size_t res_arg = 0) | Performs re-allocation of the memory area |
| | void clear() | Clears the stored string |
| | bool empty() const | Checks whether the stored string length is 0 |
| | const char& operator[](size_t pos) const | References s_ptr[pos] |
| | char& operator[](size_t pos) | |
| | const char& at(size_t pos) const | |
| | char& at(size_t pos) | |

| Type | Definition Name | Description |
|----------|--|---|
| Function | string& operator+=(const string& str) | Adds string str |
| | string& operator+=(const char* str) | |
| | string& operator+=(char c) | Adds character c |
| | string& append(const string& str) | Adds string str |
| | string& append(const char* str) | |
| | string& append(const string& str, size_t pos, size_t n) | Adds n characters of string str at object position pos |
| | string& append(const char* str, size_t n) | Adds n characters to string str |
| | string& append(size_t n, char c) | Adds n characters, each of which is c |
| | string& assign(const string& str) | Assigns string str |
| | string& assign(const char* str) | |
| | string& assign(const string& str, size_t pos, size_t n) | Add n characters to string str at position pos |
| | string& assign(const char* str, size_t n) | Assigns n characters of string str |
| | string& assign(size_t n, char c) | Assigns n characters, each of which is c |
| | string& insert(size_t pos1, const string& str) | Inserts string str to position pos1 |
| | string& insert(size_t pos1, const string& str, size_t pos2, size_t n) | Inserts n characters starting from position pos2 of string str to position pos1 |
| | string& insert(size_t pos, const char* str, size_t n) | Inserts n characters of string str to position pos |
| | string& insert(size_t pos, const char* str) | Inserts string str to position pos |
| | string& insert(size_t pos, size_t n, char c) | Inserts a string of n characters, each of which is c , to position pos |
| | iterator insert(iterator p, char c = char()) | Inserts character c before the string specified by p |

| Type | Definition Name | Description |
|----------|--|--|
| Function | void insert(iterator p, size_t n, char c) | Inserts n characters, each of which is c , before the character specified by p |
| | string& erase(size_t pos = 0, size_t n = npos) | Deletes n characters from position pos |
| | iterator erase(iterator position) | Deletes the character referenced by position |
| | iterator erase(iterator first, iterator last) | Deletes the characters in range [first , last] |
| | string& replace(size_t pos1, size_t n1, const string& str) | Replaces the string of n1 characters starting from position pos1 with string str |
| | string& replace(size_t pos1, size_t n1, const char* str) | |
| | string& replace(size_t pos1, size_t n1, const string& str, size_t pos2, size_t n2) | Replaces the string of n1 characters starting from position pos1 with string of n2 characters from position pos2 of str |
| | string& replace(size_t pos, size_t n1, const char* str, size_t n2) | Replaces the string of n1 characters starting from position pos with string str of n2 characters |
| | string& replace(size_t pos, size_t n1, size_t n2, char c) | Replaces the string of n1 characters starting from position pos with n2 characters, each of which is c |

| Type | Definition Name | Description |
|----------|---|---|
| Function | string& replace(iterator i1, iterator i2, const string& str) | Replaces the string from position i1 to i2 with string str |
| | string& replace(iterator i1, iterator i2, const char* str) | |
| | string& replace(iterator i1, iterator i2, const char* str, size_t n) | Replaces the string from position i1 to i2 with n characters of string str |
| | string& replace(iterator i1, iterator i2, size_t n, char c) | Replaces the string from position i1 to i2 with n characters, each of which is c |
| | size_t copy(char* str, size_t n, size_t pos = 0) const | Copies the first n characters of string str to position pos |
| | void swap(string& str) | Swaps *this with string str |
| | const char* c_str() const | References the pointer to the memory area where the string is stored |
| | const char* data() const | |
| | size_t find(const string& str, size_t pos = 0) const | Finds the position where the string same as string str first appears after position pos |
| | size_t find(const char* str, size_t pos = 0) const | |
| | size_t find(const char* str, size_t pos, size_t n) const | Finds the position where the string same as n characters of str first appears after position pos |
| | size_t find(char c, size_t pos = 0) const | Finds the position where character c first appears after position pos |

| Type | Definition Name | Description |
|----------|--|--|
| Function | size_t rfind(const string& str, size_t pos = npos) const | Finds the position where a string same as string str appears most recently before position pos |
| | size_t rfind(const char* str, size_t pos = npos) const | |
| | size_t rfind(const char* str, size_t pos, size_t n) const | Finds the position where the string same as n characters of str appears most recently before position pos |
| | size_t rfind(char c, size_t pos = npos) const | Finds the position where character c appears most recently before position pos |
| | size_t find_first_of(const string& str, size_t pos = 0) const | Finds the position where any character included in string str first appears after position pos |
| | size_t find_first_of(const char* str, size_t pos = 0) const | |
| | size_t find_first_of(const char* str, size_t pos, size_t n) const | Finds the position where any character included in n characters of string str first appears after position pos |
| | size_t find_first_of(char c, size_t pos = 0) const | Finds the position where character c first appears after position pos |
| | size_t find_last_of(const string& str, size_t pos = npos) const | Finds the position where any character included in string str appears most recently before position pos |
| | size_t find_last_of(const char* str, size_t pos = npos) const | |
| | size_t find_last_of(const char* str, size_t pos, size_t n) const | Finds the position where any character included in n characters of string str appears most recently before position pos |
| | size_t find_last_of(char c, size_t pos = npos) const | Finds the position where character c appears most recently before position pos |

| Type | Definition Name | Description |
|----------|--|--|
| Function | size_t find_first_not_of(const string& str, size_t pos = 0) const | Finds the position where a character different from any character included in string str first appears after position pos |
| | size_t find_first_not_of(const char* str, size_t pos = 0) const | |
| | size_t find_first_not_of(const char* str, size_t pos, size_t n) const | Finds the position where a character different from any character in the first n characters of string str appears after position pos . |
| | size_t find_first_not_of(char c, size_t pos = 0) const | Finds the position where a character different from c first appears after position pos |
| | size_t find_last_not_of(const string& str, size_t pos = npos) const | Finds the position where a character different from any character included in string str appears most recently before position pos |
| | size_t find_last_not_of(const char* str, size_t pos = npos) const | |
| | size_t find_last_not_of(const char* str, size_t pos, size_t n) const | Finds the position where a character different from any character in the first n characters of string str appears most recently before position pos . |
| | size_t find_last_not_of(char c, size_t pos = npos) const | Finds the position where a character different from c appears most recently before position pos |
| | string substr(size_t pos = 0, size_t n = npos) const | Creates an object from a string in the range [pos , n] of the stored string |
| | int compare(const string& str) const | Compares the string with string str |
| | int compare(size_t pos1, size_t n1, const string& str) const | Compares n1 characters from position pos1 of *this with str |
| | int compare(size_t pos1, size_t n1, const string& str, size_t pos2, size_t n2) const | Compares the string of n1 characters from position pos1 with the string of n2 characters from position pos2 of string str |

| Type | Definition Name | Description |
|----------|---|--|
| Function | int compare(const char* str) const | Compares *this with string str |
| | int compare(size_t pos1, size_t n1, const char* str, size_t n2 = npos) const | Compares the string of n1 characters from position pos1 with n2 characters of string str |

1. string::string(void)

Sets as follows:

```
s_ptr = 0;
s_len = 0;
s_res = 1;
```

2. string::string(const string& str, size_t pos = 0, size_t n = npos)

Copies **str**. Note that **s_len** will be the smaller value of **n** and **s_len**.

3. string::string(const char* str, size_t n)

Sets as follows:

```
s_ptr = str;
s_len = n;
s_res = n + 1;
```

4. string::string(const char* str)

Sets as follows:

```
s_ptr = str;
s_len = length of string str;
s_res = length of string str + 1;
```

5. string::string(size_t n, char c)

Sets as follows:

```
s_ptr = string of n characters, each of which is c
s_len = n;
s_res = n + 1;
```

6. string::~~string()

Destructor of class **string**.

Deallocates the memory area where the string is stored.

7. `string& string::operator(const string& str)`
Assigns the data of **str**.
Return value: ***this**
8. `string& string::operator=(const char* str)`
Creates a **string** object from **str** and assigns its data to the **string** object.
Return value: ***this**
9. `string& string::operator=(char c)`
Creates a **string** object from **c** and assigns its data to the **string** object.
Return value: ***this**
10. `string::iterator string::begin()`
`string::const_iterator string::begin() const`
Calculates the start pointer of the string.
Return value: Start pointer of the string
11. `string::iterator string::end()`
`string::const_iterator string::end() const`
Calculates the end pointer of the string.
Return value: End pointer of the string
12. `size_t string::size() const`
`size_t string::length() const`
Calculates the length of the stored string.
Return value: Length of the stored string
13. `size_t string::max_size() const`
Calculates the size of the allocated memory area.
Return value: Size of the allocated area
14. `void string::resize(size_t n, char c)`
Changes the number of characters in the string that can be stored by the object to **n**.

- If $n \leq \text{size}()$, replaces the string with the original string with length n .
If $n > \text{size}()$, replaces the string with a string that has c appended to the end so that the length will be equal to n .
The length must be $n \leq \text{max_size}()$.
If $n > \text{max_size}()$, the string length is $n = \text{max_size}()$.
15. `void string::resize(size_t n)`
Changes the number of characters in the string that can be stored by the object to n .
If $n \leq \text{size}()$, replaces the string with the original string with length n .
The length must be $n \leq \text{max_size}$.
16. `size_t string::capacity() const`
Calculates the size of the allocated memory area.
Return value: Size of the allocated memory area
17. `void string::reserve(size_t res_arg = 0)`
Re-allocates the memory area.
After **reserve()**, **capacity()** will be equal to or larger than the **reserve()** parameter.
When the memory area is re-allocated, all references, pointers, and **iterator** that references the elements of the numeric sequence become invalid.
18. `void string::clear()`
Clears the stored string.
19. `bool string::empty() const`
Checks whether the number of characters in the stored string is 0.
Return value: If the length of the stored string is 0: **true**
If the length of the stored string is not zero: **false**
20. `const char& string::operator[] (size_t pos) const`
`char& string::operator[] (size_t pos)`
`const char& string::at(size_t pos) const`
`char& string::at(size_t pos)`
References **s_ptr[pos]**.
Return value: If $n < \text{s_len}$: **s_ptr [pos]**
If $n \geq \text{s_len}$: **'\0'**

21. `string& string::operator+=(const string& str)`
Appends the string stored in **str** to the object.
Return value: ***this**
22. `string& string::operator+=(const char* str)`
Creates a **string** object from **str** and adds the string to the object.
Return value: ***this**
23. `string& string::operator+=(char c)`
Creates a **string** object from **c** and adds the string to the object.
Return value: ***this**
24. `string& string::append(const string& str)`
`string& string::append(const char* str)`
Appends string **str** to the object.
Return value: ***this**
25. `string& string::append(const string& str, size_t pos, size_t n);`
Appends **n** characters of string **str** to the object position **pos**.
Return value: ***this**
26. `string& string::append(const char* str, size_t n)`
Appends **n** characters of string **str** to the object.
Return value: ***this**
27. `string& string::append(size_t n, char c)`
Appends **n** characters, each of which is **c**, to the object.
Return value: ***this**
28. `string& string::assign(const string& str)`
`string& string::assign(const char* str)`
Assigns string **str**.
Return value: ***this**
29. `string& string::assign(const string& str, size_t pos, size_t n)`

- Assigns **n** characters of string **str** to position **pos**.
Return value: ***this**
30. `string& string::assign(const char* str, size_t n)`
Assigns **n** characters of string **str**.
Return value: ***this**
31. `string& string::assign(size_t n, char c)`
Assigns **n** characters, each of which is **c**.
Return value: ***this**
32. `string& string::insert(size_t pos1, const string& str)`
Inserts string **str** to position **pos1**.
Return value: ***this**
33. `string& string::insert(size_t pos1, const string& str, size_t pos2, size_t n)`
Inserts **n** characters starting from position **pos2** of string **str** to position **pos1**.
Return value: ***this**
34. `string& string::insert(size_t pos, const char* str, size_t n)`
Inserts **n** characters of string **str** to position **pos**.
Return value: ***this**
35. `string& string::insert(size_t pos, const char* str)`
Inserts string **str** to position **pos**.
Return value: ***this**
36. `string& string::insert(size_t pos, size_t n, char c)`
Inserts a string of **n** characters, each of which is **c**, to position **pos**.
Return value: ***this**
37. `string::iterator string::insert(iterator p, char c = char())`
Inserts character **c** before the string specified by **p**.
Return value: The inserted character
38. `void string::insert(iterator p, size_t n, char c)`
Inserts **n** characters, each of which is **c**, before the character specified by **p**.

39. `string& string::erase(size_t pos = 0, size_t n = npos)`
Deletes **n** characters starting from position **pos**.
Return value: ***this**
40. `iterator string::erase(iterator position)`
Deletes the character referenced by **position**.
Return value: If the next **iterator** of the element to be deleted exists: The next **iterator** of the deleted element
If the next **iterator** of the element to be deleted does not exist: **end()**
41. `iterator string::erase(iterator first, iterator last)`
Deletes the characters in range [**first**, **last**].
Return value: If the next **iterator** of **last** exists: The next **iterator** of **last**
If the next **iterator** of **last** does not exist: **end()**
42. `string& string::replace(size_t pos1, size_t n1, const string& str)`
`string& string::replace(size_t pos1, size_t n1, const char* str)`
Replaces the string of **n1** characters starting from position **pos1** with string **str**.
Return value: ***this**
43. `string& string::replace(size_t pos1, size_t n1, const string& str, size_t pos2, size_t n2)`
Replaces the string of **n1** characters starting from position **pos1** with the string of **n2** characters starting from position **pos2** in string **str**.
Return value: ***this**
44. `string& string::replace(size_t pos, size_t n1, const char* str, size_t n2)`
Replaces the string of **n1** characters starting from position **pos1** with **n2** characters of string **str**.
Return value: ***this**
45. `string& string::replace(size_t pos, size_t n1, size_t n2, char c)`
Replaces the string of **n1** characters starting from position **pos** with **n2** characters, each of which is **c**.
Return value: ***this**

46. `string& string::replace(iterator i1, iterator i2, const string& str)`
`string& string::replace(iterator i1, iterator i2, const char* str)`
Replaces the string from position **i1** to **i2** with string **str**.
Return value: ***this**
47. `string& string::replace(iterator i1, iterator i2, const char* str, size_t n)`
Replaces the string from position **i1** to **i2** with **n** characters of string **str**
Return value: ***this**
48. `string& string::replace(iterator i1, iterator i2, size_t n, char c)`
Replaces the string from position **i1** to **i2** with **n** characters, each of which is **c**.
Return value: ***this**
49. `size_t string::copy(char* str, size_t n, size_t pos = 0) const`
Copies **n** characters of string **str** to position **pos**.
Return value: **rlen**
50. `void string::swap(string& str)`
Swaps ***this** with string **str**.
51. `const char* string::c_str() const`
`const char* string::data() const`
References the pointer to the memory area where the string is stored.
Return value: **s_ptr**
52. `size_t string::find(const string& str, size_t pos = 0) const`
`size_t string::find (const char* str, size_t pos = 0) const`
Finds the position where the string same as string **str** first appears after position **pos**.
Return value: Offset of string
53. `size_t string::find(const char* str, size_t pos, size_t n) const`
Finds the position where the string same as **n** characters of string **str** first appears after position **pos**.
Return value: Offset of string
54. `size_t string::find(char c, size_t pos = 0) const`
Finds the position where character **c** first appears after position **pos**.

Return value: Offset of string

55. `size_t string::rfind(const string& str, size_t pos = npos) const`
`size_t string::rfind(const char* str, size_t pos = npos) const`
Finds the position where a string same as string **str** appears most recently before position **pos**.
Return value: Offset of string
56. `size_t string::rfind(const char* str, size_t pos, size_t n) const`
Finds the position where the string same as **n** characters of string **str** appears most recently before position **pos**.
Return value: Offset of string
57. `size_t string::rfind(char c, size_t pos = npos) const`
Finds the position where character **c** appears most recently before position **pos**.
Return value: Offset of string
58. `size_t string::find_first_of(const string& str, size_t pos = 0) const`
`size_t string::find_first_of(const char* str, size_t pos = 0) const`
Finds the position where any character included in string **str** first appears after position **pos**.
Return value: Offset of string
59. `size_t string::find_first_of(const char* str, size_t pos, size_t n) const`
Finds the position where any character included in **n** characters of string **str** first appears after position **pos**.
Return value: Offset of string
60. `size_t string::find_first_of(char c, size_t pos = 0) const`
Finds the position where character **c** first appears after position **pos**.
Return value: Offset of string
61. `size_t string::find_last_of(const string& str, size_t pos = npos) const`
`size_t string::find_last_of(const char* str, size_t pos = npos) const`
Finds the position where any character included in string **str** appears most recently before position **pos**.
Return value: Offset of string
62. `size_t string::find_last_of(const char* str, size_t pos, size_t n) const`

- Finds the position where any character included in **n** characters of string **str** appears most recently before position **pos**.
Return value: Offset of string
63. `size_t string::find_last_of(char c, size_t pos = npos) const`
Finds the position where character **c** appears most recently before position **pos**.
Return value: Offset of string
64. `size_t string::find_first_not_of(const string& str, size_t pos = 0) const`
`size_t string::find_first_not_of(const char* str, size_t pos = 0) const`
Finds the position where a character different from any character included in string **str** first appears after position **pos**.
Return value: Offset of string
65. `size_t string::find_first_not_of(const char* str, size_t pos, size_t n) const`
Finds the position where a character different from any character in the first **n** characters of string **str** first appears after position **pos**.
Return value: Offset of string
66. `size_t string::find_first_not_of(char c, size_t pos = 0) const`
Finds the position where a character different from character **c** first appears after position **pos**.
Return value: Offset of string
67. `size_t string::find_last_not_of(const string& str, size_t pos = npos) const`
`size_t string::find_last_not_of(const char* str, size_t pos = npos) const`
Finds the position where a character different from any character included in string **str** appears most recently before position **pos**.
Return value: Offset of string
68. `size_t string::find_last_not_of(const char* str, size_t pos, size_t n) const`
Finds the position where a character different from any character in the first **n** characters of string **str** appears most recently before position **pos**.
Return value: Offset of string
69. `size_t string::find_last_not_of(char c, size_t pos = npos) const`
Finds the position where a character different from character **c** appears most recently before position **pos**.

Return value: Offset of string

70. `string string::substr(size_t pos = 0, size_t n = npos) const`

Creates an object from a string in the range **[pos,n]** of the stored string.

Return value: Object with a string in the range **[pos,n]**

71. `int string::compare(const string& str) const`

Compares the string with string **str**.

Return value: If the strings are the same: 0

If the strings are different: 1 when **this->s_len > str.s_len**,
-1 when **this->s_len < str.s_len**

72. `int string::compare(size_t pos1, size_t n1, const string& str) const`

Compares a string of **n1** characters starting from position **pos1** of ***this** with string **str**.

Return value: If the strings are the same: 0

If the strings are different: 1 when **this->s_len > str.s_len**,
-1 when **this->s_len < str.s_len**

73. `int string::compare(size_t pos1, size_t n1, const string& str, size_t pos2, size_t n2) const`

Compares a string of **n1** characters starting from position **pos1** with the string of **n2** characters from position **pos2** of string **str**.

Return value: If the strings are the same: 0

If the strings are different: 1 when **this->s_len > str.s_len**,
-1 when **this->s_len < str.s_len**

74. `int string::compare(const char* str) const`

Compares ***this** with string **str**.

Return value: If the strings are the same: 0

If the strings are different: 1 when **this->s_len > str.s_len**,
-1 when **this->s_len < str.s_len**

75. `int string::compare(size_t pos1, size_t n1, const char* str, size_t n2 = npos) const`

Compares the string of **n1** characters from position **pos1** with **n2** characters of string **str**.

Return value: If the strings are the same: 0

If the strings are different: 1 when **this->s_len > str.s_len**,
-1 when **this->s_len < str.s_len**

(b) string Class Manipulators

| Type | Definition Name | Description |
|--|---|--|
| Function | string operator +(const string& lhs, const string& rhs) | Appends the string (or characters) of rhs to the string (or characters) of lhs , creates an object and stores the string in the object |
| | string operator+(const char* lhs, const string& rhs) | |
| | string operator+(char lhs, const string& rhs) | |
| | string operator+(const string& lhs, const char* rhs) | |
| | string operator+(const string& lhs, char rhs) | |
| | bool operator==(const string& lhs, const string& rhs) | Compares the string of lhs with the string of rhs |
| | bool operator==(const char* lhs, const string& rhs) | |
| | bool operator==(const string& lhs, const char* rhs) | |
| | bool operator!=(const string& lhs, const string& rhs) | Compares the string of lhs with the string of rhs |
| | bool operator!=(const char* lhs, const string& rhs) | |
| | bool operator!=(const string& lhs, const char* rhs) | |
| | bool operator<(const string& lhs, const string& rhs) | Compares the string length of lhs with the string length of rhs |
| | bool operator<(const char* lhs, const string& rhs) | Compares the string length of lhs with the string length of rhs |
| | bool operator<(const string& lhs, const char* rhs) | |
| | bool operator>(const string& lhs, const string& rhs) | Compares the string length of lhs with the string length of rhs |
| bool operator>(const char* lhs, const string& rhs) | | |
| bool operator>(const string& lhs, const char* rhs) | | |
| bool operator<=(const string& lhs, const string& rhs) | Compares the string length of lhs with the string length of rhs | |
| bool operator<=(const char* lhs, const string& rhs) | | |
| bool operator<=(const string& lhs, const char* rhs) | | |

| Type | Definition Name | Description |
|----------|---|---|
| Function | bool operator>=(const string& lhs, const string& rhs) bool operator>=(const char* lhs, const string& rhs) bool operator>=(const string& lhs, const char* rhs) | Compares the string length of lhs with the string length of rhs |
| | void swap(string& lhs, string& rhs) | Swaps the string of lhs with the string of rhs |
| | istream& operator>>(istream& is, string& str) | Extracts the string to str |
| | ostream& operator<<(ostream& os, const string& str) | Inserts string str |
| | istream& getline(istream& is, string& str, char delim) | Extracts a string from is and appends it to str . If delim is found in the string, input is stopped. |
| | istream& getline(istream& is, string& str) | Extracts a string from is and appends it to str . If a new-line character is detected, input is stopped. |

- string operator+(const string& lhs, const string& rhs)
 string operator+(const char* lhs, const string& rhs)
 string operator+(char lhs, const string& rhs)
 string operator+(const string& lhs, const char* rhs)
 string operator+(const string& lhs, char rhs)

Appends the string (characters) of **lhs** with the strings (characters) of **rhs**, creates an object and stores the string in the object.

Return value: Object where the linked strings are stored
- bool operator==(const string& lhs, const string& rhs)
 bool operator==(const char* lhs, const string& rhs)
 bool operator==(const string& lhs, const char* rhs)

Compares the string of **lhs** with the string of **rhs**.

Return value: If the strings are the same: **true**
 If the strings are different: **false**

3. `bool operator!=(const string& lhs, const string& rhs)`
`bool operator!=(const char* lhs, const string& rhs)`
`bool operator!=(const string& lhs, const char* rhs)`
Compares the string of **lhs** with the string of **rhs**.
Return value: If the strings are the same: **false**
 If the strings are different: **true**
4. `bool operator<(const string& lhs, const string& rhs)`
`bool operator<(const char* lhs, const string& rhs)`
`bool operator<(const string& lhs, const char* rhs)`
Compares the string length of **lhs** with the string length of **rhs**.
Return value: If **lhs.s_len** < **rhs.s_len**: **true**
 If **lhs.s_len** >= **rhs.s_len**: **false**
5. `bool operator>(const string& lhs, const string& rhs)`
`bool operator>(const char* lhs, const string& rhs)`
`bool operator>(const string& lhs, const char* rhs)`
Compares the string length of **lhs** with the string length of **rhs**.
Return value: If **lhs.s_len** > **rhs.s_len**: **true**
 If **lhs.s_len** <= **rhs.s_len**: **false**
6. `bool operator<=(const string& lhs, const string& rhs)`
`bool operator<=(const char* lhs, const string& rhs)`
`bool operator<=(const string& lhs, const char* rhs)`
Compares the string length of **lhs** with the string length of **rhs**.
Return value: If **lhs.s_len** <= **rhs.s_len**: **true**
 If **lhs.s_len** > **rhs.s_len**: **false**
7. `bool operator>=(const string& lhs, const string& rhs)`
`bool operator>=(const char* lhs, const string& rhs)`
`bool operator>=(const string& lhs, const char* rhs)`
Compares the string length of **lhs** with the string length of **rhs**.
Return value: If **lhs.s_len** >= **rhs.s_len**: **true**
 If **lhs.s_len** < **rhs.s_len**: **false**
8. `void swap(string& lhs, string& rhs)`
Swaps the string of **lhs** with the string of **rhs**.

9. `istream& operator>>(istream& is, string& str)`
Extracts a string to **str**.
Return value: **is**

10. `ostream& operator<<(ostream& os, const string& str)`
Inserts string **str**.
Return value: **os**

11. `istream& getline(istream& is, string& str, char delim)`
Extracts a string from **is** and appends it to **str**.
If **delim** is found in the string, the input is stopped.
Return value: **is**

12. `istream& getline(istream& is, string& str)`
Extracts a string from **is** and appends it to **str**.
If a new-line character is found, the input is stopped.
Return value: **is**

9.3.3 Reentrant Library

A library generated by using the **reent** option of the standard library generator is able to execute all reentrants except for the **rand** and **srand** functions.

Table 9.39 lists libraries that are reentrant when the **reent** option is not specified. A function that is marked with Δ in the table sets the **errno** variable. Such a function can be assumed to be reentrant unless a program refers to **errno**.

Table 9.39 Reentrant Library List

| Standard Include File | Function Name | Reentrant | Standard Include File | Function Name | Reentrant |
|-----------------------|---------------|-----------|-----------------------|---------------|-----------|
| stddef.h | offsetof | O | math.h | frexp | Δ |
| assert.h | assert | X | | ldexp | Δ |
| ctype.h | isalnum | O | | log | Δ |
| | isalpha | O | | log10 | Δ |
| | iscntrl | O | | modf | Δ |
| | isdigit | O | | pow | Δ |
| | isgraph | O | | sqrt | Δ |
| | islower | O | | ceil | Δ |
| | isprint | O | | fabs | Δ |
| | ispunct | O | | floor | Δ |
| | isspace | O | | fmod | Δ |
| | isupper | O | mathf.h | acosf | Δ |
| | isxdigit | O | | asinf | Δ |
| | tolower | O | | atanf | Δ |
| | toupper | O | | atan2f | Δ |
| | math.h | acos | Δ | | cosf |
| asin | | Δ | | sinf | Δ |
| atan | | Δ | | tanf | Δ |
| atan2 | | Δ | | coshf | Δ |
| cos | | Δ | | sinhf | Δ |
| sin | | Δ | | tanhf | Δ |
| tan | | Δ | | expf | Δ |
| cosh | | Δ | | frexpf | Δ |
| sinh | | Δ | | ldexpf | Δ |
| tanh | | Δ | | logf | Δ |
| exp | | Δ | | log10f | Δ |

| Standard Include File | Function Name | Reentrant | Standard Include File | Function Name | Reentrant |
|-----------------------|---------------|-----------|-----------------------|---------------|-----------|
| mathf.h | modff | Δ | stdio.h | fputs | X |
| | powf | Δ | | getc | X |
| | sqrtf | Δ | | getchar | X |
| | ceilf | Δ | | gets | X |
| | fabsf | Δ | | putc | X |
| | floorf | Δ | | putchar | X |
| | fmodf | Δ | | puts | X |
| setjmp.h | setjmp | O | ungetc | X | |
| | longjmp | O | fread | X | |
| stdarg.h | va_start | O | fwrite | X | |
| | va_arg | O | fseek | X | |
| | va_end | O | ftell | X | |
| stdio.h | fclose | X | rewind | X | |
| | fflush | X | clearerr | X | |
| | fopen | X | feof | X | |
| | freopen | X | ferror | X | |
| | setbuf | X | perror | X | |
| | setvbuf | X | stdlib.h | atof | Δ |
| | fprintf | X | | atoi | Δ |
| | fscanf | X | | atol | Δ |
| | printf | X | | atoll | Δ |
| | scanf | X | | strtod | Δ |
| | sprintf | Δ | | strtol | Δ |
| | sscanf | Δ | | strtoul | Δ |
| | vfprintf | X | | strtoll | Δ |
| | vprintf | X | | strtoull | Δ |
| | vsprintf | Δ | | rand | X |
| | fgetc | X | srand | X | |
| | fgets | X | calloc | X | |
| fputc | X | free | X | | |

| Standard Include File | Function Name | Reentrant | Standard Include File | Function Name | Reentrant |
|-----------------------|---------------|-----------|-----------------------|---------------|-----------|
| stdlib.h | malloc | X | string.h | memcmp | O |
| | realloc | X | | strcmp | O |
| | bsearch | O | | strncmp | O |
| | qsort | O | | memchr | O |
| | abs | O | | strchr | O |
| | div | Δ | | strcspn | O |
| string.h | labs | O | | strpbrk | O |
| | llabs | O | | strchr | O |
| | ldiv | Δ | | strspn | O |
| | lldiv | Δ | | strstr | O |
| | memcpy | O | | strtok | X |
| | strcpy | O | | memset | O |
| | strncpy | O | | strerror | O |
| | strcat | O | | strlen | O |
| | strncat | O | | memmove | O |

Reentrant column: O: Reentrant
 X: Non-reentrant
 Δ: **errno** is set.

9.3.4 Unsupported Libraries

Table 9.40 lists the libraries which are specified in the C language specifications but not supported by this compiler.

Table 9.40 Unsupported Libraries

| No. | Header File | Library Names |
|-----|------------------------|---|
| 1 | locale.h* ¹ | setlocale, localeconv |
| 2 | signal.h* ¹ | signal, raise |
| 3 | stdio.h | remove, rename, tmpfile, tmpnam, fgetpos, fsetpos |
| 4 | stdlib.h | abort, atexit, exit, _Exit, getenv, system, mblen, mbtowc, wctomb, mbstowcs, wcstombs |
| 5 | string.h | strcoll, strxfrm |
| 6 | time.h | clock, difftime, mktime, time, asctime, ctime, gmtime, localtime, strftime |
| 7 | wctype.h | iswalnum, iswalph, iswblank, iswcntrl, iswdigit, iswgraph, iswlower, iswprintf, iswpunct, iswspace, iswupper, iswxdigit, iswctype, wctype, towlower, towupper, towctrans, wctrans |
| 8 | wchar.h | wcsftime, wcscoll, wcsxfrm, wctob, mbrtowc, wctomb, mbsrtowcs, wcsrtombs |

Note: 1. The header file is not supported.

Section 10 Assembly Language Specifications

10.1 Coding Rules

10.1.1 Reserved Words

The assembler handles the same strings as assembler directives and mnemonics as reserved words. These reserved words have special functions and they cannot be used as label names or symbol names in assembly-language files. They are not case-sensitive; for example, "ABS" and "abs" are the same reserved word.

Reserved words are classified into the following types.

(1) Assembler directives

All assembler directives and all strings that begin with a period (.).

(2) Mnemonics

All mnemonics of the RX Family.

(3) Register and flag names

All register and flag names of the RX family.

(4) Operators

All operators described in this section.

(5) System labels

A system label is a name that begins with two periods and is generated by the assembler. All system labels are handled as reserved words.

10.1.2 Names

Desired names can be defined and used in assembly-language files.

Names are classified into the following types.

Table 10.1 Types of Name

| Type | Description |
|----------------------|--|
| Label name | A name having an address as its value. |
| Symbol name | A name having a constant as its value (the name of a label is also included). |
| Section name | The name of a section that is defined through the .SECTION directive. |
| Location symbol name | The start address of the operation in a line including a location symbol (\$). |
| Macro name | Macro definition name |

Rules for Names:

- There is no limitation on the number of characters in a name.
- Names are case-sensitive; "LAB" and "Lab" are handled as different names.
- An underscore (_) and a dollar sign (\$) can be used in names.
- The first character in a name must not be a digit.
- Any reserved word must not be used as a name.

Note: Flag names (U, I, O, S, Z, and C), which are reserved words, can be used only for section names.

10.1.3 Mnemonic Line Format

The following shows the mnemonic line format.

[label][operation[Δoperand(s)]] [comment]

Coding example:

```

LABEL1:   MOV.L   [R1], R2   ; Example of a mnemonic.
  ↑         ↑
  Label    Operation
  
```

(1) Label

Define a name for the address of the mnemonic line.

(2) Operation

Write a mnemonic or a directive.

(3) Operand(s)

Write the object(s) of the operation. The number of operands and their types depend on the operation. Some operations do not require any operands.

(4) Comment

Write notes or explanations that make the program easier to understand.

10.1.4 Coding of Labels

Be sure to append a colon (:) to the end of a label.

- Example

```
LABEL1 :
```

Defining a symbol name which is the same as that of an existing section is not possible. If a section and symbol with the same name are defined, the section name will be effective, but the symbol name will lead to an A2118 error.

10.1.5 Coding of Operation

- Format

mnemonic [size specifier (branch distance specifier)]

- Description

An instruction consists of the following two elements.

(1) Mnemonic: Specifies the operation of the instruction.

(2) Size specifier: Specifies the size of the data which undergoes the operation.

(1) Mnemonic

A mnemonic specifies the operation of the instruction.

Example:

MOV: Transfer instruction

ADD: Arithmetic instruction (addition instruction)

(2) Size Specifier

A size specifier specifies the size of the operand(s) in the instruction code.

- Format
.size
- Description
A size specifier specifies the operation size of the operand(s). More exactly, it specifies the size of data to be read to execute the instruction. The following can be specified as **size**.

Table 10.2 Size Specifiers

| size | Description |
|-------------|--------------------|
| B | Byte (8 bits) |
| W | Word (16 bits) |
| L | Longword (32 bits) |

A size specifier can be written in either uppercase or lowercase.

Example: `MOV.B #0, R3 ...` Specifies the byte size.

Size specifiers can be and must be used for the instructions whose mnemonics are suffixed with ".size" in the Instruction Format description of the RX Family Software Manual.

(3) Branch Distance Specifier

Branch distance specifiers are used in branch and relative subroutine branch instructions.

- Format
.length
- Description
The following can be specified as **length**.

Table 10.3 Branch Distance Specifiers

| length | Description | |
|--------|---------------------------|------------------------------|
| S | 3-bit PC forward relative | (+3 to +10) |
| B | 8-bit PC relative | (-128 to +127) |
| W | 16-bit PC relative | (-32768 to +32767) |
| A | 24-bit PC relative | (-8388608 to +8388607) |
| L | Register relative | (-2147483648 to +2147183647) |

A distance specifier can be written either in uppercase or lowercase.

Examples:

`BRA.W label ...` Specifies 16-bit relative.

`BRA.L R1 ...` Specifies register relative.

This specifier can be omitted. When the specifier is omitted, the assembler automatically selects the distance from among **S**, **B**, **W**, and **A** to generate the smallest opcode when the following conditions are all satisfied.

- (1) The operand is not a register.
- (2) The operand specifies the destination for which the branch distance is determined at assembly.

Examples: Label + value determined at assembly
 Label - value determined at assembly
 Value determined at assembly + label

- (3) The label of the operand is defined within the same section.

Note that when a register is specified as the operand, branch distance specifier **L** is selected.

For a conditional branch instruction, if the branch distance is beyond the allowed range, a code is generated by inverting the branch condition.

The following shows the branch distance specifiers that can be used in each instruction.

Table 10.4 Branch Distance Specifiers for Each Branch Instruction

| Instruction | | .S | .B | .W | .A | .L |
|--------------------|----------------|-----------|-----------|-----------|-----------|-----------|
| BCnd | (Cnd = EQ/Z) | Allowed | Allowed | Allowed | × | × |
| | (Cnd = NE/NZ) | Allowed | Allowed | Allowed | × | × |
| | (Cnd = others) | × | Allowed | × | × | × |
| BRA | | Allowed | Allowed | Allowed | Allowed | Allowed |
| BSR | | × | × | Allowed | Allowed | Allowed |

10.1.6 Coding of Operands

(1) Numeric Value

Five types of numeric values described below can be written in programs.

The written values are handled as 32-bit signed values (except floating-point values).

(a) Binary Number

Use digits 0 and 1, and append B or b as a suffix.

- Examples
1011000B
1011000b

(b) Octal Number

Use digits 0 to 7, and append O or o as a suffix.

- Examples
60702O
60702o

(c) Decimal Number

Use digits 0 to 9.

- Example
9243

(d) Hexadecimal Number

Use digits 0 to 9 and letters A to F and a to f, and append H or h as a suffix.

When starting with a letter, append 0 as a prefix.

- Examples
0A5FH
5FH
0a5fh

5fh

(e) Floating-Point Number

A floating-point number can be written only as the operand of the **.FLOAT** or **.DOUBLE** directive.

No floating-point number can be used in expressions.

The following range of values can be written as floating-point numbers.

FLOAT (32 bits): $1.17549435 \times 10^{-38}$ to $3.40282347 \times 10^{38}$

DOUBLE (64 bits): $2.2250738585072014 \times 10^{-308}$ to $1.7976931348623157 \times 10^{308}$

- Format
(mantissa)E(exponent)
(mantissa)e(exponent)
- Examples
3.4E35 ; 3.4×10**35
3.4e-35 ; 3.4×10**-35
-.5E20 ; -0.5×10**20
5e-20 ; 5.0×10**-20

(2) Expression

A combination of numeric values, symbols, and operators can be written as an expression.

- A space character or a tab can be inserted between an operator and a numeric value.
- Multiple operators can be used in combination.
- When using an expression as a symbol value, make sure that the value of the expression is determined at assembly.
- A character constant must not be used as a term of an expression.
- The expression value as a result of operation must be within the range from -2147483648 to 2147483647. The assembler does not check if the result is outside this range.

(a) Operator

The following is a list of the operators that can be written in programs.

- Unary operators

Table 10.5 Unary Operators

| Operator | Function |
|----------|---|
| + | Handles the value that follows the operator as a positive value. |
| - | Handles the value that follows the operator as a negative value. |
| ~ | Logically negates the value that follows the operator. |
| SIZEOF | Handles the size (bytes) of the section specified in the operand as a value. |
| TOPOF | Handles the start address of the section specified in the operand as a value. |

Be sure to insert a space character or a tab between the operand and **SIZEOF** or **TOPOF**.

Example: `SIZEOF program`

- Binary operators

Table 10.6 Binary Operators

| Operator | Function |
|----------|---|
| + | Adds the lvalue and rvalue. |
| - | Subtracts the rvalue from the lvalue. |
| * | Multiplies the lvalue and rvalue. |
| / | Divides the lvalue by the rvalue. |
| % | Obtains the remainder by dividing the lvalue by the rvalue. |
| >> | Shifts the lvalue to the right by the number of bits specified by the rvalue. |
| << | Shifts the lvalue to the left by the number of bits specified by the rvalue. |
| & | Logically ANDs the lvalue and rvalue in bitwise. |
| | Logically (inclusively) ORs the lvalue and rvalue in bitwise. |
| ^ | Exclusively ORs the lvalue and rvalue in bitwise. |

- Conditional operators

A conditional operator can be used only in the operand of the **.IF** or **.ELIF** directive.

Table 10.7 Conditional Operators

| Operator | Function |
|----------|---|
| > | Evaluates if the lvalue is greater than the rvalue. |
| < | Evaluates if the lvalue is smaller than the rvalue. |
| >= | Evaluates if the lvalue is equal to or greater than the rvalue. |
| <= | Evaluates if the lvalue is equal to or smaller than the rvalue. |
| == | Evaluates if the lvalue is equal to the rvalue. |
| != | Evaluates if the lvalue is not equal to the rvalue. |

- Precedence designation operator

Table 10.8 Precedence Designation Operator

| Operator | Function |
|----------|--|
| () | An operation enclosed within () takes precedence. If multiple pairs of parentheses are used in an expression, the left pair is given precedence over the right pair. Parentheses can be nested. |

(b) Order of Expression Evaluation

The expression in an operand is evaluated in accordance with the following precedence and the resultant value is handled as the operand value.

- The operators are evaluated in the order of their precedence. The operator precedence is shown in the following table.
- Operators having the same precedence are evaluated from left to right.
- An operation enclosed within parentheses takes the highest precedence.

Table 10.9 Order of Expression Evaluation

| Precedence | Operator Type | Operator |
|------------|---------------------------------|-------------------------|
| 1 | Precedence designation operator | () |
| 2 | Unary operator | +, -, ~, sizeof, sizeof |
| 3 | Binary operator 1 | *, /, % |
| 4 | Binary operator 2 | +, - |
| 5 | Binary operator 3 | >>, << |
| 6 | Binary operator 4 | & |
| 7 | Binary operator 5 | !, ^ |
| 8 | Conditional operator | >, <, >=, <=, ==, != |

(3) Addressing Mode

The following three types of addressing mode can be specified in operands.

(a) General Instruction Addressing

- Register direct

The specified register is the object of operation. R0 to R15 and SP can be specified. SP is assumed as R0 (R0 = SP).

Rn (Rn=R0 to R15, SP)

Example:

```
ADD R1, R2
```

- Immediate

#imm indicates an immediate integer.

#uimm indicates an immediate unsigned integer.

#simm indicates an immediate signed integer.

#imm:n, **#uimm:n**, and **#simm:n** indicate an n-bit immediate value.

#imm:8, **#uimm:8**, **#simm:8**, **#imm:16**, **#simm:16**, **#simm:24**, **#imm:32**

Note: The value of **#uimm:8** in the **RTSD** instruction must be determined.

Example:

```
MOV.L #-100, R2 ; #simm:8
```

- Register indirect

The value in the register indicates the effective address of the object of operation. The effective address range is 00000000h to FFFFFFFFh.

[Rn] (Rn=R0 to R15, SP)

Example:

```
ADD [R1], R2
```

- Register relative

The effective address of the object of operation is the sum of the displacement (**dsp**) after zero-extension to 32 bits and the register value. The effective address range is 00000000h to FFFFFFFFh. **dsp:n** represents an n-bit displacement.

Specify a **dsp** value scaled with the following rules. The assembler restores it to the value before scaling and embeds it into the instruction bit pattern.

Table 10.10 Scaling Rules of dsp Value

| Instruction | Rule |
|---|---|
| Transfer instruction using a size specifier | Multiply by 1, 2, or 4 according to the size specifier (.B , .W , or .L) |
| Arithmetic/logic instruction using a size extension specifier | Multiply by 1, 1, 2, 2, or 4 according to the size extension specifier (.B , .UB , .W , .UW , or .L) |
| Bit manipulation instruction | Multiply by 1 |
| Others | Multiply by 4 |

dsp:8[Rn], dsp:16[Rn] (Rn=R0 to R15, SP)

Example:

```
ADD 400[R1], R2 ; dsp:8[Rn] (400/4 = 100)
```

When the size specifier is **W** or **L** but the address is not a multiple of 2 or 4:

if the value is determined at assembly: Error at assembly

if the value is not determined at assembly: Error at linkage

(b) Extended Instruction Addressing

- Short immediate

The immediate value specified by **#imm** is the object of operation. When the immediate value is not determined at assembly, an error will be output.

#imm:1

This addressing mode is used only for **src** in the DSP function instruction (**RACW**). 1 or 2 can be specified as an immediate value.

Example:

```
RACW #1 ; RACW #imm:1
```

#imm:2

The 2-bit immediate value specified by **#imm** is the object of operation. This addressing mode is only used to specify the coprocessor number in coprocessor instructions (**MVFCP**, **MVTCP**, and **OPECP**).

Example:

```
MVTCP #3, R1, #4:16 ; MVTCP #imm:2, Rn, #imm:16
```

#imm:3

The 3-bit immediate value specified by **#imm** is the object of operation. This addressing mode is used to specify the bit number in bit manipulation instructions (**BCLR**, **BMCnd**, **BNOT**, **BSET**, and **BTST**).

Example:

```
BSET #7, R10 ; BSET #imm:3, Rn
```

#imm:4

When using this addressing mode in the source statements of the **ADD**, **AND**, **CMP**, **MOV**, **MUL**, **OR**, and **SUB** instructions, the object of operation is obtained by zero-extension of the 4-bit immediate value specified by **#imm** to 32 bits.

When using this addressing mode to specify the interrupt priority level in the **MVTIPL** instruction, the object of operation is the 4-bit immediate value specified by **#imm**.

Example:

```
ADD #15, R8 ; ADD #imm:4, Rn
```

#imm:5

The 5-bit immediate value specified by **#imm** is the object of operation. This addressing mode is used to specify the bit number in bit manipulation instructions (**BCLR**, **BMCnd**, **BNOT**, **BSET**, and **BTST**), the number of bits shifted in shift instructions (**SHAR**, **SLL**, and **SHLR**), and the number of bits rotated in rotate instructions (**ROTL** and **ROTR**).

Example:

```
BSET #31, R10 ; BSET #imm:5, Rn
```

- Short register relative

The effective address of the object of operation is the sum of the 5-bit displacement (**dsp**) after zero-extension to 32 bits and the register value. The effective address range is 00000000h to FFFFFFFFh.

Specify a **dsp** value respectively multiplied by 1, 2, or 4 according to the size specifier (**.B**, **.W**, or **.L**). The assembler restores it to the value before scaling and embeds it into the instruction bit pattern. When the **dsp** value is not determined at assembly, an error will be output. This addressing mode is used only in the **MOV** and **MOVU** instructions.

dsp:5[Rn] (Rn=R0 to R7, SP)

Example:

```
MOV.L R3,124[R1]; dsp:5[Rn] (124/4 = 31)
```

Note: The other operand (**src** or **dest**) should also be R0 to R7.

- Post-increment register indirect
1, 2, or 4 is respectively added to the register value according to the size specifier (**.B**, **.W**, or **.L**). The register value before increment is the effective address of the object of operation. The effective address range is 00000000h to FFFFFFFFh. This addressing mode is used only in the **MOV** and **MOVU** instructions.

[Rn+] (Rn=R0 to R15, SP)

Example:

```
MOV.L [R3+],R1
```

- Pre-decrement register indirect
1, 2, or 4 is respectively subtracted from the register value according to the size specifier (**.B**, **.W**, or **.L**). The register value after decrement is the effective address of the object of operation. The effective address range is 00000000h to FFFFFFFFh. This addressing mode is used only in the **MOV** and **MOVU** instructions.

[-Rn] (Rn=R0 to R15, SP)

Example:

```
MOV.L [-R3],R1
```

- Indexed register indirect
The effective address of the object of operation is the least significant 32 bits of the sum of the value in the index register (**Ri**) after multiplication by 1, 2, or 4 according to the size specifier (**.B**, **.W**, or **.L**) and the value in the base register (**Rb**). The effective address range is 00000000h to FFFFFFFFh. This addressing mode is used only in the **MOV** and **MOVU** instructions.

[Ri,Rb] (Ri=R0 to R15, SP) (Rb=R0 to R15, SP)

Examples:

```
MOV.L [R3,R1],R2
```

```
MOV.L R3, [R1,R2]
```

(c) Specific Instruction Addressing

- Control register direct

The specified control register is the object of operation.

This addressing mode is used only in the **MVTC**, **POPC**, **PUSHC**, and **MVFC** instructions.

PSW, FPSW, USP, ISP, INTB, BPSW, BPC, FINTV, PC, CPEN

Example:

```
STC PSW,R2
```

- PSW direct

The specified flag or bit is the object of operation. This addressing mode is used only in the **CLRPSW** and **SETPSW** instructions.

U, I, O, S, Z, C

Example:

```
CLRPSW U
```

- Program counter relative

This addressing mode is used to specify the branch destination in the branch instruction.

Rn (Rn=R0 to R15, SP)

The effective address is the signed sum of the program counter value and the Rn value. The range of the Rn value is -2147483648 to 2147483647 . The effective address range is $00000000h$ to $FFFFFFFFh$. This addressing mode is used in the **BRA(.L)** and **BSR(.L)** instructions.

label(PC + pcdsp:3)

This specifies the destination address of a branch instruction. The specified symbol or value indicates the effective address.

The assembler subtracts the program counter value from the specified branch destination address and embeds it into the instruction bit pattern as a displacement (**pcdsp**).

When the branch distance specifier is **.S**, the effective address is the least significant 32 bits of the unsigned sum of the program counter value and the displacement value.

The range of **pcdsp** is $3 \leq \text{pcdsp} \leq 10$.

The effective address range is 00000000h to FFFFFFFFh. This addressing mode is used only in the **BRA** and **BCnd** (only for **Cnd == EQ, NE, Z, or NZ**) instructions.

label(PC + pcdsp:8/pcdsp:16/pcdsp:24)

This specifies the destination address of a branch instruction. The specified symbol or value indicates the effective address.

The assembler subtracts the program counter value from the specified branch destination address and embeds it into the instruction bit pattern as a displacement (**pcdsp**).

When the branch distance specifier is **.B**, **.W**, or **.A**, the effective address is the least significant 32 bits of the signed sum of the program counter value and the displacement value. The range of **pcdsp** is as follows.

For **.B**: $-128 \leq \text{pcdsp}:8 \leq +127$

For **.W**: $-32768 \leq \text{pcdsp}:16 \leq +32767$

For **.A**: $-8388608 \leq \text{pcdsp}:24 \leq +8388607$

The effective address range is 00000000h to FFFFFFFFh.

(4) Bit Length Specifier

A bit length specifier specifies the size of the immediate value or displacement in the operand.

- Format
:width

- Description

This specifier should be appended immediately after the immediate value or displacement specified in the operand.

The assembler selects an addressing mode according to the specified size.

When this specifier is omitted, the assembler selects the optimum bit length for code efficiency.

When specified, the assembler does not select the optimum size but uses the specified size.

This specifier must not be used for operands of assembler directives.

One or more space characters can be inserted between an immediate value or a displacement and this specifier.

When a size specified for an instruction is not allowed for that instruction, an error will be output.

The following can be specified as **width**.

2: Indicates an effective length of one bit.

#imm:2

3: Indicates an effective length of three bits.

#imm:3

4: Indicates an effective length of four bits.

#imm:4

5: Indicates an effective length of five bits.

#imm:5, dsp:5

8: Indicates an effective length of eight bits.

#uimm:8, #simm:8, dsp:8

16: Indicates an effective length of 16 bits.

#uimm:16, #simm:16, dsp:16

24: Indicates an effective length of 24 bits.

#simm:24

32: Indicates an effective length of 32 bits.

#imm:32

(5) Size Extension Specifier

A size extension specifier specifies the size of a memory operand and the type of extension when memory is specified as the source operand of an arithmetic/logic instruction.

- Format
.memex

- Description

This specifier should be appended immediately after a memory operand and no space character should be inserted between them.

Size extension specifiers are valid only for combinations of specific instructions and memory operands; if a size extension specifier is used for an invalid combination of instruction and operand, an error will be output.

Valid combinations are indicated by ".memex" appended after the source operands in the Instruction Format description of the RX Family Software Manual.

When this specifier is omitted, the assembler assumes **B** for bit manipulation instructions or assumes **L** for other instructions.

The following shows available size extension specifiers and their function.

Table 10.11 Size Extension Specifiers

| Size Extension Specifier | Function |
|--------------------------|--|
| B | Sign extension of 8-bit data into 32 bits |
| UB | Zero extension of 8-bit data into 32 bits |
| W | Sign extension of 16-bit data into 32 bits |
| UW | Zero extension of 16-bit data into 32 bits |
| L | 32-bit data loading |

Examples:

```
ADD [R1].B, R2
AND 125[R1].UB, R2
```

10.1.7 Coding of Comments

A comment is written after a semicolon (;). The assembler regards all characters from the semicolon to the end of the line as a comment.

Example:

```
ADD R1, R2 ; Adds R1 to R2.
```

10.2 Optimum Instruction Selection

10.2.1 Selection of Optimum Instruction Format

Some of the RX Family microcontroller instructions provide multiple instruction formats for an identical single processing.

The assembler selects the optimum instruction format that generates the shortest code according to the instruction and addressing mode specifications.

(1) Immediate Value

For an instruction having an immediate value as an operand, the assembler selects the optimum one of the available addressing modes according to the range of the immediate value specified as the operand. The following shows the immediate value ranges in the order of priority.

Table 10.12 Ranges of Immediate Values

| #imm | Decimal Notation | Hexadecimal Notation |
|----------|---------------------------|--------------------------|
| #imm:1 | 1 to 2 | 1H to 2H |
| #imm:2 | 0 to 3 | 0H to 3H |
| #imm:3 | 0 to 7 | 0H to 7H |
| #imm:4 | 0 to 15 | 0H to 0FH |
| #imm:5 | 0 to 31 | 0H to 1FH |
| #imm:8 | -128 to 255 | -80H to 0FFH |
| #uimm:8 | 0 to 255 | 0H to 0FFH |
| #simm:8 | -128 to 127 | -80H to 7FH |
| #imm:16 | -32768 to 65535 | -8000H to 0FFFFH |
| #simm:16 | -32768 to 32767 | -8000H to 7FFFH |
| #simm:24 | -8388608 to 8388607 | -800000H to 7FFFFFFH |
| #imm:32 | -2147483648 to 4294967295 | -80000000H to 0FFFFFFFFH |

Notes: 1. Hexadecimal values can also be written in 32 bits.

Example: Decimal "-127" = hexadecimal "-7FH" can be written as "0FFFFFF81H".

2. The #imm range for **src** in the **INT** instruction is 0 to 255.

3. The #imm range for **src** in the **RTSD** instruction is four times the #uimm:8 range.

(2) ADC and SBB Instructions

The following shows the **ADC** and **SBB** instruction formats and operands for which the assembler selects the optimum code, in the order of selection priority.

Note: The following table does not show the instruction formats and operands for which code selection is not optimized. When the processing size is not shown in the table, **L** is assumed.

Table 10.13 Instruction Formats of ADC and SBB Instructions

| Instruction Format | Target of Optimum Selection | | | Code Size [Bytes] |
|--------------------|-----------------------------|------|------|----------------------|
| | src | src2 | dest | |
| ADC src,dest | #simm:8 | — | Rd | 4 |
| | #simm:16 | — | Rd | 5 |
| | #simm:24 | — | Rd | 6 |
| | #imm:32 | — | Rd | 7 |
| ADC/SBB src,dest | dsp:8[Rs].L | — | Rd | 4 |
| | dsp:16[Rs].L | — | Rd | 5 |

In the **SBB** instruction, an immediate value is not allowed for **src**.

(3) ADD Instruction

The following shows the **ADD** instruction formats and operands for which the assembler selects the optimum code, in the order of selection priority.

Table 10.14 Instruction Formats of ADD Instruction

| Instruction Format | Target of Optimum Selection | | | Code Size |
|-----------------------|-----------------------------|------|------|--------------------------------|
| | src | src2 | dest | [Bytes] |
| (1) ADD src,dest | #uimm:4 | — | Rd | 2 |
| | #simm:8 | — | Rd | 3 |
| | #simm:16 | — | Rd | 4 |
| | #simm:24 | — | Rd | 5 |
| | #imm:32 | — | Rd | 6 |
| | dsp:8[Rs].memex | — | Rd | 3 (memex = UB), 4 (memex ≠ UB) |
| | dsp:16[Rs].memex | — | Rd | 4 (memex = UB), 5 (memex ≠ UB) |
| (2) ADD src,src2,dest | #simm:8 | Rs | Rd | 3 |
| | #simm:16 | Rs | Rd | 4 |
| | #simm:24 | Rs | Rd | 5 |
| | #imm:32 | Rs | Rd | 6 |

(4) AND, OR, SUB, and MUL Instructions

The following shows the **AND**, **OR**, **SUB**, and **MUL** instruction formats and operands for which the assembler selects the optimum code, in the order of selection priority.

Table 10.15 Instruction Formats of AND, OR, SUB, and MUL Instructions

| Instruction Format | Target of Optimum Selection | | | Code Size [Bytes] |
|--------------------|-----------------------------|------|------|--------------------------------|
| | src | src2 | dest | |
| AND/OR/SUB/MUL | #uimm:4 | — | Rd | 2 |
| src,dest | #simm:8 | — | Rd | 3 |
| | #simm:16 | — | Rd | 4 |
| | #simm:24 | — | Rd | 5 |
| | #imm:32 | — | Rd | 6 |
| | dsp:8[Rs].memex | — | Rd | 3 (memex = UB), 4 (memex ≠ UB) |
| | dsp:16[Rs].memex | — | Rd | 4 (memex = UB), 5 (memex ≠ UB) |

In the **SUB** instruction, **#simm:8/16/24** and **#imm:32** are not allowed for **src**.

(5) BMCnd Instruction

The following shows the **BMCnd** instruction formats and operands for which the assembler selects the optimum code, in the order of selection priority.

Table 10.16 Instruction Formats of BMCnd Instruction

| Instruction Format | Processing Size | Target of Optimum Selection | | | Code Size [Bytes] |
|--------------------|--------------------|-----------------------------|------|--------------|----------------------|
| | | src | src2 | dest | |
| BMCnd src,dest | B | #imm:3 | — | dsp:8[Rs].B | 4 |
| | B | #imm:3 | — | dsp:16[Rs].B | 5 |

(6) CMP Instruction

The following shows the **CMP** instruction formats and operands for which the assembler selects the optimum code, in the order of selection priority.

Table 10.17 Instruction Formats of CMP Instruction

| Instruction Format | Processing Size | Target of Optimum Selection | | | Code Size [Bytes] |
|--------------------|-----------------|-----------------------------|------|------|-----------------------------------|
| | | src | src2 | dest | |
| CMP src,src2 | L | #uimm:4 | Rd | — | 2 |
| | L | #uimm:8 | Rd | — | 3 |
| | L | #simm:8 | Rd | — | 3 |
| | L | #simm:16 | Rd | — | 4 |
| | L | #simm:24 | Rd | — | 5 |
| | L | #imm:32 | Rd | — | 6 |
| | L | dsp:8[Rs].memex | Rd | — | 3 (memex = UB), 4 (memex ≠ UB) |
| | L | dsp:16[Rs].memex | Rd | — | 4 (memex = UB), 5 (memex ≠ UB) |

(7) DIV, DIVU, EMUL, EMULU, ITOF, MAX, MIN, TST, and XOR Instructions

The following shows the **DIV**, **DIVU**, **EMUL**, **EMULU**, **ITOF**, **MAX**, **MIN**, **MUL**, **TST**, and **XOR** instruction formats and operands for which the assembler selects the optimum code, in the order of selection priority.

Table 10.18 Instruction Formats of DIV, DIVU, EMUL, EMULU, ITOF, MAX, MIN, TST, and XOR Instructions

| Instruction Format | Target of Optimum Selection | | | Code Size [Bytes] |
|--------------------|-----------------------------|------|------|--------------------------------|
| | src | src2 | dest | |
| DIV/DIVU/ | #simm:8 | — | Rd | 4 |
| EMUL/EMULU/ITOF/ | #simm:16 | — | Rd | 5 |
| MAX/MIN/TST/XOR | #simm:24 | — | Rd | 6 |
| src,dest | #imm:32 | — | Rd | 7 |
| | dsp:8[Rs].memex | — | Rd | 4 (memex = UB), 5 (memex ≠ UB) |
| | dsp:16[Rs].memex | — | Rd | 5 (memex = UB), 6 (memex ≠ UB) |

In the **ITOF** instruction, **#simm:8/16/24** and **#imm:32** are not allowed for **src**.

(8) FADD, FCMP, FDIV, FMUL, and FTOI Instructions

The following shows the **FADD**, **FCMP**, **FDIV**, **FMUL**, and **FTOI** instruction formats and operands for which the assembler selects the optimum code, in the order of selection priority.

Table 10.19 Instruction Formats of FADD, FCMP, FDIV, FMUL, and FTOI Instructions

| Instruction Format | Target of Optimum Selection | | | Code Size [Bytes] |
|--------------------|-----------------------------|------|------|----------------------|
| | src | src2 | dest | |
| FADD/FCMP/FDIV/ | #imm:32 | — | Rd | 7 |
| FMUL/FTOI | dsp:8[Rs].L | — | Rd | 4 |
| src,dest | dsp:16[Rs].L | — | Rd | 5 |

In the **FTOI** instruction, **#imm:32** is not allowed for **src**.

(9) MVTC, STNZ, and STZ Instructions

The following shows the **MVTC**, **STNZ**, and **STZ** instruction formats and operands for which the assembler selects the optimum code, in the order of selection priority.

Table 10.20 Instruction Formats of MVTC, STNZ, and STZ Instructions

| Instruction Format | Target of Optimum Selection | | | Code Size [Bytes] |
|--------------------|-----------------------------|------|------|----------------------|
| | src | src2 | dest | |
| MVTC/STNZ/STZ | #simm:8 | — | Rd | 4 |
| src,dest | #simm:16 | — | Rd | 5 |
| | #simm:24 | — | Rd | 6 |
| | #imm:32 | — | Rd | 7 |

(10) MOV Instruction

The following shows the **MOV** instruction formats and operands for which the assembler selects the optimum code, in the order of selection priority.

Table 10.21 Instruction Formats of MOV Instruction

| Instruction Format | size | Processing Size | Target of Optimum Selection | | | Code Size [Bytes] |
|------------------------|-------|-----------------|-----------------------------|------|----------------------|-------------------|
| | | | src | src2 | dest | |
| MOV(.size) src,dest | B/W/L | size | Rs (Rs=R0-R7) | — | dsp:5[Rd] (Rd=R0-R7) | 2 |
| | B/W/L | L | dsp:5[Rs] (Rs=R0-R7) | — | Rd (Rd=R0-R7) | 2 |
| | B/W/L | L | #uimm:8 | — | dsp:5[Rd] (Rd=R0-R7) | 3 |
| | L | L | #uimm:4 | — | Rd | 2 |
| | L | L | #uimm:8 | — | Rd | 3 |
| | L | L | #simm:8 | — | Rd | 3 |
| | L | L | #simm:16 | — | Rd | 4 |
| | L | L | #simm:24 | — | Rd | 5 |
| | L | L | #imm:32 | — | Rd | 6 |
| | B | B | #imm:8 | — | [Rd] | 3 |
| | W/L | W/L | #simm:8 | — | [Rd] | 3 |
| | W | W | #imm:16 | — | [Rd] | 4 |
| | L | L | #simm:16 | — | [Rd] | 4 |
| | L | L | #simm:24 | — | [Rd] | 5 |
| | L | L | #imm:32 | — | [Rd] | 6 |
| | B | B | #imm:8 | — | dsp:8[Rd] | 4 |
| | W/L | W/L | #simm:8 | — | dsp:8[Rd] | 4 |
| | W | W | #imm:16 | — | dsp:8[Rd] | 5 |
| | L | L | #simm:16 | — | dsp:8[Rd] | 5 |
| | L | L | #simm:24 | — | dsp:8[Rd] | 6 |
| | L | L | #imm:32 | — | dsp:8[Rd] | 7 |
| | B | B | #imm:8 | — | dsp:16[Rd] | 5 |
| | W/L | W/L | #simm:8 | — | dsp:16[Rd] | 5 |
| | W | W | #imm:16 | — | dsp:16[Rd] | 6 |
| | L | L | #simm:16 | — | dsp:16[Rd] | 6 |

| Instruction Format | size | Processing Size | Target of Optimum Selection | | | Code Size [Bytes] |
|------------------------|-------|--------------------|-----------------------------|------|------------|-------------------------|
| | | | src | src2 | dest | |
| | L | L | #simm:24 | — | dsp:16[Rd] | 7 |
| MOV(.size) src,dest | L | L | #imm:32 | — | dsp:16[Rd] | 8 |
| | B/W/L | L | dsp:8[Rs] | — | Rd | 3 |
| | B/W/L | L | dsp:16[Rs] | — | Rd | 4 |
| | B/W/L | size | Rs | — | dsp:8[Rd] | 3 |
| | B/W/L | size | Rs | — | dsp:16[Rd] | 4 |
| | B/W/L | size | [Rs] | — | dsp:8[Rd] | 3 |
| | B/W/L | size | [Rs] | — | dsp:16[Rd] | 4 |
| | B/W/L | size | dsp:8[Rs] | — | [Rd] | 3 |
| | B/W/L | size | dsp:16[Rs] | — | [Rd] | 4 |
| | B/W/L | size | dsp:8[Rs] | — | dsp:8[Rd] | 4 |
| | B/W/L | size | dsp:8[Rs] | — | dsp:16[Rd] | 5 |
| | B/W/L | size | dsp:16[Rs] | — | dsp:8[Rd] | 5 |
| | B/W/L | size | dsp:16[Rs] | — | dsp:16[Rd] | 6 |

(11) MOVU Instruction

The following shows the **MOVU** instruction formats and operands for which the assembler selects the optimum code, in the order of selection priority.

Table 10.22 Instruction Formats of MOVU Instruction

| Instruction Format | size | Processing Size | Target of Optimum Selection | | | Code Size [Bytes] |
|-------------------------|------|--------------------|-----------------------------|------|---------------|-------------------------|
| | | | src | src2 | dest | |
| MOVU(.size) src,dest | B/W | L | dsp:5[Rs] (Rs=R0-R7) | — | Rd (Rd=R0-R7) | 2 |
| | B/W | L | dsp:8[Rs] | — | Rd | 3 |
| | B/W | L | dsp:16[Rs] | — | Rd | 4 |

(12) PUSH Instruction

The following shows the **PUSH** instruction formats and operands for which the assembler selects the optimum code, in the order of selection priority.

Table 10.23 Instruction Formats of PUSH Instruction

| Instruction Format | Target of Optimum Selection | | | Code Size [Bytes] |
|--------------------|-----------------------------|------|------|----------------------|
| | src | src2 | dest | |
| PUSH src | dsp:8[Rs] | — | — | 3 |
| | dsp:16[Rs] | — | — | 4 |

(13) ROUND Instruction

The following shows the **ROUND** instruction formats and operands for which the assembler selects the optimum code, in the order of selection priority.

Table 10.24 Instruction Formats of ROUND Instruction

| Instruction Format | Target of Optimum Selection | | | Code Size [Bytes] |
|--------------------|-----------------------------|------|------|----------------------|
| | src | src2 | dest | |
| ROUND src,dest | dsp:8[Rs] | — | Rd | 4 |
| | dsp:16[Rs] | — | Rd | 5 |

(14) SCCnd Instruction

The following shows the **SCCnd** instruction formats and operands for which the assembler selects the optimum code, in the order of selection priority.

Table 10.25 Instruction Formats of SCCnd Instruction

| Instruction Format | size | Target of Optimum Selection | | | Code Size [Bytes] |
|-----------------------|-------|-----------------------------|------|------------|----------------------|
| | | src | src2 | dest | |
| SCCnd(.size) src,dest | B/W/L | — | — | dsp:8[Rd] | 4 |
| | B/W/L | — | — | dsp:16[Rd] | 5 |

(15) XCHG Instruction

The following shows the **XCHG** instruction formats and operands for which the assembler selects the optimum code, in the order of selection priority.

Table 10.26 Instruction Formats of XCHG Instruction

| Instruction Format | Processing Size | Target of Optimum Selection | | | Code Size [Bytes] |
|--------------------|-----------------|-----------------------------|------|------|---------------------------------|
| | | src | src2 | dest | |
| XCHG src,dest | L | dsp:8[Rs].memex | — | Rd | 4(memex = UB), 5(memex ≠ UB) |
| | L | dsp:16[Rs].memex | — | Rd | 5(memex = UB), 6(memex ≠ UB) |

(16) BCLR, BNOT, BSET, and BTST Instructions

The following shows the **BCLR**, **BNOT**, **BSET**, and **BTST** instruction formats and operands for which the assembler selects the optimum code, in the order of selection priority.

Table 10.27 Instruction Formats of BCLR, BNOT, BSET, and BTST Instructions

| Instruction Format | Processing Size | Target of Optimum Selection | | | Code Size [Bytes] |
|------------------------------|-----------------|-----------------------------|------|--------------|-------------------|
| | | src | src2 | dest | |
| BCLR/BNOT/BSET/BTST src,dest | B | #imm:3 | — | dsp:8[Rd].B | 3 |
| | B | #imm:3 | — | dsp:16[Rd].B | 4 |
| | B | Rs | — | dsp:8[Rd].B | 4 |
| | B | Rs | — | dsp:16[Rd].B | 5 |

10.2.2 Selection of Optimum Branch Instruction

(1) Unconditional Relative Branch (BRA) Instruction

(a) Specifiable Branch Distance Specifiers

- .S 3-bit PC relative ($PC + \text{pcdsp}:3, 3 \leq \text{pcdsp}:3 \leq 10$)
- .B 8-bit PC relative ($PC + \text{pcdsp}:8, -128 \leq \text{pcdsp}:8 \leq 127$)
- .W 16-bit PC relative ($PC + \text{pcdsp}:16, -32768 \leq \text{pcdsp}:16 \leq 32767$)
- .A 24-bit PC relative ($PC + \text{pcdsp}:24, -8388608 \leq \text{pcdsp}:24 \leq 8388607$)
- .L Register relative ($PC + R_s, -2147483648 \leq R_s \leq 2147483647$)

Note: The register relative distance is selected only when a register is specified as an operand; it is not used automatically through optimum selection.

(b) Optimum Selection

- The assembler selects the shortest branch distance when the operand of an unconditional relative branch instruction satisfies the conditions for optimum branch selection. For the conditions, refer to section 10.1.5 (3), Branch Distance Specifier.
- When the operand does not satisfy the conditions, the assembler selects the 24-bit PC relative distance (.A).

(2) Relative Subroutine Branch (BSR) Instruction

(a) Specifiable Branch Distance Specifier

- .W 16-bit PC relative ($PC + \text{pcdsp}:16, -32768 \leq \text{pcdsp}:16 \leq 32767$)
- .A 24-bit PC relative ($PC + \text{pcdsp}:24, -8388608 \leq \text{pcdsp}:24 \leq 8388607$)
- .L Register relative ($PC + R_s, -2147483648 \leq R_s \leq 2147483647$)

Note: The register relative distance is selected only when a register is specified as an operand; it is not used automatically through optimum selection.

(b) Optimum Selection

- The assembler selects the shortest branch distance when the operand of a relative subroutine branch instruction satisfies the conditions for optimum branch selection. For the conditions, refer to section 10.1.5 (3), Branch Distance Specifier.
- When the operand does not satisfy the conditions, the assembler selects the 24-bit PC relative distance (**.A**).

(3) Conditional Branch (BCnd) Instruction**(a) Specifiable Branch Distance Specifiers**

BEQ.S 3-bit PC relative (PC + pcdsp:3, $3 \leq \text{pcdsp:3} \leq 10$)

BNE.S 3-bit PC relative (PC + pcdsp:3, $3 \leq \text{pcdsp:3} \leq 10$)

BCnd.B 8-bit PC relative (PC + pcdsp:8, $-128 \leq \text{pcdsp:8} \leq 127$)

BEQ.W 16-bit PC relative (PC + pcdsp:16, $-32768 \leq \text{pcdsp:16} \leq 32767$)

BNE.W 16-bit PC relative (PC + pcdsp:16, $-32768 \leq \text{pcdsp:16} \leq 32767$)

(b) Optimum Selection

- When the operand of a conditional branch instruction satisfies the conditions for optimum branch selection, the assembler generates the optimum code for the conditional branch instruction by replacing it with a combination of a conditional branch instruction with an inverted logic (condition) and an unconditional relative branch instruction with an optimum branch distance.
- When the operand does not satisfy the conditions, the assembler selects the 8-bit PC relative distance (**.B**) or 16-bit PC relative distance (**.W**).

(c) Conditional Branch Instructions to Be Replaced and Corresponding Instruction Replacements**Table 10.28 Replacement Rules of Conditional Branch Instructions**

| Conditional Branch Instruction | Instruction Replacement | Conditional Branch Instruction | Instruction Replacement |
|---------------------------------------|----------------------------------|---------------------------------------|----------------------------------|
| BNC/BLTU dest | BC ..xx BRA.A dest ..xx: | BC/BGEU dest | BNC ..xx BRA.A dest ..xx: |
| BLEU dest | BGTU ..xx BRA.A dest ..xx: | BGTU dest | BLEU ..xx BRA.A dest ..xx: |
| BNZ/BNE dest | BZ ..xx BRA.A dest ..xx: | BZ/BEQ dest | BNZ ..xx BRA.A dest ..xx: |
| BPZ dest | BN ..xx BRA.A dest ..xx: | BO dest | BNO ..xx BRA.A dest ..xx: |
| BGT dest | BLE ..xx BRA.A dest ..xx: | BLE dest | BGT ..xx BRA.A dest ..xx: |
| BGE dest | BLT ..xx BRA.A dest ..xx: | BLT dest | BGE ..xx BRA.A dest ..xx: |

Note: In this table, the branch distance in unconditional relative branch instructions is a 24-bit PC relative value.

The "**..xx**" label and the unconditional relative branch instruction are processed within the assembler; only the resultant code is output to the source list file.

10.3 Assembler Directive Coding

The assembler directives are classified into general assembler directives (hereafter, simply called assembler directives) and assembler directives for high-level languages.

10.3.1 Address Directives

These directives control address specifications in the assembler.

The assembler handles relocatable address values except for the addresses in absolute-addressing sections.

Table 10.29 Address Directives

| Directive | Function |
|------------------|--|
| .ORG | Declares the start address. The section including this directive becomes an absolute-addressing section. |
| .OFFSET | Specifies an offset from the beginning of the section. This directive can be used only in a relative-addressing section. |
| .ENDIAN | Specifies the endian for the section. |
| .BLKB | Allocates a RAM area in 1-byte units. |
| .BLKW | Allocates a RAM area in 2-byte units. |
| .BLKL | Allocates a RAM area in 4-byte units. |
| .BLKD | Allocates a RAM area in 8-byte units. |
| .BYTE | Stores 1-byte data in a ROM area. |
| .WORD | Stores 2-byte data in a ROM area. |
| .LWORD | Stores 4-byte data in a ROM area. |
| .FLOAT | Stores floating-point data represented by four bytes in a ROM area. |
| .DOUBLE | Stores floating-point data represented by eight bytes in a ROM area. |
| .ALIGN | Corrects a location counter to a multiple of the boundary alignment value. |

.ORG

Address Declaration

Format: `.ORG<numeric value>`

Description: This directive applies the absolute addressing mode to the section containing this directive.

All addresses in the section containing this directive are handled as absolute values.

This directive determines the address for storing the mnemonic code written in the line immediately after this directive.

It also determines the address of the memory area to be allocated by the area allocation directive written in the line immediately after this directive.

Examples:

```
.SECTION      value,ROMDATA
.ORG          0FF00H
.BYTE        "abcdefghijklmnopqrstuvwxyz"
.ORG          0FF80H
.BYTE        "ABCDEFGHIJKLMNOPQRSTUVWXYZ"
.END
```

The following example will generate an error because **.ORG** is not written immediately after **.SECTION**.

```
.SECTION      value,ROMDATA
.BYTE        "abcdefghijklmnopqrstuvwxyz"
.ORG          0FF80H
.BYTE        "ABCDEFGHIJKLMNOPQRSTUVWXYZ"
.END
```

Remarks: When using this directive, be sure to place it immediately after a **.SECTION** directive.

When **.ORG** is not written immediately after **.SECTION**, the section is handled as a relative-addressing section.

Be sure to insert a space character or a tab between this directive and the operand.

The operand should be a value from 0 to 0FFFFFFFFH.

An expression or a symbol can be specified as the operand. Note that the value of the expression or symbol should be determined at assembly.

This directive must not be used in a relative-addressing section.

This directive can be used multiple times in an absolute-addressing section. Note that if the value specified as the operand is smaller than the address of the line where this directive is written, an error will be output.

.OFFSET

Offset Declaration

Format: .**OFFSET**Δ<numeric value>

Description: This directive specifies an offset from the beginning of the section.

This directive determines the offset from the beginning of the section to the area that stores the mnemonic code written in the line immediately after this directive.

It also determines the offset from the beginning of the section to the memory area to be allocated by the area allocation directive written in the line immediately after this directive.

Examples: .**SECTION** value ,ROMDATA
 .**BYTE** "abcdefghijklmnopqrstuvwxyx "
 .**OFFSET** 80H
 .**BYTE** "ABCDEFGHJKLMNOPQRSTUVWXYZ "
 .**END**

The following example will generate an error because the value specified in the second **.OFFSET** line is smaller than the offset to that line.

```
.SECTION        value ,ROMDATA
.OFFSET         80H
.BYTE           "abcdefghijklmnopqrstuvwxyx "
.OFFSET         70H
.BYTE           "ABCDEFGHJKLMNOPQRSTUVWXYZ "
.END
```

Remarks: Be sure to insert a space character or a tab between this directive and the operand.

The operand should be a value from 0 to 0FFFFFFFH.

An expression or a symbol can be specified as the operand. Note that the value of the expression or symbol should be determined at assembly.

This directive must not be used in an absolute-addressing section.

This directive can be used multiple times in a relative-addressing section. Note that if the value specified as the operand is smaller than the offset to the line where this directive is written, an error will be output.

.ENDIAN

Endian Specification

Format: **.ENDIAN****Δ**BIG

.ENDIAN**Δ**LITTLE

Description: This directive specifies the endian for the section containing this directive.

When **.ENDIAN BIG** is written in a section, the byte order in the section is set to big endian.

When **.ENDIAN LITTLE** is written in a section, the byte order in the section is set to little endian.

When the directive is not written in a section, the byte order in the section depends on the **-endian** option setting.

Examples:

```
.SECTION      value,ROMDATA
.ORG          0FF00H
.ENDIAN       BIG
.BYTE        "abcdefghijklmnopqrstuvwxy"
```

The following example will generate an error because **.ENDIAN** is not written immediately after **.SECTION** or **.ORG**.

```
.SECTION      value,ROMDATA
.ORG          0FF00H
.BYTE        "abcdefghijklmnopqrstuvwxy"
.ENDIAN       BIG
.BYTE        "ABCDEFGHIJKLMNOPQRSTUVWXYZ"
```

Remarks: Be sure to write this directive immediately after a **.SECTION** or **.ORG** directive.

Be sure to insert a space character or a tab between this directive and the operand.

This directive must not be used in **CODE** sections.

.BLKB

1-Byte Area Allocation

Format: Δ .BLKB Δ <operand>

Δ <label name:> Δ .BLKB Δ <operand>

Description: This directive allocates a RAM area with the size specified in 1-byte units.

 A label name can be defined for the address of the allocated RAM area.

Examples: symbol .EQU 1
 .SECTION area,DATA
work1: .BLKB 1
work2: .BLKB symbol
 .BLKB symbol+1

Remarks: Be sure to write this directive in **DATA** sections. In section definition, write
 ",DATA" after a section name to specify a **DATA** section.

 Be sure to insert a space character or a tab between this directive and the operand.

 A numeric value, a symbol, or an expression can be specified as the operand.

 The operand value should be determined at assembly.

 Write a label name before this directive to define the label name for the allocated
 area.

 Be sure to append a colon (:) to the label name.

.BLKW

2-Byte Area Allocation

Format: Δ .BLKW Δ <operand>

Δ <label name:> Δ .BLKW Δ <operand>

Description: This directive allocates 2-byte RAM areas for the specified number.

 A label name can be defined for the address of the allocated RAM area.

Examples: symbol .EQU 1
 .SECTION area,DATA
work1: .BLKW 1
work2: .BLKW symbol
 .BLKW symbol+1

Remarks: Be sure to write this directive in **DATA** sections. In section definition, write
 ",DATA" after a section name to specify a **DATA** section.

 Be sure to insert a space character or a tab between this directive and the operand.

 A numeric value, a symbol, or an expression can be specified as the operand.

 The operand value should be determined at assembly.

 Write a label name before this directive to define the label name for the allocated
 area.

 Be sure to append a colon (:) to the label name.

.BLKL

4-Byte Area Allocation

Format: Δ .BLKL Δ <operand>

Δ <label name:> Δ .BLKL Δ <operand>

Description: This directive allocates 4-byte RAM areas for the specified number.

 A label name can be defined for the address of the allocated RAM area.

Examples: symbol .EQU 1
 .SECTION area,DATA
work1: .BLKL 1
work2: .BLKL symbol
 .BLKL symbol+1

Remarks: Be sure to write this directive in **DATA** sections. In section definition, write
 ",DATA" after a section name to specify a **DATA** section.

 Be sure to insert a space character or a tab between this directive and the operand.

 A numeric value, a symbol, or an expression can be specified as the operand.

 The operand value should be determined at assembly.

 Write a label name before this directive to define the label name for the allocated
 area.

 Be sure to append a colon (:) to the label name.

.BLKD

8-Byte Area Allocation

Format: Δ .BLKD Δ <operand>

Δ <label name:> Δ .BLKD Δ <operand>

Description: This directive allocates 8-byte RAM areas for the specified number.

 A label name can be defined for the address of the allocated RAM area.

Examples: symbol .EQU 1
 .SECTION area,DATA
work1: .BLKD 1
work2: .BLKD symbol
 .BLKD symbol+1

Remarks: Be sure to write this directive in **DATA** sections. In section definition, write
 ",DATA" after a section name to specify a **DATA** section.

 Be sure to insert a space character or a tab between this directive and the operand.

 A numeric value, a symbol, or an expression can be specified as the operand.

 The operand value should be determined at assembly.

 Write a label name before this directive to define the label name for the allocated
 area.

 Be sure to append a colon (:) to the label name.

.BYTE

1-Byte Data Storing

Format: Δ .BYTE Δ <operand>

Δ <label name:> Δ .BYTE Δ <operand>

Description: This directive stores 1-byte fixed data in ROM.

 A label name can be defined for the address of the area for storing the data.

Examples: <When **endian=little** is specified>

```
.SECTION value,ROMDATA
.BYTE 1
.BYTE "data"
.BYTE symbol
.BYTE symbol+1
.BYTE 1,2,3,4,5
.END
```

 <When **endian=big** is specified>

```
.SECTION program,CODE,ALIGN=4
MOV.L R1,R2
.ALIGN 4
.BYTE 080H,00H,00H,00H
.END
```

Remarks: Be sure to use this directive in a **ROMDATA** section. To specify attribute **ROMDATA** for a section, add **ROMDATA** after the section name when defining the section.

 Be sure to insert a space character or a tab between this directive and the operand.

 A numeric value, a symbol, or an expression can be specified as the operand.

 To specify a character or a string for the operand, enclose it within single-quotes (') or double-quotes ("). In this case, the ASCII code for the specified characters is stored.

 Write a label name before this directive to define the label name for the area storing the data.

Be sure to append a colon (:) to the label name.

When the **endian=big** option is specified, this directive can be used only in the sections that satisfy the following conditions. An error will be output if this directive is used in a section that does not satisfy the conditions.

(1) **ROMDATA** section

```
.SECTION data,ROMDATA
```

(2) Relative-addressing **CODE** section for which the address alignment value is set to 4 or 8 in section definition

```
.SECTION program,CODE,ALIGN=4
```

(3) Absolute-addressing **CODE** section

```
.SECTION program,CODE  
.ORG 0fff0000H
```

To use a **.BYTE** directive in a **CODE** section while the **endian=big** option is specified, be sure to write an address correction directive (**.ALIGN 4**) in the line immediately before the **.BYTE** directive so that the data is aligned to a 4-byte boundary. If this address correction directive is not written, the assembler outputs a warning message and automatically aligns the data to a 4-byte boundary.

When the **endian=big** option is specified, the data area size in a **CODE** section must be specified to become a multiple of 4. If the data area size in a **CODE** section is not a multiple of 4, the assembler outputs a warning message and writes **NOP (0x03)** to make the data area size become a multiple of 4.

.WORD

2-Byte Data Storing

Format: Δ.WORDΔ<operand>

 Δ<label name:>Δ.WORDΔ<operand>

Description: This directive stores 2-byte fixed data in ROM.

 A label name can be defined for the address of the area for storing the data.

Examples: .SECTION value,ROMDATA
 .WORD 1
 .WORD symbol
 .WORD symbol+1
 .WORD 1,2,3,4,5
 .END

Remarks: Be sure to use this directive in a **ROMDATA** section. To specify attribute **ROMDATA** for a section, add **,ROMDATA** after the section name when defining the section.

 Be sure to insert a space character or a tab between this directive and the operand.

 A numeric value, a symbol, or an expression can be specified as the operand.

 Neither a character nor a string can be specified for an operand.

 Write a label name before this directive to define the label name for the area storing the data.

 Be sure to append a colon (:) to the label name.

.LWORD

4-Byte Data Storing

Format: Δ .LWORD Δ <operand>

Δ <label name:> Δ .LWORD Δ <operand>

Description: This directive stores 4-byte fixed data in ROM.

 A label name can be defined for the address of the area for storing the data.

Examples: .SECTION value,ROMDATA
 .LWORD 1
 .LWORD symbol
 .LWORD symbol+1
 .LWORD 1, 2, 3, 4, 5
 .END

Remarks: Be sure to use this directive in a **ROMDATA** section. To specify attribute **ROMDATA** for a section, add **,ROMDATA** after the section name when defining the section.

 Be sure to insert a space character or a tab between this directive and the operand.

 A numeric value, a symbol, or an expression can be specified as the operand.

 Neither a character nor a string can be specified for an operand.

 Write a label name before this directive to define the label name for the area storing the data.

 Be sure to append a colon (:) to the label name.

.FLOAT

4-Byte Data Storing

Format: Δ.FLOATΔ<numeric value>

 Δ<label name:>Δ.FLOATΔ<numeric value>

Description: This directive stores 4-byte fixed data in ROM.

A label name can be defined for the address of the area for storing the data.

Examples: .FLOAT 5E2

constant: .FLOAT 5e2

Remarks: Be sure to use this directive in a **ROMDATA** section. To specify attribute **ROMDATA** for a section, add **,ROMDATA** after the section name when defining the section.

Specify a floating-point number as the operand.

Be sure to insert a space character or a tab between this directive and the operand.

Write a label name before this directive to define the label name for the area storing the data.

Be sure to append a colon (:) to the label name.

.DOUBLE8-Byte Data Storing

Format: Δ .DOUBLE Δ <numeric value>

Δ <label name:> Δ .DOUBLE Δ <numeric value>

Description: This directive stores 8-byte fixed data in ROM.

 A label name can be defined for the address of the area for storing the data.

Examples: .DOUBLE 5E2

constant: .DOUBLE 5e2

Remarks: Be sure to use this directive in a **ROMDATA** section. To specify attribute **ROMDATA** for a section, add **,ROMDATA** after the section name when defining the section.

 Specify a floating-point number as the operand.

 Be sure to insert a space character or a tab between this directive and the operand.

 Write a label name before this directive to define the label name for the area storing the data.

 Be sure to append a colon (:) to the label name.

.ALIGN**Address Correction**

Format: Δ .ALIGN Δ <alignment value>

 <alignment value>: [2|4|8]

Description: This directive corrects the address for storing the code written in the line immediately after this directive to a multiple of two, four, or eight bytes.

In a **CODE** or **ROMDATA** section, **NOP** code (03H) is written to the empty space generated as a result of address correction.

In a **DATA** section, only address correction is performed.

Examples:

```
.SECTION program, CODE, ALIGN=4
MOV.L  R1, R2
.ALIGN  4      ; Corrects the address to a multiple of 4
RTS
.END
```

Remarks: This directive can be used in the sections that satisfy the following conditions.

- (1) Relative-addressing section for which address correction is specified in section definition

```
.SECTION program, CODE, ALIGN=4
```

- (2) Absolute-addressing section

```
.SECTION program, CODE
.ORG 0fff0000H
```

A warning message will be output if this directive is used for a relative-addressing section in which **ALIGN** is not specified in the **.SECTION** directive line.

A warning message will be output if the specified value is larger than the boundary alignment value specified for the section.

10.3.2 Assembler Directives

These directives do not generate data corresponding to themselves but controls generation of machine code for instructions. They do not modify addresses.

Table 10.30 Assembler Directives

| Directive | Function |
|-----------|---|
| .EQU | Defines a symbol. |
| .END | Specifies the end of an assembly-language file. |
| .INCLUDE | Inserts the contents of the specified file to the location where this directive is written. |

.EQU Numeric Value Symbol Definition

Format: <name>Δ.EQUΔ<numeric value>

Description: This directive defines a symbol for a 32-bit signed integer value (–2147483648 to 2147483647).

The symbolic debugging function can be used after symbol definition through this directive.

Examples: symbol .EQU 1
 symbol1 .EQU symbol+symbol
 symbol2 .EQU 2

Remarks: The value assigned for a symbol should be determined at assembly.

Be sure to insert a space character or a tab between this directive and the operand.

A symbol can be specified as the operand of symbol definition. Note that forward-reference symbol names must not be specified.

An expression can be specified in the operand.

Symbols can be declared as global.

When this directive and the **.DEFINE** directive declare the same symbol name, the directive to make the declaration first is given priority.

.END Assembly-Language File End Declaration

Format: .END

Description: This directive declares the end of an assembly-language file.

The source file contents after the line where this directive is written are only output to the source list file; the code corresponding to them is not generated.

Examples: .END

Remarks: One **.END** directive should be written in each assembly-language file.

.INCLUDE Include File Specification

Format: **.INCLUDE**<include file name>

Description: This directive inserts the contents of the specified include file to the line where this directive is written in the assembly-language file.

The include file contents are processed together with the contents of the assembly-language file as a single assembly-language file.

File inclusion can be nested up to 30 levels.

When an absolute path is specified as an include file name, the include file is searched for in the specified directory.

If a file is not found, an error will be output.

When the specified include file name is not an absolute path, the file is searched for in the following order.

- (1) When no directory information is included in the assembly-language file name specified in the command line at assembler startup, the include file is searched for with the name specified in the **.INCLUDE** directive. When directory information is included in the assembly-language file name, the

include file is searched for with the specified directory name added to the file name specified in the **.INCLUDE** directive.

- (2) The directory specified through the **-include** assembler option is searched.
- (3) The directory specified in the **INC_RXA** environment variable is searched.

Examples: `.INCLUDE initial.src`
`.INCLUDE ../FILE@.inc`

Remarks: Be sure to insert a space character or a tab between this directive and the operand.

Be sure to add a file extension to the include file name in the operand.

The **..FILE** directive and a string including @ can be specified as the operand.

A space character can be included in a file name, except for at the beginning of a file name.

Do not enclose a file name within double-quotes (").

The assembly-language file containing this directive cannot be specified as the include file.

10.3.3 Link Directives

These directives are used for relocatable assembly that enables a program to be written in multiple separate files.

Table 10.31 Link Directives

| Directive | Function |
|-----------|---|
| .SECTION | Defines a section, which is the minimum unit used for address relocation. |
| .GLB | Declares an external symbol. |
| .RVECTOR | Registers a symbol as a variable vector. |

| .SECTION | Section Definition |
|----------|--------------------|
|----------|--------------------|

Format: .SECTIONΔ<section name>
 .SECTIONΔ<section name>,<section attribute>
 .SECTIONΔ<section name>,<section attribute>,<ALIGN=[2|4|8]>
 .SECTIONΔ<section name>,<ALIGN=[2|4|8]>
 <section attribute>: [CODE|ROMDATA|DATA]

Description: This directive declares or restarts a section.

(1) Declaration
 This directive defines the beginning of a section with a section name and a section attribute specified.

(2) Restart
 This directive specifies restart of a section that has already been declared in the source program. Specify an existing section name to restart it. The section attribute and alignment value declared before are used without change.

The alignment value in the section can be changed through the **ALIGN** specification.

The **.ALIGN** directive can be used in relative-addressing sections defined by the **.SECTION** directive including the **ALIGN** specification or in absolute-addressing sections.

When **ALIGN** is not specified, the boundary alignment value in the section is 1.

Examples:

```
.SECTION      program, CODE
NOP
.SECTION      ram, DATA
.BLKB        10
.SECTION      tb11, ROMDATA
.BYTE        "abcd"
.SECTION      tb12, ROMDATA, ALIGN=8
.LWORD       11111111H, 22222222H
.END
```

Remarks: Be sure to specify a section name.

To use assembler directives that allocate memory areas or store data in memory areas, be sure to define a section through this directive.

To write mnemonics, be sure to define a section through this directive.

A section attribute and **ALIGN** should be specified after a section name.

A section attribute and **ALIGN** should be specified with them separated by a comma.

A section attribute and **ALIGN** can be specified in any order.

Select **CODE**, **ROMDATA**, or **DATA** for the section attribute.

The section attribute can be omitted. In this case, the assembler assumes **CODE** as the section attribute.

Notes: When **-endian=big** is specified, only a multiple of 4 can be specified for the start address of an absolute-addressing **CODE** section.

If an absolute-addressing **CODE** section is declared when **-endian=big** is specified, a warning message will be output. In this case, the assembler appends **NOP** (0x03) at the end of the section to adjust the section size to a multiple of 4.

Defining a symbol name which is the same as that of an existing section is not possible. If a section and symbol with the same name are defined, the section name will be effective, but the symbol name will lead to an A2118 error.

The section name **\$iop** is reserved and cannot be defined. If this is attempted, an A2049 error will be reported.

.GLB

Global Declaration

Format: `.GLBΔ<name>`

`.GLBΔ<name>[,<name> ...]`

Description: This directive declares that the specified labels and symbols are global.

When any label or symbol specified through this directive is not defined within the current file, the assembler processes it assuming that it is defined in an external file.

When a label or symbol specified through this directive is defined within the current file, the assembler processes it so that it can be externally referenced.

Examples:

```
.GLB      name1 , name2 , name3
.GLB      name4
.SECTION  program
MOV.L     #name1 , R1
```

Remarks: Be sure to insert a space character or a tab between this directive and the operand.

Specify a label name to be a global label as the operand.

Specify a symbol name to be a global symbol as the operand.

To specify multiple symbol names as operands, separate them by commas (,).

.RVECTORVariable Vector Registration

Format: .RVECTOR<number>,<name>

Description: This directive registers the specified label or name as a variable vector.

A constant from 0 to 255 can be entered in <number> of this directive as the vector number.

A label or symbol defined within the current file can be specified as <name> of this directive.

The registered variable vectors are gathered into a single **C\$VECT** section by the optimizing linkage editor.

Examples: .RVECTOR 50, _rvfunc
 _rvfunc:
 MOV.L #0,R1
 RTE

Remarks: Be sure to insert a space character or a tab between this directive and the operand.

10.3.4 Source List Directive

This directive controls the output information and format of the source list file. It does not affect code generation.

Table 10.32 Source List Directive

| Directive | Function |
|-----------|--|
| .LIST | Controls whether to output information in assembly-language line units when generating a source list file. |

.LIST Source List Output Control

Format: .LISTΔ[ON|OFF]

Description: This directive can stop (**OFF**) outputting lines to the source list file.

Even in the range where line output is stopped, error lines are output to the source list file.

This directive can start (**ON**) outputting lines to the source list file.

When this directive is not specified, all lines are output to the source list file.

Examples: .LIST ON
 .LIST OFF

Remarks: Be sure to insert a space character or a tab between this directive and the operand.

Specify **OFF** as the operand to stop outputting lines.

Specify **ON** as the operand to start outputting lines.

10.3.5 Conditional Assembly Directives

These directives specify whether to assemble a specified range of lines.

Table 10.33 Conditional Assembly Directives

| Directive | Function |
|-----------|--|
| .IF | Specifies the beginning of a conditional assembly block and evaluates the condition. |
| .ELIF | Evaluates the second or later conditions when multiple conditional blocks are written. |
| .ELSE | Specifies the beginning of a block to be assembled when all conditions are false. |
| .ENDIF | Specifies the end of a conditional assembly block. |

.IF, .ELIF, .ELSE, .ENDIF

Conditional Assembly

Format: .IF Δ conditional expression
 body
 .ELIF Δ conditional expression
 body
 .ELSE
 body
 .ENDIF

Description: The assembler controls assembly of the blocks according to the conditions specified through **.IF** and **.ELIF**.

The assembler evaluates the condition specified in the operand of **.IF** or **.ELIF**, and assembles the body in the subsequent lines when the condition is true. In this case, the lines before the **.ELIF**, **.ELSE**, or **.ENDIF** directive are assembled.

Any directives that can be used in an assembly-language file can be written in a conditional assembly block.

Conditional assembly is done according to the result of conditional expression evaluation.

Examples: <Example of conditional expressions>
 sym < 1
 sym+2 < data1
 sym+2 < data1+2
 'smp1' == name

 <Example of conditional assembly specification>
 .IF TYPE==0
 .byte "Proto Type Mode"
 .ELIF TYPE>0
 .byte "Mass Production Mode"
 .ELSE
 .byte "Debug Mode"
 .ENDIF

Remarks: Be sure to write a conditional expression in an **.IF** or **.ELIF** directive.

 Be sure to insert a space character or a tab between the **.IF** or **.ELIF** directive and the operand.

 Only one conditional expression can be specified for the operand of the **.IF** or **.ELIF** directive.

 Be sure to use a conditional operator in a conditional expression.

 The following operators can be used.

Table 10.34 Conditional Operators of .IF and .ELIF Directives

| Conditional Operator | Description |
|----------------------|--|
| > | The condition is true when the lvalue is greater than the rvalue |
| < | The condition is true when the lvalue is smaller than the rvalue |
| >= | The condition is true when the lvalue is equal to or greater than the rvalue |
| <= | The condition is true when the lvalue is equal to or smaller than the rvalue |
| == | The condition is true when the lvalue is equal to the rvalue |
| != | The condition is true when the lvalue is not equal to the rvalue |

A conditional expression is evaluated in signed 32 bits.

Symbols can be used in the left and right sides of a conditional operator.

Expressions can be used in the left and right sides of a conditional operator. For the expression format, refer to the rules described in (2) Expression in section 10.1.6, Coding of Operands.

Strings can be used in the left and right sides of a conditional operator. Be sure to enclose a string within single-quotes (') or double-quotes ("). Strings are compared in character code values.

Examples:

```
"ABC" < "CBA" -> 414243 < 434241; this condition is true.
```

```
"C" < "A" -> 43 < 41; this condition is false.
```

Space characters and tabs can be written before and after conditional operators.

Conditional expressions can be specified in the operands of the **.IF** and **.ELIF** directives.

The assembler does not check if the evaluation result is outside the allowed range.

Forward reference symbols (reference to a symbol that is defined after this directive line) must not be specified.

If a forward reference symbol or an undefined symbol is specified, the assembler assumes the symbol value as 0 when evaluating the expression.

10.3.6 Extended Function Directives

These directives do not affect code generation.

Table 10.35 Extended Function Directives

| Directive | Function |
|-----------|---|
| .ASSERT | Outputs a string specified in an operand to the standard error output or a file. |
| ? | Defines and references a temporary label. |
| @ | Concatenates strings specified before and after @ so that they are handled as one string. |
| .FILE | Indicates the name of the assembly-language file being processed by the assembler. |
| .STACK | Defines a stack value for a specified symbol. |
| .LINE | Changes line number. |
| .DEFINE | Defines a replacement symbol. |

| .ASSERT | Specified String Output |
|---------|-------------------------|
|---------|-------------------------|

Format: .**ASSERT**Δ"<string>"
 .**ASSERT**Δ"<string>">Δ<file name>
 .**ASSERT**Δ"<string>">>Δ<file name>

Description: This directive outputs a string specified in the operand to the standard error output at assembly.

 When a file name is specified, the assembler outputs the string written in the operand to the file.

 When an absolute path is specified as a file name, the assembler creates a file in the specified directory.

 When no absolute path is specified as a file name;

 (1) if no directory information is included in the file name specified by the **output** option, the assembler creates the file specified by this directive in the current directory.

- (2) if directory information is included in the file name specified by the **output** option, the assembler creates the file specified by this directive and adds the directory information for the file specified by the **output** option.
- (3) if the **output** option is not specified, the assembler creates the file in the same directory containing the file specified in the command line at assembler startup.

When the **..FILE** directive is specified as a file name, the assembler creates a file in the same directory as the file specified in the command line at assembler startup.

Examples: To output a message to the **sample.dat** file:

```
.ASSERT "string" > sample.dat
```

To add a message to the **sample.dat** file:

```
.ASSERT "string" >> sample.dat
```

To output a message to a file with the same name as the current processing file but without a file extension:

```
.ASSERT "string" > ..FILE
```

Remarks: Be sure to insert a space character or a tab between the directive and the operand.

Be sure to enclose the string in the operand within double-quotes.

To output a string to a file, specify the file name after > or >>.

The symbol > directs the assembler to create a new file and output a message to the file. If a file with the same name exists, the file is overwritten.

The symbol >> directs the assembler to add the message to the contents of the specified file. If the specified file is not found, the assembler creates a new file.

Space characters or tabs can be specified before and after > and >>.

The **..FILE** directive can be specified as a file name.

?

Temporary Label

Format: ?:

 Δ<mnemonic >Δ?+

 Δ<mnemonic >Δ?-

Description: This directive defines a temporary label.

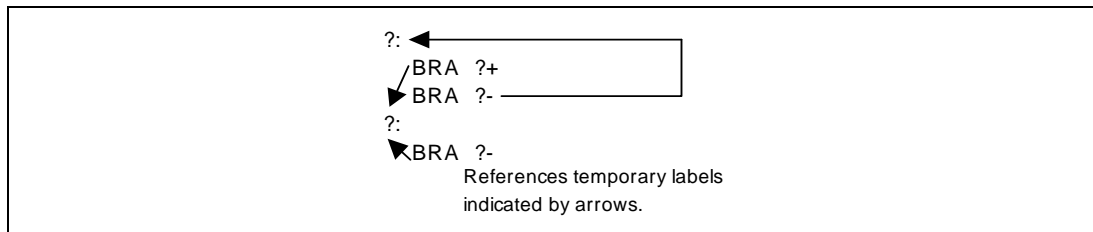
It also references the temporary label defined immediately before or after an instruction.

Definitions and references are allowed within the same file.

Up to 65,535 temporary labels can be defined in a file. In this case, if **.INCLUDE** is used in the file, the maximum number (65,535) of temporary files includes the labels in the include file.

The temporary labels converted by the assembler are output to the source list file.

Examples:



Remarks: Write "?:" in the line that is to be defined as a temporary label.

To reference the temporary label defined immediately before an instruction, write "?-" as an operand of the instruction.

To reference the temporary label defined immediately after an instruction, write "?+" as an operand of the instruction.

Only the label defined immediately before or after an instruction can be referenced from the instruction.

@**String Concatenation**

Format: <string>@<string>[@<string> ...]

Description: This directive concatenates macro arguments, macro variables, reserved symbols, an expanded file name of directive **..FILE**, and specified strings.

Examples: Example of file name concatenation:
When the name of the currently processed file is **sample1.src**, a message is output to the **sample.dat** file in the following example.

```
.ASEERT "sample" > ..FILE@.dat
```

Example of string concatenation:

```
mov_nibble .MACRO p1,src,dest
MOV.@p1 src,dest
.ENDM
```

```
mov_nibble W,R1,R2 ; Macro call
```

```
MOV.W R1,R2 ; Macro-expanded code
```

Remarks: Space characters and tabs inserted before and after this directive are concatenated as a string.

Strings can be written before and after this directive.

To use @ as character data (40H), enclose it within double-quotes ("). When a string including @ is enclosed within single-quotes ('), the strings before and after @ are concatenated.

This directive can be used multiple times in one line.

To use the concatenated string as a name, do not insert space characters or tabs before or after this directive.

..FILE Replacement with Source File Name

Format: `..FILE`

Description: This directive is expanded to the name of the file that the assembler is currently processing (assembly-language file name or include file name).

Examples: When the assembly-language file name is **sample.src**, a message is output to the **sample** file in the following example.

```
.ASSERT "sample" > ..FILE
```

When the assembly-language file name is **sample.src**, the **sample.inc** file is included in the following example.

```
.INCLUDE ..FILE@.inc
```

When the above line is written in the **incl.inc** file included in the **sample.src** file, a string is output to the **incl.mes** file in most cases.

```
.ASSERT "sample" > ..FILE@.mes
```

Remarks: This directive can be used in the operand of the **.ASSERT** and **.INCLUDE** directives.

Only the file name body with neither file extension nor path is used for replacement.

.STACK Stack Value Definition for Specified Symbol

Format: `.STACKΔ<name>=<numeric value>`

Description: This directive defines the stack size to be used for a specified symbol referenced through the Call Walker.

Examples: `.STACK SYMBOL=100H`

Remarks: The stack value for a symbol can be defined only once; any later definitions for the same symbol are ignored. A multiple of 4 in the range from 0H to 0FFFFFFFCH can be specified for a stack value, and a definition with any other value is ignored.

<numeric value> must be a constant specified without using a forward reference symbol, an externally referenced symbol, or a relative address symbol.

.LINE Line Number Change

Format: `.LINEΔ<file name>,<line number>`

`.LINEΔ<line number>`

Description: This directive changes the line number and file name referred to in assembler error messages or at debugging.

The line number and the file name specified with **.LINE** are valid until the next **.LINE** in a program.

The compiler generates **.LINE** corresponding to the line in the C source file when the assembly source program is output with the debugging option specified.

When the file name is omitted, the file name is not changed, but only the line number is changed.

Examples: `.LINE "C:\asm\test.c",5`

.DEFINE Replacement Symbol Definition

Format: `<symbol name>Δ.DEFINEΔ<string>`

`<symbol name>Δ.DEFINEΔ'<string>'`

`<symbol name>Δ.DEFINEΔ"<string>"`

Description: This directive defines a symbol for a string. Defined symbols can be redefined.

Examples: `X_HI .DEFINE R1`
`MOV.L #0, X_HI`

Remarks: To define a symbol for a string including a space character or a tab, be sure to enclose it within single-quotes (') or double-quotes (").

The symbols defined through this directive cannot be declared as external references.

When this directive and the **.EQU** directive declare the same symbol name, the directive to make the declaration first is given priority.

10.3.7 Macro Directives

These directives define macro functions and repeat macro functions.

Table 10.36 Macro Directives

| Directive | Function |
|------------------|--|
| .MACRO | Defines a macro name and the beginning of a macro body. |
| .EXITM | Terminates macro body expansion. |
| .LOCAL | Declares a local label in a macro. |
| .ENDM | Specifies the end of a macro body. |
| .MREPEAT | Specifies the beginning of a repeat macro body. |
| .ENDR | Specifies the end of a repeat macro body. |
| ..MACPARA | Indicates the number of arguments in a macro call. |
| ..MACREP | Indicates the count of repeat macro body expansions. |
| .LEN | Indicates the number of characters in a specified string. |
| .INSTR | Indicates the start position of a specified string in another specified string. |
| .SUBSTR | Extracts a specified number of characters from a specified position in a specified string. |

.MACRO

Macro Definition

Format: [macro definition]
 Δ <macro name> Δ .MACRO[<parameter>[,...]]
 Δ body
 Δ .ENDM
 [macro call]
 Δ <macro name> Δ [<argument>[,...]]

Description: This directive defines a macro name.
 It also specifies the beginning of a macro definition.

Examples: Example 1
 [Macro definition example]
 name .MACRO string
 .BYTE 'string'
 .ENDM

[Macro call example 1]
 name "name, address"
 .BYTE 'name, address'

[Macro call example 2]
 name (name, address)
 .BYTE '(name, address)'

Example 2

```
mac .MACRO p1,p2,p3
    .IF ..MACPARA == 3
        .IF 'p1' == 'byte'
            MOV.B #p2,[p3]
        .ELSE
            MOV.W #p2,[p3]
        .ENDIF
    .ELIF ..MACPARA == 2
        .IF 'p1' == 'byte'
            MOV.B #p2,[R3]
```

```

        .ELSE
            MOV.W  #p2,[R3]
        .ENDIF
    .ELSE
        MOV.W  R3,R1
    .ENDIF
    .ENDM

    mac      word,10,R3 ; Macro call

    .IF     3 == 3      ; Macro-expanded code
    .ELSE
            MOV.W  #10,[R3]
    .ENDIF

```

Remarks: Be sure to specify a macro name.

For the macro name and parameter name format, refer to the Rules for Names in section 10.1.2, Names.

Use a unique name for defining each parameter, including the nested macro definitions.

To define multiple parameters, separate them by commas (,).

Make sure that all parameters specified as operands of a **.MACRO** directive are used in the macro body.

Be sure to insert a space character or a tab between a macro name and an argument.

Write a macro call so that the arguments correspond to the parameters on a one-to-one basis.

To use a special character in an argument, enclose it within double-quotes.

A label, a global label, and a symbol can be used in an argument.

An expression can be used in an argument.

Parameters are replaced with arguments from left to right in the order they appear.

If no argument is specified in a macro call while the corresponding parameter is defined, the assembler does not generate code for this parameter.

If there are more parameters than the arguments, the assembler does not generate code for the parameters that do not have the corresponding arguments.

When a parameter in the body is enclosed within single-quotes (`'`), the assembler encloses the corresponding argument within single-quotes when outputting it.

When an argument contains a comma (`,`) and the argument is enclosed within parentheses (`()`), the assembler converts the argument including the parentheses.

If there are more arguments than the parameters, the assembler does not process the arguments that do not have the corresponding parameters.

The string enclosed within double-quotes is processed as a string itself. Do not enclose parameters within double-quotes.

Up to 80 parameters can be specified within the maximum allowable number of characters for one line.

If the number of arguments differ from that of the parameters, the assembler outputs a warning message.

.EXITMMacro Expansion Termination

Format: <macro name> Δ .MACRO
 Δ body
 Δ .EXITM
 Δ body
 Δ .ENDM

Description: This directive terminates expansion of a macro body and passes control to the nearest **.ENDM**.

Examples: data1 .MACRO value
 . IF value == 0
 .EXITM
 . ELSE
 .BLKB value
 . ENDIF
 . ENDM

 data1 0 ; Macro call

 . IF 0 == 0 ; Macro-expanded code
 .EXITM
 . ENDIF

Remarks: Write this directive in the body of a macro definition.

.LOCALDeclaration of Local Label in Macro

Format: `.LOCAL<label name>[,...]`

Description: This directive declares that the label specified as an operand is a macro local label.

Macro local labels can be specified multiple times with the same name as long as they are specified in different macro definitions or outside macro definitions.

Examples: `name .MACRO`
 `.LOCAL m1 ; 'm1' is macro local label`
 `m1:`
 `nop`
 `bra m1`
 `.ENDM`

Remarks: Write this directive in a macro body.

Be sure to insert a space character or a tab between this directive and the operand.

Make sure that a macro local label is declared through this directive before the label name is defined.

For the macro local name format, refer to the Rules for Names in section 10.1.2, Names.

Multiple labels can be specified as operands of this directive by separating them by commas. Up to 100 labels can be specified in this manner.

When macro definitions are nested, a macro local label in a macro that is defined within another macro definition (outer macro) cannot use the same name as that used in the outer macro.

Up to 65,535 macro local labels can be written in one assembly source file including those used in the include files.

.ENDM

End of Macro Definition

Format: <macro name>Δ.MACRO
 Δbody
 Δ.ENDM

Description: This directive specifies the end of a macro definition.

Examples: lda .MACRO
 MOV.L #value,R3
 .ENDM
 lda 0 ; Expanded to **MOV.L #0,R3.**

.MREPEAT

Beginning of Repeat Macro

Format: [<label>:]Δ.MREPEATΔ<numeric value>
 Δbody
 Δ.ENDR

Description: This directive specifies the beginning of a repeat macro.

The assembler repeatedly expands the body the specified number of times.

The repetition count can be specified within the range of 1 to 65,535.

Repeat macros can be nested up to 65,535 levels.

The macro body is expanded at the line where this directive is written.

Examples: rep .MACRO num
 .MREPEAT num
 .IF num > 49
 .EXITM
 .ENDIF
 nop
 .ENDR
 .ENDM
 rep 3 ; Macro call

```

        nop          ; Macro-expanded code
        nop
        nop

```

Remarks: Be sure to specify an operand.

Be sure to insert a space character or a tab between this directive and the operand.

A label can be specified at the beginning of this directive line.

A symbol can be specified as the operand.

Forward reference symbols must not be used.

An expression can be used in the operand.

Macro definitions and macro calls can be used in the body.

The **.EXITM** directive can be used in the body.

.ENDR

End of Repeat Macro

Format: [<label>:]**.MREPEAT**<numeric value>
 Δ body
 Δ .ENDR

Description: This directive specifies the end of a repeat macro.

Remarks: Make sure this directive corresponds to an **.MREPEAT** directive.

..MACPARA******Replacement with Number of Macro Arguments**

Format: `..MACPARA`

Description: This directive indicates the number of arguments in a macro call.

This directive can be used in the body in a macro definition through **.MACRO**.

Examples: This example executes conditional assembly according to the number of macro arguments.

```

        .GLB    mem
name    .MACRO  f1,f2
        .IF     ..MACPARA == 2
        ADD    f1,f2
        .ELSE
        ADD    R3,f1
        .ENDIF
        .ENDM

        name    mem    ; Macro call

        .ELSE          ; Macro-expanded code
        ADD    R3,mem
        .ENDIF

```

Remarks: This directive can be used as a term of an expression.

If this directive is written outside a macro body defined through **.MACRO**, its value becomes 0.

..

Replacement with Current Macro Repetition Count

Format: ..

Description: This directive indicates the count of repeat macro expansions.

This directive can be used in the body in a macro definition through **.MREPEAT**.

This directive can be specified in an operand of conditional assembly.

Examples: mac .MACRO value,reg
 .MREPEAT value
 MOV.B #0,..MACREP[reg]
 .ENDR
 .ENDM

 mac 3,R3 ; Macro call

 .MREPEAT 3 ; Macro-expanded code
 MOV.B #0,1[R3]
 MOV.B #0,2[R3]
 MOV.B #0,3[R3]
 .ENDR
 .ENDM

Remarks: This directive can be used as a term of an expression.

If this directive is written outside a macro body defined through **.MACRO**, its value becomes 0.

.LEN

Replacement with Length of Specified String

Format: `.LENΔ{"<string>"}`

`.LENΔ{'<string>'}`

Description: This directive indicates the length of the string specified as the operand.

Examples:

```
bufset .MACRO f1
buffer: .BLKB .LEN{'f1'}
        .ENDM
```

```
        bufset Sample ; Macro call
```

```
buffer: .BLKB 6 ; Macro-expanded code
```

Remarks: Be sure to enclose the operand within {}.

A space character or a tab can be inserted between this directive and the operand.

Characters including spaces and tabs can be specified in a string.

Be sure to enclose a string within single-quotes or double-quotes.

This directive can be used as a term of an expression.

To count the length of the macro argument, enclose the parameter name within single-quotes. When the name is enclosed within double-quotes, the length of the string specified as the parameter is counted.

.INSTR Replacement with Start Position of String

Format: `.INSTRΔ{ "<string>",<search string>,<search start position> }`

`.INSTRΔ{ '<string>',<search string>',<search start position> }`

Description: This directive indicates the start position of a search string within a specified string.

The position from which search is started can be specified.

Examples: This example detects the position (7) of string "se", counted from the beginning (**top**) of a specified string (**japanese**):

```
top      .EQU    1
point_set      .MACRO  source,dest,top
point      .EQU    .INSTR{ 'source', 'dest', top}
           .ENDM
           point_set  japanese,se,1    ; Macro call

           point      .EQU    7        ; Macro-expanded code
```

Remarks: Be sure to enclose the operand within {}.

Be sure to specify all of a string, a search string, and a search start position.

Separate the string, search string, and search start position by commas.

Neither space character nor tab can be inserted before or after a comma.

A symbol can be specified as a search start position.

When 1 is specified as the search start position, it indicates the beginning of a string.

This directive can be used as a term of an expression.

This directive is replaced with 0 when the search string is longer than the string, the search string is not found in the string, or the search start position value is larger than the length of the string.

To expand a macro by using a macro argument as the condition for detection, enclose the parameter name within single-quotes. When the name is enclosed

within double-quotes, the macro is expanded by using the enclosed string as the condition for detection.

.SUBSTR

String Extraction

Format: `.SUBSTRΔ{ "<string>",<extraction start position>,<extraction character length> }`
`.SUBSTRΔ{ '<string>',<extraction start position>,<extraction character length> }`

Description: This directive extracts a specified number of characters from a specified position in a specified string.

Examples: The following example passes the length of the string given as an argument of a macro to the operand of **.MREPEAT**.

The **..MACREP** value is incremented as 1 -> 2 -> 3 -> 4 every time the **.BYTE** line is expanded. Consequently, the characters in the string given as an argument of the macro is passed to the operand of **.BYTE** one by one starting from the beginning of the string.

```
name .MACRO data
    .MREPEAT .LEN{ 'data' }
    .BYTE .SUBSTR{ 'data' , ..MACREP, 1 }
    .ENDR
    .ENDM

name ABCD ; Macro call

    .BYTE "A" ; Macro-expanded code
    .BYTE "B"
    .BYTE "C"
    .BYTE "D"
```

Remarks: Be sure to enclose the operand within {}.

Be sure to specify all of a string, an extraction start position, and an extraction character length.

Separate the string, extraction start position, and extraction character length by commas.

Symbols can be specified as an extraction start position and an extraction character length. When 1 is specified as the extraction start position, it indicates the beginning of a string.

Characters including spaces and tabs can be specified in a string.

Be sure to enclose a string within single-quotes or double-quotes.

This directive is replaced with 0 when the extraction start position value is larger than the string, the extraction character length is larger than the length of the string, or the extraction character length is set to 0.

To expand a macro by using the macro argument as the condition for extraction, enclose the parameter name within single-quotes. When the name is enclosed within double-quotes, the macro is expanded by using the enclosed string as the condition for extraction.

10.3.8 Specific Compiler Directives

The following directives are output in some cases so that the assembler can appropriately process C language functions when the compiler generates assembly-language files.

When using the assembly-language files generated by the compiler, these directives should be used without changing the settings. These directives should not be used when creating user-created assembly-language files.

Table 10.37 Specific Compiler Directives

| Directive | Function |
|---------------------------------|---|
| ._LINE_TOP ._LINE_END | These directives are output when the functions specified by #pragma inline_asm have been expanded. |
| .SWSECTION .SWMOV .SWITCH | These directives are output when the branch table is used in the switch statement. |
| .INSTALIGN | This directive is output when the instalign4 option, the instalign8 option, #pragma instalign4 , or #pragma instalign8 is used. |

Section 11 Compiler Error Messages

11.1 Error Format and Error Levels

This section gives a list of error messages and explains details of errors in the following format.

Error number **(Error level) Error message**
 Error details

There are five different error levels, corresponding to different degrees of seriousness.

| Error Level | Error Type | Description |
|-------------|-------------|---|
| (I) | Information | Processing is continued. |
| (W) | Warning | Processing is continued. |
| (E) | Error | Option analysis processing is continued; processing is interrupted. |
| (F) | Fatal | Processing is interrupted. |
| (-) | Internal | Processing is interrupted. |

11.2 List of Messages

C0005 (I) Precision lost

Precision may be lost when assigning with type conversion a right hand side value to the left hand side value.

C0006 (I) Conversion in argument

A function parameter expression is converted into a parameter type specified in the prototype declaration.

C0008 (I) Conversion in return

A return statement expression is converted into a value type that should be returned from a function.

C0011 (I) Used before set symbol: "variable name" in "function name"

A local variable is used before setting its value.

C0101 (I) Optimizing range divided in function "function name"

The optimizing range of the function **function name** is divided into many sections.

- C0102 (I) Register is not allocated to "variable name" in "function name"**
Any register cannot be allocated to the variable of the **register** storage class.
- C1026 (W) Address of packed member**
The address of a structure member specified with **pack=1** is acquired.
- C1300 (W) Command parameter specified twice**
The same compiler option is specified more than once. Uses the last specified compiler option.
- C1301 (W) "option" option ignored**
option is ignored at compilation.
- C1308 (W) Duplicate number specified in option "option": "number"**
The same number is specified twice in **option**.
- C1309 (W) Section name "SI" or "SU" specified**
SI or **SU** is specified for **section name**. The compiled data is output with the specified section name.
- C1315 (W) File_inline "file name" ignored by same file as source file**
The file to be compiled is specified by the **file_inline** option. The **file_inline** option is ignored and compilation is continued.
- C1316 (W) "target macro" is not a valid predefined macro name**
Macro name <**macro name**> is not a predefined macro. The **undefine** option specification is ignored.
- C1317 (W) "option 1" and "option 2" are specified**
Both **option 1** and **option 2**, which have conflicting meanings, have been specified. Although both options are valid, check that the combination is intended.
- C1402 (W) #pragma section ignored**
The **#pragma section** specification is ignored.
- C1410 (W) A struct/union/class has different pack specifications**
A single structure, union, or class has members with different **pack** specifications.
- C1600 (W) Debugging information describing location of "name" is lost**
Symbol information on **name** was not output.

- C1800 (W) Variable "variable name" type mismatch in files**
The type of the variable indicated by "variable name" differs between files. Delete the **file_inline** option.
- C1801 (W) Using "function item" at influence the code generation of "NC" compiler**
The specified **function item** that affects the compatibility with the NC compiler is used.
- C1802 (E) (W) Using "function item" at influence the code generation of "H8" compiler**
The specified **function item** that affects the compatibility with the H8 compiler is used.
- C1803 (W) Address taken "variable name". It may cause an upset endian indirect reference**
The address of 8-byte variable "variable name" in the endian that does not match the **endian** option setting is acquired. The endian processing may cause an incorrect indirect reference.
- C1804 (W) Using incompatible int type**
As the **int_to_short** option is invalid during C++ compilation, the **int** type size differs between C++ compilation and C compilation. This message is output when an external name of a C program may be referred to by a C++ program.
- C1805 (W) "symbol name" is not confirmed in ROM by map option**
External reference symbol **symbol name** declared with the **const** qualifier was not confirmed as a symbol in ROM through the **map** option processing.
- C1806 (W) "symbol name" is regarded in ROM by map section**
External reference symbol **symbol name** declared without the **const** qualifier was regarded as a symbol in ROM through the **map** option processing.
- C1807 (E)(W) Using "function item" at influence the code generation of "SuperH" compiler**
The specified **function item** (such as an option or **#pragma**) that affects the compatibility with the SuperH compiler is used.
- C1950 (W) Nothing to compile, assemble or link (input and output combination)**
There is no code that should be compiled, assembled, or linked. Check the combination of the input file configuration and the **output** option specification. The arguments that are not processed are listed under **Ignored argument(s)**:
- C2021 (E) Invalid number specified in option "option": "number"**
An invalid value is specified in **option**. Check the range of the value.

- C2022 (E) Error level message cannot be changed: "change_message"**
The level of an error-level message cannot be changed.
- C2023 (E) Same register is used at base option.**
The same register is specified for multiple areas having different **base** option settings.
- C2024 (E) Base register is already used at fint_register option.**
The register that is disabled by the **fint_register** option is specified by the **base** option.
- C2025 (E) Base option address constant overflow**
An address outside the range from 0x00000000 to 0xffffffff is specified by the **base** option.
- C2026 (E) Illegal register of base option**
An illegal register number (other than **R8** to **R13**) is specified by the **base** option.
- C2027 (E) Cannot read specified file "file name"**
The specified file cannot be read correctly. Check the file specification.
- C2028 (E) Base register conflicts with option "option name"**
The register specified in the **base** option has already been specified and used in option **option name**.
- C2203 (E) Illegal member reference for "."**
The type of the expression on the left side of operator "." is neither a structure or a union.
- C2240 (E) Illegal section naming**
There is an error in section naming. The same section name is specified for different use of the section.
- C2450 (E) Illegal #pragma option declaration**
There is an error in a **#pragma** option declaration.
- C2550 (E) Assignment of ROM section object "variable name"**
Variable **variable name** in the ROM section was written to.
The **-rom** option might not have been applied correctly at linkage.
- C2700 (E) Function "function name" in #pragma interrupt already declared**
The function specified by **#pragma interrupt** (interrupt function declaration) has already been declared as a normal function.

- C2701 (E) Multiple interrupt for one function**
An interrupt function declaration **#pragma interrupt** has been declared more than once for the same function.
- C2703 (E) Illegal #pragma interrupt declaration**
The interrupt function declaration by **#pragma interrupt** is incorrect.
- C2704 (E) Illegal reference to interrupt function**
The interrupt function reference is illegal.
- C2710 (E) Section name too long**
The specified section name exceeds the limit.
- C2711 (E) Section name table overflow**
The number of specified sections exceeds the limit.
- C2714 (E) Usable stack area overflow**
An attempt was made to access the stack in an area that cannot be accessed in SP-relative addressing mode and instruction generation failed.
This error may be caused by a negative value specified for an index of an array or a too large auto variable area. Check the source code.
- C2800 (E) Illegal parameter number in in-line function**
The number of parameters to be used for an intrinsic function do not match.
- C2801 (E) Illegal parameter type in in-line function**
There are different parameter types in an intrinsic function.
- C2802 (E) Parameter out of range in in-line function**
A parameter exceeds the range that can be specified in an intrinsic function.
- C2803 (E) Invalid offset value in in-line function**
An argument for an intrinsic function is incorrectly specified.
- C2804 (E) Illegal in-line function**
The code has an intrinsic function that cannot be used with the specified **cpu** option.
- C2806 (E) Multiple #pragma for one function**
Multiple **#pragma** directives specified for a single function do not match each other.
- C2831 (E) Multiple #pragma entry declaration**
There are two or more **#pragma entry** declarations.

C2833 (E) Multiple #pragma stacksize declaration

There are multiple #pragma stacksize declarations with **si** or **su** specification.

C2854 (E) Illegal address in #pragma address

The specified address has either of the following errors.

- (1) A single address is specified for different variables.
- (2) The address ranges specified for different variables overlap each other.

C2860 (E) Missing #pragma oscall for "service call name"

There is no #pragma oscall specification that is necessary for function **service call name**.

C3009 (F) String literal too long

The number of characters in a string exceeds the limit. The number of bytes obtained by concatenating the strings specified continuously is counted as the number of characters; that is, the number of characters in a string is not the string length in the source program but the bytes contained in the string data including an escape sequence as one character.

C3019 (F) Cannot open source file "file name"

A source file cannot be opened.

C3020 (F) Source file input error "file name"

A source file or include file cannot be read.

C3021 (F) Memory overflow

The compiler cannot allocate sufficient memory to compile the program.

C3023 (F) Type nest too deep

The number of types (pointer, array, and function types) qualifying a basic type exceeds the limit.

C3024 (F) Array dimension too deep

The number of array dimensions exceeds the limit.

C3025 (F) Source file not found

A source file name is not specified in the command line.

C3030 (F) Too many compound statements

The number of compound statements in a single function exceeds the limit.

C3031 (F) Data size overflow

The size of an array or a structure exceeds the limit.

C3203 (F) Assembly source line too long

The assembly source line is too long to output.

C3204 (F) Illegal stack access

The size of a stack to be used in a function (including a local variable area, register save area, and parameter push area to call other functions) or a parameter area to call the function exceeds 2 Gbytes.

C3300 (F) Cannot open internal file

An error occurred due to one of the following three causes:

- (1) An intermediate file internally generated by the compiler cannot be opened.
- (2) A file that has the same file name as the intermediate file already exists.
- (3) A file which the compiler uses internally cannot be opened.

C3301 (F) Cannot close internal file

An intermediate file internally generated by the compiler cannot be closed. Make sure the compiler is correctly installed.

C3302 (F) Cannot input internal file

An intermediate file internally generated by the compiler cannot be read. Make sure the compiler is correctly installed.

C3303 (F) Cannot output internal file

An intermediate file internally generated by the compiler cannot be written to. Increase the disk space.

C3304 (F) Cannot delete internal file

An intermediate file internally generated by the compiler cannot be deleted. Check that the intermediate file generated by the compiler is not being accessed.

C3305 (F) Invalid command parameter "option name"

An invalid compiler option is specified.

C3306 (F) Interrupt in compilation

An interrupt generated by a **(Ctrl) + C** command (from a standard input terminal) is detected during compilation.

C3307 (F) Compiler version mismatch

File versions in the compiler do not match the other file versions. Refer to the Install Guide for the installation procedure, and reinstall the compiler.

C3308 (F) Cannot create file "file name"

The compiler cannot create necessary files.

C3320 (F) Command parameter buffer overflow

The command line specification exceeds 4096 characters.

C3321 (F) Illegal environment variable

An error occurred due to one of the following four causes:

- (1) The environment variable **BIN_RX** was not specified.
- (2) An execution file path name of the compiler was not specified for the environment variable **BIN_RX**.
- (3) A file name was specified incorrectly when the environment variable **BIN_RX** was specified or the number of characters in a path name exceeds the limit of 118 characters.
- (4) A value other than **RX600** is specified for environment variable **CPU_RX**.

C3322 (F) Lacking cpu specification

The CPU type is not specified. Specify the CPU type by the **cpu** option or environment variable **CPU_RX**.

C3900 (E) Input file not found. – "file name"

The specified input file cannot be found.

C3901 (E) Input file read error. – "file name"

A read error occurred in the input file.

C3902 (E) Invalid file name. – "file name"

A character that is not allowed is specified in the input file name.

C3903 (E) Invalid option. – "option specification"

The option specification is not correct.

C3905 (E) Cannot build temporary file.

A temporary file cannot be created. Check if the compiler environment settings are correct.

C3906 (E) Memory overflow.

There is not sufficient memory for the compiler processing.

C3907 (E) Tool execute error.

Initiation of the compiler, assembler, or optimizing linkage editor has failed.

C3908 (E) Cannot delete temporary file.

The temporary file cannot be deleted. Check if the compiler environment settings are correct.

C4000-C4999 (—) Internal error

An internal error occurred during compilation. Report the error occurrence to your local Renesas sales office.

C5001 (E) Last line of file ends without a newline

C5002 (E) Last line of file ends with a backslash

C5003 (F) #include file "file name" includes itself

C5004 (F) Out of memory

C5005 (F) Could not open source file "name"

C5006 (E) Comment unclosed at end of file

C5007 (E) (I) Unrecognized token

C5008 (E) (I) Missing closing quote

- C5009 (I) Nested comment is not allowed**

- C5010 (E) "#" not expected here**

- C5011 (E) (W) Unrecognized preprocessing directive**

- C5012 (E) (W) Parsing restarts here after previous syntax error**

- C5013 (E) (F) Expected a file name**

- C5014 (E) Extra text after expected end of preprocessing directive**

- C5016 (F) "name" is not a valid source file name**

- C5017 (E) Expected a "]"**

- C5018 (E) Expected a ")"**

- C5019 (E) Extra text after expected end of number**

- C5020 (E) Identifier "name" is undefined**

- C5021 (W) Type qualifiers are meaningless in this declaration**

- C5022 (E) Invalid hexadecimal number**

- C5023 (E) Integer constant is too large**

C5024 (E) Invalid octal digit

C5025 (E) Quoted string should contain at least one character

C5026 (E) Too many characters in character constant

C5027 (W) Character value is out of range

C5028 (E) Expression must have a constant value

C5029 (E) Expected an expression

C5030 (E) Floating constant is out of range

C5031 (E) (W) Expression must have integral type

C5032 (E) Expression must have arithmetic type

C5033 (E) Expected a line number

C5034 (E) Invalid line number

C5035 (F) #error directive: "line number"

C5036 (E) The #if for this directive is missing

C5037 (E) The #endif for this directive is missing

- C5038 (E) (W) Directive is not allowed -- an #else has already appeared**

- C5039 (E) (W) Division by zero**

- C5040 (E) Expected an identifier**

- C5041 (E) Expression must have arithmetic or pointer type**

- C5042 (E) (W) Operand types are incompatible ("type1" and "type2")**

- C5044 (E) Expression must have pointer type**

- C5045 (W) #undef may not be used on this predefined name**

- C5046 (W) "macro name" is predefined; attempted redefinition ignored**

- C5047 (W) Incompatible redefinition of macro "name" (declared at line "line number")**

- C5049 (E) Duplicate macro parameter name**

- C5050 (E) "##" may not be first in a macro definition**

- C5051 (E) "##" may not be last in a macro definition**

- C5052 (E) Expected a macro parameter name**

- C5053 (E) Expected a ":"**

C5054 (W) Too few arguments in macro invocation

C5055 (W) Too many arguments in macro invocation

C5056 (E) Operand of sizeof may not be a function

C5057 (E) This operator is not allowed in a constant expression

C5058 (E) This operator is not allowed in a preprocessing expression

C5059 (E) Function call is not allowed in a constant expression

C5060 (E) This operator is not allowed in an integral constant expression

C5061 (W) Integer operation result is out of range

C5062 (W) Shift count is negative

C5063 (W) Shift count is too large

C5064 (W) Declaration does not declare anything

C5065 (E) (W)Expected a ";"

C5066 (E) Enumeration value is out of "int" range

C5067 (E) Expected a "}"

- C5068 (W) Integer conversion resulted in a change of sign**

- C5069 (W) Integer conversion resulted in truncation**

- C5070 (E) Incomplete type is not allowed**

- C5071 (E) Operand of sizeof may not be a bit field**

- C5075 (E) Operand of "*" must be a pointer**

- C5076 (W) Argument to macro is empty**

- C5077 (E) This declaration has no storage class or type specifier**

- C5078 (E) A parameter declaration may not have an initializer**

- C5079 (E) Expected a type specifier**

- C5080 (E) (W) A storage class may not be specified here**

- C5081 (E) More than one storage class may not be specified**

- C5082 (W) Storage class is not first**

- C5083 (W) Type qualifier specified more than once**

- C5084 (E) Invalid combination of type specifiers**

- C5085 (W) Invalid storage class for a parameter**

- C5086 (E) Invalid storage class for a function**

- C5087 (E) A type specifier may not be used here**

- C5088 (E) Array of functions is not allowed**

- C5089 (E) Array of void is not allowed**

- C5090 (E) Function returning function is not allowed**

- C5091 (E) Function returning array is not allowed**

- C5092 (E) Identifier-list parameters may only be used in a function definition**

- C5093 (E) Function type may not come from a typedef**

- C5094 (E) The size of an array must be greater than zero**

- C5095 (E) Array is too large**

- C5096 (W) A translation unit must contain at least one declaration**

- C5097 (E) A function may not return a value of this type**

- C5098 (E) An array may not have elements of this type**

C5099 (E) (W) A declaration here must declare a parameter

C5100 (E) Duplicate parameter name

C5101 (E) "name" has already been declared in the current scope

C5102 (E) Forward declaration of enum type is nonstandard

C5103 (E) Class is too large

C5104 (E) Struct or union is too large

C5105 (E) Invalid size for bit field

C5106 (E) Invalid type for a bit field

C5107 (E) (W) Zero-length bit field must be unnamed

C5108 (W) Signed bit field of length 1

C5109 (E) Expression must have (pointer-to-) function type

C5110 (E) Expected either a definition or a tag name

C5111 (W) Statement is unreachable

C5112 (E) Expected "while"

C5114 (E) (W) Entity-kind "name" was referenced but not defined

C5115 (E) A continue statement may only be used within a loop

C5116 (E) A break statement may only be used within a loop or switch

C5117 (W) Non-void entity-kind "name" should return a value

C5118 (E) A void function may not return a value

C5119 (E) Cast to type "type" is not allowed

C5120 (E) Return value type does not match the function type

C5121 (E) A case label may only be used within a switch

C5122 (E) A default label may only be used within a switch

C5123 (E) Case label value has already appeared in this switch

C5124 (E) Default label has already appeared in this switch

C5125 (E) Expected a "("

C5126 (E) Expression must be an lvalue

C5127 (E) Expected a statement

- C5128 (W) Loop is not reachable from preceding code**

- C5129 (E) A block-scope function may only have extern storage class**

- C5130 (E) Expected a "{"**

- C5131 (E) Expression must have pointer-to-class type**

- C5132 (E) Expression must have pointer-to-struct-or-union type**

- C5133 (E) Expected a member name**

- C5134 (E) Expected a field name**

- C5135 (E) Entity-kind "name" has no member "member name"**

- C5136 (E) Entity-kind "name" has no field "field name"**

- C5137 (E) (W) Expression must be a modifiable lvalue**

- C5138 (E) (W) Taking the address of a register field is not allowed**

- C5139 (E) Taking the address of a bit field is not allowed**

- C5140 (E) (W) Too many arguments in function call**

- C5141 (E) Unnamed prototyped parameters not allowed when body is present**

- C5142 (E) Expression must have pointer-to-object type**

- C5143 (F) Program too large or complicated to compile**

- C5144 (E) A value of type "type1" cannot be used to initialize an entity of type "type2"**

- C5145 (E) Entity-kind "name" may not be initialized**

- C5146 (E) Too many initializer values**

- C5147 (E) (W) Declaration is incompatible with "name" (declared at line "line number")**

- C5148 (E) Entity-kind "name" has already been initialized**

- C5149 (E) A global-scope declaration may not have this storage class**

- C5150 (E) A type name may not be redeclared as a parameter**

- C5151 (E) A typedef name may not be redeclared as a parameter**

- C5152 (W) Conversion of nonzero integer to pointer**

- C5153 (E) Expression must have class type**

- C5154 (E) Expression must have struct or union type**

- C5155 (W) Old-fashioned assignment operator**

C5156 (W) Old-fashioned initializer

C5157 (E) (W) Expression must be an integral constant expression

C5158 (E) Expression must be an lvalue or a function designator

C5159 (E) Declaration is incompatible with previous "name" (declared at line "line number")

C5160 (E) Name conflicts with previously used external name "name"

C5161 (W) Unrecognized #pragma

C5163 (F) Could not open temporary file "name"

C5164 (F) Name of directory for temporary files is too long ("name")

C5165 (E) Too few arguments in function call

C5166 (E) Invalid floating constant

C5167 (E) Argument of type "type1" is incompatible with parameter of type "type2"

C5168 (E) A function type is not allowed here

C5169 (E) (W) Expected a declaration

C5170 (W) Pointer points outside of underlying object

C5171 (E) Invalid type conversion

C5172 (W) (I) External/internal linkage conflict with previous declaration

C5173 (E) (W) Floating-point value does not fit in required integral type

C5174 (I) Expression has no effect

C5175 (E) (W) Subscript out of range

C5177 (W) Entity-kind "name" was declared but never referenced

C5178 (W) "&" applied to an array has no effect

C5179 (W) Right operand of "%" is zero

C5180 (W) (I) Argument is incompatible with formal parameter

C5181 (W) Argument is incompatible with corresponding format string conversion

C5182 (F) Could not open source file "name" (no directories in search list)

C5183 (E) Type of cast must be integral

C5184 (E) Type of cast must be arithmetic or pointer

C5185 (I) Dynamic initialization in unreachable code

- C5186 (W) Pointless comparison of unsigned integer with zero**

- C5187 (I) Use of "=" where "==" may have been intended**

- C5188 (W) Enumerated type mixed with another type**

- C5189 (F) Error while writing "file name" file**

- C5190 (F) Invalid intermediate language file**

- C5191 (W) Type qualifier is meaningless on cast type**

- C5192 (W) Unrecognized character escape sequence**

- C5193 (I) Zero used for undefined preprocessing identifier**

- C5194 (E) Expected an asm string**

- C5195 (E) An asm function must be prototyped**

- C5196 (E) An asm function may not have an ellipsis**

- C5219 (F) Error while deleting file "file name"**

- C5220 (E) Integral value does not fit in required floating-point type**

- C5221 (E) Floating-point value does not fit in required floating-point type**

- C5222 (E) Floating-point operation result is out of range**

- C5223 (W) Function function name declared implicitly**

- C5224 (W) The format string requires additional arguments**

- C5225 (W) The format string ends before this argument**

- C5226 (W) Invalid format string conversion**

- C5227 (E) Macro recursion**

- C5228 (W) Trailing comma is nonstandard**

- C5229 (W) Bit field cannot contain all values of the enumerated type**

- C5230 (W) Nonstandard type for a bit field**

- C5231 (W) Declaration is not visible outside of function**

- C5232 (W) Old-fashioned typedef of "void" ignored**

- C5233 (W) Left operand is not a struct or union containing this field**

- C5234 (W) Pointer does not point to struct or union containing this field**

- C5235 (E) Variable "name" was declared with a never-completed type**

C5236 (W) (I) Controlling expression is constant

C5237 (I) Selector expression is constant

C5238 (E) Invalid specifier on a parameter

C5239 (E) Invalid specifier outside a class declaration

C5240 (E) Duplicate specifier in declaration

C5241 (E) A union is not allowed to have a base class

C5242 (E) Multiple access control specifiers are not allowed

C5243 (E) Class or struct definition is missing

C5244 (E) Qualified name is not a member of class "type" or its base classes

C5245 (E) A nonstatic member reference must be relative to a specific object

C5246 (E) A nonstatic data member may not be defined outside its class

C5247 (E) Entity-kind "name" has already been defined

C5248 (E) Pointer to reference is not allowed

C5249 (E) Reference to reference is not allowed

- C5250 (E) Reference to void is not allowed**

- C5251 (E) Array of reference is not allowed**

- C5252 (E) Reference entity-kind "name" requires an initializer**

- C5253 (E) Expected a ","**

- C5254 (E) Type name is not allowed**

- C5255 (E) Type definition is not allowed**

- C5256 (E) Invalid redeclaration of type name "name" (declared at line "line number")**

- C5257 (E) Const entity-kind "name" requires an initializer**

- C5258 (E) "this" may only be used inside a nonstatic member function**

- C5259 (E) Constant value is not known**

- C5260 (W) Explicit type is missing ("int" assumed)**

- C5261 (I) Access control not specified ("name" by default)**

- C5262 (E) (W) Not a class or struct name**

- C5263 (E) Duplicate base class name**

C5264 (E) Invalid base class

C5265 (E) Entity-kind "name" is inaccessible

C5266 (E) "name" is ambiguous

C5268 (E) Declaration may not appear after executable statement in block

C5269 (E) Conversion to inaccessible base class "type" is not allowed

C5274 (E) Improperly terminated macro invocation

C5276 (E) Name followed by "::" must be a class or namespace name

C5277 (E) Invalid friend declaration

C5278 (E) A constructor or destructor may not return a value

C5279 (E) Invalid destructor declaration

C5280 (E)(W) Declaration of a member with the same name as its class

C5281 (E) Global-scope qualifier (leading "::") is not allowed

C5282 (E) The global scope has no "name"

C5283 (E) Qualified name is not allowed

- C5284 (E) (W) NULL reference is not allowed**

- C5285 (E) Initialization with "{...}" is not allowed for object of type "type"**

- C5286 (E) Base class "type" is ambiguous**

- C5287 (E) Derived class "type" contains more than one instance of class "type"**

- C5288 (E) Cannot convert pointer to base class "type1" to pointer to derived class "type2"**
-- base class is virtual

- C5289 (E) No instance of constructor "name" matches the argument list**

- C5290 (E) Copy constructor for class "type" is ambiguous**

- C5291 (E) No default constructor exists for class "type"**

- C5292 (E) "name" is not a nonstatic data member or base class of class "type"**

- C5293 (E) Indirect nonvirtual base class is not allowed**

- C5294 (E) Invalid union member -- class "type" has a disallowed member function**

- C5296 (E) (W) Invalid use of non-lvalue array**

- C5297 (E) Expected an operator**

- C5298 (E) Inherited member is not allowed**

- C5299 (E) Cannot determine which instance of entity-kind "name" is intended**

- C5300 (E) (W) A pointer to a bound function may only be used to call the function**

- C5301 (E) Typedef name has already been declared (with same type)**

- C5302 (E) Entity-kind "name" has already been defined**

- C5304 (E) No instance of entity-kind "name" matches the argument list**

- C5305 (E) Type definition is not allowed in function return type declaration**

- C5306 (E) Default argument not at end of parameter list**

- C5307 (E) Redefinition of default argument**

- C5308 (E) More than one instance of "name" matches the argument list:**

- C5309 (E) More than one instance of constructor "name" matches the argument list:**

- C5310 (E) Default argument of type "type1" is incompatible with parameter of type "type2"**

- C5311 (E) Cannot overload functions distinguished by return type alone**

- C5312 (E) No suitable user-defined conversion from "type1" to "type2" exists**

- C5313 (E) Type qualifier is not allowed on this function**

- C5314 (E) Only nonstatic member functions may be virtual**

- C5315 (E) The object has cv-qualifiers that are not compatible with the member function**

- C5316 (E) Program too large to compile (too many virtual functions)**

- C5317 (E) Return type is not identical to nor covariant with return type "type" of overridden virtual function entity-kind "name"**

- C5318 (E) Override of virtual entity-kind "name" is ambiguous**

- C5319 (E) Pure specifier ("= 0") allowed only on virtual functions**

- C5320 (E) Badly-formed pure specifier (only "= 0" is allowed)**

- C5321 (E) Data member initializer is not allowed**

- C5322 (E) Object of abstract class type "type" is not allowed:**

- C5323 (E) Function returning abstract class "type" is not allowed:**

- C5324 (I) Duplicate friend declaration**

- C5325 (E) Inline specifier allowed on function declarations only**

- C5326 (E) (W) "inline" is not allowed**

- C5327 (E) Invalid storage class for an inline function**

- C5328 (E) Invalid storage class for a class member**

- C5329 (E) Local class member entity-kind "name" requires a definition**

- C5330 (E) Entity-kind "name" is inaccessible**

- C5332 (E) Class "type" has no copy constructor to copy a const object**

- C5333 (E) Defining an implicitly declared member function is not allowed**

- C5334 (E) Class "type" has no suitable copy constructor**

- C5335 (E) (W) Linkage specification is not allowed**

- C5336 (E) Unknown external linkage specification**

- C5337 (E) Linkage specification is incompatible with previous "name" (declared at line "line number")**

- C5338 (E) More than one instance of overloaded function "name" has "C" linkage**

- C5339 (E) Class "type" has more than one default constructor**

- C5340 (E) Value copied to temporary, reference to temporary used**

- C5341 (E) "operator" must be a member function**

- C5342 (E) Operator may not be a static member function**

- C5343 (E) No arguments allowed on user-defined conversion**

- C5344 (E) Too many parameters for this operator function**

- C5345 (E) Too few parameters for this operator function**

- C5346 (E) Nonmember operator requires a parameter with class type**

- C5347 (E) Default argument is not allowed**

- C5348 (E) More than one user-defined conversion from "type1" to "type2" applies:**

- C5349 (E) No operator "operator" matches these operands**

- C5350 (E) More than one operator "operator" matches these operands:**

- C5351 (E) First parameter of allocation function must be of type "size_t"**

- C5352 (E) Allocation function requires "void *" return type**

- C5353 (E) Deallocation function requires "void" return type**

- C5354 (E) First parameter of deallocation function must be of type "void *"**

- C5356 (E) Type must be an object type**

- C5357 (E) Base class "type" has already been initialized**

- C5359 (E) Entity-kind "name" has already been initialized**

- C5360 (E) Name of member or base class is missing**

- C5363 (E) Invalid anonymous union -- nonpublic member is not allowed**

- C5364 (E) Invalid anonymous union -- member function is not allowed**

- C5365 (E) Anonymous union at global or namespace scope must be declared static**

- C5366 (E) Entity-kind "name" provides no initializer for:**

- C5367 (E) Implicitly generated constructor for class "type" cannot initialize:**

- C5368 (W) Entity-kind "name" defines no constructor to initialize the following:**

- C5369 (E) Entity-kind "name" has an uninitialized const or reference member**

- C5370 (W) Entity-kind "name" has an uninitialized const field**

- C5371 (E) Class "type" has no assignment operator to copy a const object**

- C5372 (E) Class "type" has no suitable assignment operator**

- C5373 (E) Ambiguous assignment operator for class "type"**

- C5375 (E) Declaration requires a typedef name**

C5377 (W) "virtual" is not allowed

C5378 (E) "static" is not allowed

C5380 (E) Expression must have pointer-to-member type

C5381 (I) Extra ";" ignored

C5382 (W) In-class initializer for nonstatic member is nonstandard

C5384 (E) No instance of overloaded "name" matches the argument list

C5386 (E) No instance of entity-kind "name" matches the required type

C5388 (E) "operator->" for class "type1" returns invalid type "type2"

C5389 (E) A cast to abstract class "type" is not allowed:

C5390 (E) Function "main" may not be called or have its address taken

C5391 (E) A new-initializer may not be specified for an array

C5392 (E) Member function "name" may not be redeclared outside its class

C5393 (E) Pointer to incomplete class type is not allowed

C5394 (E) Reference to local variable of enclosing function is not allowed

- C5397 (E) Implicitly generated assignment operator cannot copy:**
- C5398 (W) Cast to array type is nonstandard (treated as cast to "type")**
- C5399 (I) Entity-kind "name" has an operator newxxxx() but no default operator deletexxxx()**
- C5400 (I) Entity-kind "name" has a default operator deletexxxx() but no operator newxxxx()**
- C5401 (E) Destructor for base class "type" is not virtual**
- C5403 (E) Invalid redeclaration of member "function name"**
- C5404 (E) Function "main" may not be declared inline**
- C5405 (E) Member function with the same name as its class must be a constructor**
- C5407 (E) A destructor may not have parameters**
- C5408 (E) Copy constructor for class "type1" may not have a parameter of type "type2"**
- C5409 (E) Entity-kind "name" returns incomplete type "type"**
- C5410 (E) Protected entity-kind "name" is not accessible through a "type" pointer or object**
- C5411 (E) A parameter is not allowed**

- C5412 (E) An "asm" declaration is not allowed here**

- C5413 (E) No suitable conversion function from "type1" to "type2" exists**

- C5414 (W) Delete of pointer to incomplete class**

- C5415 (E) No suitable constructor exists to convert from "type1" to "type2"**

- C5416 (E) More than one constructor applies to convert from "type1" to "type2":**

- C5417 (E) More than one conversion function from "type1" to "type2" applies:**

- C5418 (E) More than one conversion function from "type" to a built-in type applies:**

- C5424 (E) A constructor or destructor may not have its address taken**

- C5427 (E) Qualified name is not allowed in member declaration**

- C5429 (E) The size of an array in "new" must be non-negative**

- C5430 (W) Returning reference to local temporary**

- C5432 (E) "enum" declaration is not allowed**

- C5433 (E) Qualifiers dropped in binding reference of type "type1" to initializer of type "type2"**

- C5434 (E) A reference of type "type1" (not const-qualified) cannot be initialized with a value of type "type2"**

- C5435 (E) A pointer to function may not be deleted**

- C5436 (E) Conversion function must be a nonstatic member function**

- C5437 (E) Template declaration is not allowed here**

- C5438 (E) Expected a "<"**

- C5439 (E) Expected a ">"**

- C5440 (E) Template parameter declaration is missing**

- C5441 (E) Argument list for entity-kind "name" is missing**

- C5442 (E) Too few arguments for entity-kind "name"**

- C5443 (E) Too many arguments for entity-kind "name"**

- C5445 (E) Entity-kind "name1" is not used in declaring the parameter types of entity-kind "name2"**

- C5449 (E) More than one instance of entity-kind "name" matches the required type**

- C5450 (E) The type "long long" is nonstandard**

- C5451 (E) Omission of "class" is nonstandard**

- C5452 (E) Return type may not be specified on a conversion function**

- C5456 (E) Excessive recursion at instantiation of entity-kind "name"**

- C5457 (E) "name" is not a function or static data member**

- C5458 (E) Argument of type "type1" is incompatible with template parameter of type "type2"**

- C5459 (E) Initialization requiring a temporary or conversion is not allowed**

- C5460 (W) Declaration of "variable name" hides function parameter**

- C5461 (E) Initial value of reference to non-const must be an lvalue**

- C5463 (E) "template" is not allowed**

- C5464 (E) "type" is not a class template**

- C5466 (E) "main" is not a valid name for a function template**

- C5467 (E) Invalid reference to entity-kind "name" (union/nonunion mismatch)**

- C5468 (E) A template argument may not reference a local type**

- C5469 (E) Tag kind of "name1" is incompatible with declaration of entity-kind "name2"
(declared at line "line number")**

- C5470 (E) The global scope has no tag named "name"**

- C5471 (E) Entity-kind "name1" has no tag member named "name2"**

- C5473 (E) Entity-kind "name" may be used only in pointer-to-member declaration**

- C5475 (E) A template argument may not reference a non-external entity**

- C5476 (E) Name followed by "::~" must be a class name or a type name**

- C5477 (E) Destructor name does not match name of class "type"**

- C5478 (E) Type used as destructor name does not match type "type"**

- C5479 (I) Entity-kind "name" redeclared "inline" after being called**

- C5481 (E) Invalid storage class for a template declaration**

- C5484 (E) Invalid explicit instantiation declaration**

- C5485 (E) Entity-kind "name" is not an entity that can be instantiated**

- C5486 (E) Compiler generated entity-kind "name" cannot be explicitly instantiated**

- C5487 (E) (I) Inline entity-kind "name" cannot be explicitly instantiated**

- C5489 (E) Entity-kind "name" cannot be instantiated -- no template definition was supplied**

- C5490 (E) Entity-kind "name" cannot be instantiated -- it has been explicitly specialized**

- C5493 (E) No instance of entity-kind "name" matches the specified type**

- C5494 (E) (W) Declaring a void parameter list with a typedef is nonstandard**

- C5496 (E) Template parameter "name" may not be redeclared in this scope**

- C5497 (W) Declaration of "name" hides template parameter**

- C5498 (E) Template argument list must match the parameter list**

- C5500 (E) Extra parameter of postfix "operatorxxxx" must be of type "int"**

- C5501 (E) An operator name must be declared as a function**

- C5502 (E) Operator name is not allowed**

- C5503 (E) Entity-kind "name" cannot be specialized in the current scope**

- C5504 (E) Nonstandard form for taking the address of a member function**

- C5505 (E) Too few template parameters -- does not match previous declaration**

- C5506 (E) Too many template parameters -- does not match previous declaration**

- C5507 (E) Function template for operator delete(void *) is not allowed**

- C5508 (E) Class template and template parameter may not have the same name**

- C5510 (E) A template argument may not reference an unnamed type**

- C5511 (E) Enumerated type is not allowed**

- C5512 (W) Type qualifier on a reference type is not allowed**

- C5513 (E) (W) A value of type "type1" cannot be assigned to an entity of type "type2"**

- C5514 (W) Pointless comparison of unsigned integer with a negative constant**

- C5515 (E) Cannot convert to incomplete class "type"**

- C5516 (E) Const object requires an initializer**

- C5517 (E) Object has an uninitialized const or reference member**

- C5518 (E) Nonstandard preprocessing directive**

- C5519 (E) Entity-kind "name" may not have a template argument list**

- C5520 (E) (W) Initialization with "{...}" expected for aggregate object**

- C5521 (E) Pointer-to-member selection class types are incompatible ("type1" and "type2")**

- C5522 (W) Pointless friend declaration**

- C5523 (W) "." used in place of "::" to form a qualified name**

- C5525 (W) A dependent statement may not be a declaration**

- C5526 (E) A parameter may not have void type**

- C5529 (E) This operator is not allowed in a template argument expression**

- C5530 (E) Try block requires at least one handler**

- C5531 (E) Handler requires an exception declaration**

- C5532 (E) Handler is masked by default handler**

- C5533 (W) Handler is potentially masked by previous handler for type "type"**

- C5534 (I) Use of a local type to specify an exception**

- C5535 (I) Redundant type in exception specification**

- C5536 (E) Exception specification is incompatible with that of previous entity-kind "name" (declared at line "line number"):**

- C5540 (E) Support for exception handling is disabled**

- C5541 (W) Omission of exception specification is incompatible with previous entity-kind "name" (declared at line "line number")**

- C5542 (F) Could not create instantiation request file "name"**

- C5543 (E) Non-arithmetic operation not allowed in nontype template argument**

- C5544 (E) Use of a local type to declare a nonlocal variable**

- C5545 (E) Use of a local type to declare a function**

- C5546 (E) Transfer of control bypasses initialization of:**

- C5548 (E) Transfer of control into an exception handler**

- C5549 (I) Entity-kind "name" is used before its value is set**

- C5550 (W) Entity-kind "name" was set but never used**

- C5551 (E) Entity-kind "name" cannot be defined in the current scope**

- C5552 (W) Exception specification is not allowed**

- C5553 (W) External/internal linkage conflict for entity-kind "name" (declared at line "line number")**

- C5554 (W) Entity-kind "name" will not be called for implicit or explicit conversions**

C5555 (E) Tag kind of "name" is incompatible with template parameter of type "type"

C5556 (E) Function template for operator new(size_t) is not allowed

C5558 (E) Pointer to member of type "type" is not allowed

C5559 (E) Ellipsis is not allowed in operator function parameter list

C5560 (E) "keyword" is reserved for future use as a keyword

C5563 (F) Invalid preprocessor output file

C5598 (E) A template parameter may not have void type

C5599 (E) Excessive recursive instantiation of entity-kind "name" due to instantiate-all mode

C5601 (E) A throw expression may not have void type

C5603 (E) Parameter of abstract class type "type" is not allowed:

C5604 (E) Array of abstract class "type" is not allowed:

C5605 (E) Floating-point template parameter is nonstandard

C5606 (E) This pragma must immediately precede a declaration

C5607 (E) This pragma must immediately precede a statement

- C5608 (E) This pragma must immediately precede a declaration or statement**

- C5609 (E) This kind of pragma may not be used here**

- C5611 (W) Overloaded virtual function "name1" is only partially overridden in entity-kind "name2"**

- C5612 (E) Specific definition of inline template function must precede its first use**

- C5615 (E) Parameter type involves pointer to array of unknown bound**

- C5616 (E) Parameter type involves reference to array of unknown bound**

- C5617 (W) Pointer-to-member-function cast to pointer to function**

- C5618 (I) Struct or union declares no named members**

- C5619 (E) Nonstandard unnamed field**

- C5620 (E) Nonstandard unnamed member**

- C5624 (E) "name" is not a type name**

- C5641 (F) "name" is not a valid directory**

- C5642 (F) Cannot build temporary file name**

- C5643 (E) "restrict" is not allowed**

- C5644 (E) A pointer or reference to function type may not be qualified by "restrict"**

- C5647 (E) Conflicting calling convention modifiers**

- C5650 (W) Calling convention specified here is ignored**

- C5651 (E) A calling convention may not be followed by a nested declarator**

- C5652 (I) Calling convention is ignored for this type**

- C5654 (E) Declaration modifiers are incompatible with previous declaration**

- C5656 (E) Transfer of control into a try block**

- C5657 (W) Inline specification is incompatible with previous "name" (declared at line "line number")**

- C5658 (E) Closing brace of template definition not found**

- C5660 (E) Invalid packing alignment value**

- C5661 (E) Expected an integer constant**

- C5662 (W) Call of pure virtual function**

- C5663 (E) Invalid source file identifier string**

- C5664 (E) A class template cannot be defined in a friend declaration**

- C5665 (E) "asm" is not allowed**

- C5666 (E) "asm" must be used with a function definition**

- C5667 (E) "asm" function is nonstandard**

- C5668 (E) Ellipsis with no explicit parameters is nonstandard**

- C5669 (E) "&..." is nonstandard**

- C5670 (E) Invalid use of "&..."**

- C5673 (E) A reference of type "type1" cannot be initialized with a value of type "type2"**

- C5674 (E) Initial value of reference to const volatile must be an lvalue**

- C5676 (W) Using out-of-scope declaration of "symbol name"**

- C5678 (I) Call of entity-kind "name" (declared at line "line number") cannot be inlined**

- C5679 (I) Entity-kind "name" cannot be inlined**

- C5691 (E) (W) "symbol", required for copy that was eliminated, is inaccessible**

- C5692 (E) (W) "symbol", required for copy that was eliminated, is not callable because reference parameter cannot be bound to rvalue**

- C5693 (E) <typeinfo> must be included before typeid is used**

- C5694 (E) "name" cannot cast away const or other type qualifiers**
- C5695 (E) The type in a dynamic_cast must be a pointer or reference to a complete class type, or void ***
- C5696 (E) The operand of a pointer dynamic_cast must be a pointer to a complete class type**
- C5697 (E) The operand of a reference dynamic_cast must be an lvalue of a complete class type**
- C5698 (E) The operand of a runtime dynamic_cast must have a polymorphic class type**
- C5701 (E) An array type is not allowed here**
- C5702 (E) Expected an "="**
- C5703 (E) Expected a declarator in condition declaration**
- C5704 (E) "name", declared in condition, may not be redeclared in this scope**
- C5705 (E) Default template arguments are not allowed for function templates**
- C5706 (E) Expected a ",", or ">"**
- C5707 (E) Expected a template parameter list**
- C5708 (W) Incrementing a bool value is deprecated**

- C5709 (E) bool type is not allowed**

- C5710 (E) Offset of base class "name1" within class "name2" is too large**

- C5711 (E) Expression must have bool type (or be convertible to bool)**

- C5717 (E) The type in a const_cast must be a pointer, reference, or pointer to member to an object type**

- C5718 (E) A const_cast can only adjust type qualifiers; it cannot change the underlying type**

- C5719 (E) mutable is not allowed**

- C5720 (W) Redeclaration of entity-kind "name" is not allowed to alter its access**

- C5722 (W) Use of alternative token "<:" appears to be unintended**

- C5723 (W) Use of alternative token "%:" appears to be unintended**

- C5724 (E) namespace definition is not allowed**

- C5725 (E) Name must be a namespace name**

- C5726 (E) Namespace alias definition is not allowed**

- C5727 (E) namespace-qualified name is required**

- C5728 (E) A namespace name is not allowed**

- C5730 (E) Entity-kind "name" is not a class template**

- C5731 (E) Array with incomplete element type is nonstandard**

- C5732 (E) Allocation operator may not be declared in a namespace**

- C5733 (E) Deallocation operator may not be declared in a namespace**

- C5734 (E) Entity-kind "name1" conflicts with using-declaration of entity-kind "name2"**

- C5735 (E) Using-declaration of entity-kind "name1" conflicts with entity-kind "name2"
(declared at line "line number")**

- C5737 (W) Using-declaration ignored -- it refers to the current namespace**

- C5738 (E) A class-qualified name is required**

- C5741 (W) Using-declaration of entity-kind "name" ignored**

- C5742 (E) Entity-kind "name1" has no actual member "name2"**

- C5748 (W) Calling convention specified more than once**

- C5749 (E) A type qualifier is not allowed**

- C5750 (E) Entity-kind "name" (declared at line "line number") was used before its template was declared**

- C5751 (E) Static and nonstatic member functions with same parameter types cannot be overloaded**

- C5752 (E) No prior declaration of entity-kind "name"**

- C5753 (E) A template-id is not allowed**

- C5754 (E) A class-qualified name is not allowed**

- C5755 (E) Entity-kind "name" may not be redeclared in the current scope**

- C5756 (E) Qualified name is not allowed in namespace member declaration**

- C5757 (E) Entity-kind "name" is not a type name**

- C5758 (E) Explicit instantiation is not allowed in the current scope**

- C5759 (E) "symbol name" cannot be explicitly instantiated in the current scope**

- C5760 (W) "symbol" explicitly instantiated more than once**

- C5761 (E) Typename may only be used within a template**

- C5765 (E) Nonstandard character at start of object-like macro definition**

- C5766 (W) Exception specification for virtual entity-kind "name1" is incompatible with that of overridden entity-kind "name2"**
- C5767 (W) Conversion from pointer to smaller integer**
- C5768 (W) Exception specification for implicitly declared virtual entity-kind "name1" is incompatible with that of overridden entity-kind "name2"**
- C5769 (E) "symbol1", implicitly called from "symbol2", is ambiguous**
- C5771 (E) "explicit" is not allowed**
- C5772 (E) Declaration conflicts with "name" (reserved class name)**
- C5773 (E) Only "()" is allowed as initializer for array entity-kind "name"**
- C5774 (E) "virtual" is not allowed in a function template declaration**
- C5775 (E) Invalid anonymous union -- class member template is not allowed**
- C5776 (E) Template nesting depth does not match the previous declaration of entity-kind "name"**
- C5777 (E) This declaration cannot have multiple "template <...>" clauses**
- C5779 (E) "name", declared in for-loop initialization, may not be redeclared in this scope**
- C5780 (W) Reference is to "symbol1" -- under old for-init scoping rules it would have been "symbol2"**

- C5782 (E) Definition of virtual entity-kind "name" is required here**

- C5783 (W) Empty comment interpreted as token-pasting operator "##"**

- C5784 (E) A storage class is not allowed in a friend declaration**

- C5785 (E) Template parameter list for "name" is not allowed in this declaration**

- C5786 (E) entity-kind "name" is not a valid member class or function template**

- C5787 (E) Not a valid member class or function template declaration**

- C5788 (E) A template declaration containing a template parameter list may not be followed by an explicit specialization declaration**

- C5789 (E) Explicit specialization of entity-kind "name1" must precede the first use of entity-kind "name2"**

- C5790 (E) Explicit specialization is not allowed in the current scope**

- C5791 (E) Partial specialization of entity-kind "name" is not allowed**

- C5792 (E) Entity-kind "name" is not an entity that can be explicitly specialized**

- C5793 (E) Explicit specialization of entity-kind "name" must precede its first use**

- C5794 (W) Template parameter "template parameter" may not be used in an elaborated type specifier**

- C5795 (E) Specializing "name" requires "template<>" syntax**

- C5799 (E) Specializing "symbol name" without "template<>" syntax is nonstandard**

- C5800 (E) This declaration may not have extern "C" linkage**

- C5801 (E) "name" is not a class or function template name in the current scope**

- C5802 (W) Specifying a default argument when redeclaring an unreferenced function template is nonstandard**

- C5803 (E) Specifying a default argument when redeclaring an already referenced function template is not allowed**

- C5804 (E) Cannot convert pointer to member of base class "type1" to pointer to member of derived class "type2" -- base class is virtual**

- C5805 (E) Exception specification is incompatible with that of entity-kind "name" (declared at line "line number"):**

- C5806 (W) Omission of exception specification is incompatible with entity-kind "name" (declared at line "line number")**

- C5807 (E) Unexpected end of default argument expression**

- C5808 (E) Default-initialization of reference is not allowed**

- C5809 (E) Uninitialized entity-kind "name" has a const member**

- C5810 (E) Uninitialized base class "type" has a const member**

- C5811 (E) Const entity-kind "name" requires an initializer -- class "type" has no explicitly declared default constructor**

- C5812 (E) (W) Const object requires an initializer -- class "type" has no explicitly declared default constructor**

- C5815 (I) Type qualifier on return type is meaningless**

- C5816 (E) In a function definition a type qualifier on a "void" return type is not allowed**

- C5817 (E) Static data member declaration is not allowed in this class**

- C5818 (E) Template instantiation resulted in an invalid function declaration**

- C5819 (E) "..." is not allowed**

- C5822 (E) Invalid destructor name for type "type"**

- C5824 (E) Destructor reference is ambiguous -- both entity-kind "name1" and entity-kind "name2" could be used**

- C5825 (W) Virtual inline entity-kind "name" was never defined**

- C5826 (W) Entity-kind "name" was never referenced**

- C5827 (E) Only one member of a union may be specified in a constructor initializer list**

- C5828 (E) Support for "new[]" and "delete[]" is disabled**

- C5829 (W) "double" used for "long double" in generated C code**

- C5830 (W) "symbol" has no corresponding operator deletes (to be called if an exception is thrown during initialization of an allocated object)**

- C5831 (W) (I) Support for placement delete is disabled**

- C5832 (E) No appropriate operator delete is visible**

- C5833 (E) Pointer or reference to incomplete type is not allowed**

- C5834 (E) Invalid partial specialization -- entity-kind "name" is already fully specialized**

- C5835 (E) Incompatible exception specifications**

- C5836 (W) Returning reference to local variable**

- C5837 (W) Omission of explicit type is nonstandard ("int" assumed)**

- C5838 (E) More than one partial specialization matches the template argument list of entity-kind "name"**

- C5840 (E) A template argument list is not allowed in a declaration of a primary template**

- C5841 (E) Partial specializations may not have default template arguments**

- C5842 (E) Entity-kind "name1" is not used in template argument list of entity-kind "name2"**

- C5843 (E) The type of partial specialization template parameter entity-kind "name" depends on another template parameter**

- C5844 (E) The template argument list of the partial specialization includes a nontype argument whose type depends on a template parameter**

- C5845 (E) This partial specialization would have been used to instantiate entity-kind "name"**

- C5846 (E) This partial specialization would have been made the instantiation of entity-kind "name" ambiguous**

- C5847 (E) Expression must have integral or enum type**

- C5848 (E) Expression must have arithmetic or enum type**

- C5849 (E) Expression must have arithmetic, enum, or pointer type**

- C5850 (E) Type of cast must be integral or enum**

- C5851 (E) Type of cast must be arithmetic, enum, or pointer**

- C5852 (E) Expression must be a pointer to a complete object type**

- C5854 (E) A partial specialization nontype argument must be the name of a nontype parameter or a constant**

- C5855 (E) (W) Return type is not identical to return type "type" of overridden virtual function entity-kind "name"**
- C5857 (E) A partial specialization of a class template must be declared in the namespace of which it is a member**
- C5858 (E) Entity-kind "name" is a pure virtual function**
- C5859 (E) Pure virtual entity-kind "name" has no overrider**
- C5861 (E) Invalid character in input line**
- C5862 (E) Function returns incomplete type "type"**
- C5863 (I) Effect of this "#pragma pack" directive is local to "symbol"**
- C5864 (E) "name" is not a template**
- C5865 (E) A friend declaration may not declare a partial specialization**
- C5866 (I) Exception specification ignored**
- C5867 (W) Declaration of "size_t" does not match the expected type "type"**
- C5868 (E) Space required between adjacent ">" delimiters of nested template argument lists (">>" is the right shift operator)**
- C5869 (E) Could not set locale to allow processing of multibyte characters**

C5870 (W) Invalid multibyte character sequence

C5871 (E) Template instantiation resulted in unexpected function type of "type1" (the meaning of a name may have changed since the template declaration -- the type of the template is "type2")

C5872 (E) Ambiguous guiding declaration -- more than one function template no matches type "type"

C5873 (E) Non-integral operation not allowed in nontype template argument

C5875 (E) Embedded C++ does not support templates

C5876 (E) Embedded C++ does not support exception handling

C5877 (E) Embedded C++ does not support namespaces

C5878 (E) Embedded C++ does not support run-time type information

C5879 (E) Embedded C++ does not support the new cast syntax

C5880 (E) Embedded C++ does not support using-declarations

C5881 (E) Embedded C++ does not support "mutable"

C5882 (E) Embedded C++ does not support multiple or virtual inheritance

C5885 (E) "type1" cannot be used to designate constructor for "type2"

- C5886 (E) Invalid suffix on integral constant**

- C5890 (E) Variable length array with unspecified bound is not allowed**

- C5891 (E) An explicit template argument list is not allowed on this declaration**

- C5892 (E) An entity with linkage cannot have a type involving a variable length array**

- C5893 (E) A variable length array cannot have static storage duration**

- C5894 (E) Entity-kind "name" is not a template**

- C5896 (E) Expected a template argument**

- C5898 (E) Nonmember operator requires a parameter with class or enum type**

- C5900 (E) Using-declaration of entity-kind "name" is not allowed**

- C5901 (E) Qualifier of destructor name "type1" does not match type "type2"**

- C5902 (W) Type qualifier ignored**

- C5907 (E) Option "nonstd_qualifier_deduction" can be used only when compiling C++**

- C5912 (W) Ambiguous class member reference – "symbol1" used in preference to "symbol2"**

- C5915 (E) A segment name has already been specified**

- C5916 (E) Cannot convert pointer to member of derived class "type1" to pointer to member of base class "type2" -- base class is virtual**

- C5919 (F) Invalid output file: "name"**

- C5920 (F) Cannot open output file: "name"**

- C5925 (W) Type qualifiers on function types are ignored**

- C5926 (F) Cannot open definition list file: "name"**

- C5928 (E) Incorrect use of va_start**

- C5929 (E) Incorrect use of va_arg**

- C5930 (E) Incorrect use of va_end**

- C5934 (E) A member with reference type is not allowed in a union**

- C5935 (E) "typedef" may not be specified here**

- C5936 (W) Redclaration of entity-kind "name" alters its access**

- C5937 (E) A class or namespace qualified name is required**

- C5938 (E) Return type "int" omitted in declaration of function "main"**

- C5939 (E) pointer-to-member representation "symbol1" is too restrictive for "symbol2"**

- C5940 (W) Missing return statement at end of non-void entity-kind "name"**

- C5941 (W) Duplicate using-declaration of "name" ignored**

- C5942 (W) enum bit-fields are always unsigned, but enum "name" includes negative enumerator**

- C5946 (E) Name following "template" must be a member template**

- C5947 (E) Name following "template" must have a template argument list**

- C5948 (E) (W) Nonstandard local-class friend declaration -- no prior declaration in the enclosing scope**

- C5949 (I) Specifying a default argument on this declaration is nonstandard**

- C5951 (E) (W) Return type of function "main" must be "int"**

- C5952 (E) A template parameter may not have class type**

- C5953 (E) A default template argument cannot be specified on the declaration of a member of a class template**

- C5954 (E) A return statement is not allowed in a handler of a function try block of a constructor**

- C5955 (E) Ordinary and extended designators cannot be combined in an initializer designation**

- C5956 (E) The second subscript must not be smaller than the first**
- C5959 (W) Declared size for bit field is larger than the size of the bit field type; truncated to "bit count" bits**
- C5960 (E) Type used as constructor name does not match type "type"**
- C5961 (W) Use of a type with no linkage to declare a variable with linkage**
- C5962 (W) Use of a type with no linkage to declare a function**
- C5963 (E) Return type may not be specified on a constructor**
- C5964 (E) Return type may not be specified on a destructor**
- C5965 (E) Incorrectly formed universal character name**
- C5966 (E) Universal character name specifies an invalid character**
- C5967 (E) A universal character name cannot designate a character in the basic character set**
- C5968 (E) This universal character is not allowed in an identifier**
- C5969 (E) The identifier `__VA_ARGS__` can only appear in the replacement lists of variadic macros**
- C5970 (W) The qualifier on this friend declaration is ignored**

- C5971 (E) Array range designators cannot be applied to dynamic initializers**

- C5972 (E) Property name cannot appear here**

- C5973 (W) "inline" used as a function qualifier is ignored**

- C5975 (E) A variable-length array type is not allowed**

- C5976 (E) A compound literal is not allowed in an integral constant expression**

- C5977 (E) A compound literal of type "type" is not allowed**

- C5978 (E) A template friend declaration cannot be declared in a local class**

- C5979 (E) Ambiguous "?" operation: second operand of type "type1" can be converted to third operand type "type2", and vice versa**

- C5980 (E) Call of an object of a class type without appropriate operator() or conversion functions to pointer-to-function type**

- C5982 (E) There is more than one way an object of type "type" can be called for the argument list**

- C5983 (E) typedef name has already been declared (with similar type)**

- C5984 (W) Operator new and operator delete cannot be given internal linkage**

- C5985 (E) Storage class "mutable" is not allowed for anonymous unions**

- C5987 (E) Abstract class type "type" is not allowed as catch type:**
- C5988 (E) A qualified function type cannot be used to declare a nonmember function or a static member function**
- C5989 (E) A qualified function type cannot be used to declare a parameter**
- C5990 (E) Cannot create a pointer or reference to qualified function type**
- C5991 (W) Extra braces are nonstandard**
- C5992 (E) Invalid macro definition:**
- C5993 (W) Subtraction of pointer types "symbol name1" and "symbol name2" is nonstandard**
- C5994 (E) An empty template parameter list is not allowed in a template parameter declaration**
- C5995 (E) Expected "class"**
- C5996 (E) The "class" keyword must be used when declaring a template parameter**
- C5997 (W) "function name1" is hidden by "function name2" -- virtual function override intended?**
- C5998 (E) A qualified name is not allowed for a friend declaration that is a function definition**

- C5999 (E) "type1" is not compatible with "type2"**

- C6000 (W) A storage class may not be specified here**

- C6001 (E) Class member designated by a using-declaration must be visible in a direct base class**

- C6006 (E) A template parameter cannot have the same name as one of its template parameters**

- C6007 (E) Recursive instantiation of default argument**

- C6009 (E) "instance name" is not an entity that can be defined**

- C6010 (E) Destructor name must be qualified**

- C6011 (E) Friend class name may not be introduced with "typename"**

- C6012 (E) A using-declaration may not name a constructor or destructor**

- C6013 (E) A qualified friend template declaration must refer to a specific previously declared template**

- C6014 (E) Invalid specifier in class template declaration**

- C6015 (E) Argument is incompatible with formal parameter**

- C6017 (E) Loop in sequence of "operator->" functions starting at class "symbol"**

- C6018 (E) "class name" has no member class "member name"**

- C6019 (E) The global scope has no class named "class name"**

- C6020 (E) Recursive instantiation of template default argument**

- C6021 (E) Access declarations and using-declarations cannot appear in unions**

- C6022 (E) "name" is not a class member**

- C6023 (E) Nonstandard member constant declaration is not allowed**

- C6028 (W) Invalid redeclaration of nested class**

- C6029 (E) Type containing an unknown-size array is not allowed**

- C6030 (W) A variable with static storage duration cannot be defined within an inline function**

- C6031 (W) An entity with internal linkage cannot be referenced within an inline function with external linkage**

- C6032 (E) Argument type "type" does not match this type-generic function macro**

- C6034 (E) Friend declaration cannot add default arguments to previous declaration**

- C6035 (E) "template name" cannot be declared in this scope**

- C6036 (E) The reserved identifier "symbol" may only be used inside a function**

- C6037 (E) This universal character cannot begin an identifier**

- C6038 (E) Expected a string literal**

- C6039 (E) Unrecognized STDC pragma**

- C6040 (E) Expected "ON", "OFF", or "DEFAULT"**

- C6041 (E) A STDC pragma may only appear between declarations in the global scope or before any statements or declarations in a block scope**

- C6042 (E) Incorrect use of va_copy**

- C6043 (E) "type" can only be used with floating-point types**

- C6044 (E) Complex type is not allowed**

- C6045 (E) Invalid designator kind**

- C6046 (W) Floating-point value cannot be represented exactly**

- C6047 (E) Complex floating-point operation result is out of range**

- C6048 (E) Conversion between real and imaginary yields zero**

- C6049 (E) An initializer cannot be specified for a flexible array member**

- C6050 (E) imaginary *= imaginary sets the left-hand operand to zero**
- C6051 (E) (W) Standard requires that "symbol" be given a type by a subsequent declaration ("int" assumed)**
- C6052 (E) A definition is required for inline "symbol"**
- C6053 (W) Conversion from integer to smaller pointer**
- C6054 (E) A floating-point type must be included in the type specifier for a `_Complex` or `_Imaginary` type**
- C6055 (E) Types cannot be declared in anonymous unions**
- C6056 (W) Returning pointer to local variable**
- C6057 (W) Returning pointer to local temporary**
- C6061 (E) Declaration of "symbol name" is incompatible with a declaration in another translation unit**
- C6062 (E) The other declaration is "line"**
- C6065 (E) A field declaration cannot have a type involving a variable length array**
- C6066 (E) declaration of "instance" had a different meaning during compilation of "symbol"**
- C6067 (E) Expected "template"**

- C6072 (E) (W) A declaration cannot have a label**
- C6075 (E) "instance name" already defined during compilation of "symbol"**
- C6076 (E) "symbol" already defined in another translation unit**
- C6081 (E) A field with the same name as its class cannot be declared in a class with a user-declared constructor**
- C6083 (F) Exported template file file name is corrupted**
- C6086 (E) the object has cv-qualifiers that are not compatible with the member "symbol"**
- C6087 (E) No instance of "class name" matches the argument list and object (the object has cv-qualifiers that prevent a match)**
- C6089 (E) There is no type with the width specified**
- C6105 (W) #warning directive: "string"**
- C6139 (E) The "template" keyword used for syntactic disambiguation may only be used within a template**
- C6144 (E) Storage class must be auto or register**
- C6145 (W) "type1" would have been promoted to "type2" when passed through the ellipsis parameter; use the latter type instead**
- C6146 (E) "symbol" is not a base class member**

- C6151 (F) Mangled name is too long**

- C6158 (E) void return type cannot be qualified**

- C6161 (E) A member template corresponding to "symbol" is declared as a template of a different kind in another translation unit**

- C6163 (E) va_start should only appear in a function with an ellipsis parameter**

- C6192 (W) Null (zero) character in input line ignored**

- C6193 (W) Null (zero) character in string or character constant**

- C6194 (W) Null (zero) character in header name**

- C6197 (W) The prototype declaration of "symbol" is ignored after this unprototyped redeclaration**

- C6201 (E) Typedef "symbol" may not be used in an elaborated type specifier**

- C6203 (E) Parameter "parameter name" may not be redeclared in a catch clause of function try block**

- C6204 (E) The initial explicit specialization of "symbol name" must be declared in the namespace containing the template**

- C6206 (E) "template" must be followed by an identifier**

- C6211 (W) Nonstandard cast to array type ignored**

- C6212 (E) This pragma cannot be used in a _Pragma operator (a #pragma directive must be used)**

- C6213 (W) Field uses tail padding of a base class**

- C6218 (W) Base class "class name1" uses tail padding of base class "class name2"**

- C6222 (W) Invalid error number**

- C6223 (W) Invalid error tag**

- C6224 (W) Expected an error number or error tag**

- C6227 (E) Transfer of control into a statement expression is not allowed**

- C6229 (E) This statement is not allowed inside of a statement expression**

- C6230 (E) A non-POD class definition is not allowed inside of a statement expression**

- C6235 (W) Nonstandard conversion between pointer to function and pointer to data**

- C6254 (E) Integer overflow in internal computation due to size or complexity of "type"**

- C6255 (E) Integer overflow in internal computation**

- C6273 (W) Alignment-of operator applied to incomplete type**

- C6280 (E) Conversion from inaccessible base class "class name" is not allowed**

- C6282 (E) String literals with different character kinds cannot be concatenated**

- C6285 (W) Nonstandard qualified name in namespace member declaration**

- C6290 (W) Non-POD class type passed through ellipsis**

- C6291 (E) A non-POD class type cannot be fetched by va_arg**

- C6292 (E) The 'u' or 'U' suffix must appear before the 'l' or 'L' suffix in a fixed-point literal**

- C6294 (W) Integer operand may cause fixed-point overflow**

- C6295 (E) Fixed-point constant is out of range**

- C6296 (W) Fixed-point value cannot be represented exactly**

- C6297 (W) Constant is too large for long long; given unsigned long long type (nonstandard)**

- C6301 (W) "symbol" declares a non-template function -- add <> to refer to a template instance**

- C6302 (W) Operation may cause fixed-point overflow**

- C6303 (E) Expression must have integral, enum, or fixed-point type**

- C6304 (E) Expression must have integral or fixed-point type**

- C6307 (W) Class member typedef may not be redeclared**

- C6308 (W) Taking the address of a temporary**

- C6310 (W) Fixed-point value implicitly converted to floating-point type**

- C6311 (E) Fixed-point types have no classification**

- C6312 (E) A template parameter may not have fixed-point type**

- C6313 (E) Hexadecimal floating-point constants are not allowed**

- C6315 (E) Floating-point value does not fit in required fixed-point type**

- C6316 (W) Value cannot be converted to fixed-point value exactly**

- C6317 (E) Fixed-point conversion resulted in a change of sign**

- C6318 (E) Integer value does not fit in required fixed-point type**

- C6319 (E) (W) Fixed-point operation result is out of range**

- C6320 (E) Multiple named address spaces**

- C6321 (E) Variable with automatic storage duration cannot be stored in a named address space**

- C6322 (E) Type cannot be qualified with named address space**

- C6323 (E) Function type cannot be qualified with named address space**

- C6324 (E) Field type cannot be qualified with named address space**

- C6325 (E) Fixed-point value does not fit in required floating-point type**

- C6326 (E) Fixed-point value does not fit in required integer type**

- C6327 (E) Value does not fit in required fixed-point type**

- C6335 (F) Cannot open predefined macro file: "file name"**

- C6336 (F) Invalid predefined macro entry at line "line count": "macro name"**

- C6337 (F) Invalid macro mode name "macro mode name"**

- C6338 (F) Incompatible redefinition of predefined macro "macro name"**

- C6342 (W) const_cast to enum type is nonstandard**

- C6344 (E) A named address space qualifier is not allowed here**

- C6345 (E) An empty initializer is invalid for an array with unspecified bound**

- C6346 (W) Function returns incomplete class type "class name"**

- C6348 (I) Declaration hides "variable name"**

- C6349 (E) A parameter cannot be allocated in a named address space**

- C6350 (E) Invalid suffix on fixed-point or floating-point constant**

- C6351 (E) A register variable cannot be allocated in a named address space**

- C6352 (E) Expected "SAT" or "DEFAULT"**

- C6353 (I) "symbol name" has no corresponding member operator delete "symbol name"
(to be called if an exception is thrown during initialization of an allocated object)**

- C6355 (E) A function return type cannot be qualified with a named address space**

- C6361 (W) Negation of an unsigned fixed-point value**

- C6365 (E) Named-register variables cannot have void type**

- C6372 (E) Nonstandard qualified name in global scope declaration**

- C6373 (W) Implicit conversion of a 64-bit integral type to a smaller integral type (potential portability problem)**

- C6374 (W) Explicit conversion of a 64-bit integral type to a smaller integral type (potential portability problem)**

- C6375 (W) Conversion from pointer to same-sized integral type (potential portability problem)**

- C6380 (E) (I) Virtual "function name" was not defined (and cannot be defined elsewhere because it is a member of an unnamed namespace)**
- C6381 (E) (I) Carriage return character in source line outside of comment or character/string literal**
- C6382 (E) Expression must have fixed-point type**
- C6386 (W) Storage specifier ignored**
- C6396 (W) White space between backslash and newline in line splice ignored**
- C6398 (E) Invalid member for anonymous member class -- class "symbol" has a disallowed member function**
- C6400 (W) Positional format specifier cannot be zero**
- C6403 (E) A variable-length array is not allowed in a function return type**
- C6404 (E) Variable-length array type is not allowed in pointer to member of type "type"**
- C6405 (E) The result of a statement expression cannot have a type involving a variable-length array**
- C6420 (E) (W) Some enumerator values cannot be represented by the integral type underlying the enum type**
- C6421 (E) Default argument is not allowed on a friend class template declaration**

- C6422 (W) Multicharacter character literal (potential portability problem)**

- C6424 (E) Second operand of offsetof must be a field**

- C6425 (E) Second operand of offsetof may not be a bit field**

- C6426 (E) Cannot apply offsetof to a member of a virtual base**

- C6427 (W) offsetof applied to non-POD types is nonstandard**

- C6428 (E) Default arguments are not allowed on a friend declaration of a member function**

- C6429 (E) Default arguments are not allowed on friend declarations that are not definitions**

- C6430 (E) Redeclaration of "function name" previously declared as a friend with default arguments is not allowed**

- C6431 (E) Invalid qualifier for "symbol" (a derived class is not allowed here)**

- C6432 (E) Invalid qualifier for definition of class "class name"**

- C6439 (E) Template argument list of "symbol" must match the parameter list**

- C6440 (E) An incomplete class type is not allowed**

- C6445 (E) Invalid redefinition of "symbol name"**

- C6449 (E) Explicit specialization of "symbol" must precede its first use "symbol2"**

- C6623 (W) The destructor for "class1" has been suppressed because the destructor for "class2" is inaccessible**
- C6648 (W) '=' assumed following macro name "macro name" in command-line definition**
- C6649 (E) (W) White space is required between the macro name "macro name" and its replacement text**
- C6655 (E) "symbol" cannot be declared inline after its definition "definition name"**
- C6671 (W) __assume expression with side effects discarded**
- C6674 (E) __evenaccess qualifier is applied to only integer type**
- C6675 (E) Expected a section name string**
- C6676 (E) Expected a section name**
- C6677 (E) Invalid pragma declaration**
- C6678 (E) "symbol name" has already been specified by other pragma**
- C6679 (E) Pragma may not be specified after definition**
- C6680 (E) Invalid kind of pragma is specified to this symbol**
- C6681 (I) This pragma has no effect**

C6682 (E) "symbol name" must be qualified for function type

C6683 (E) Illegal "pragma name" specifier

C6684 (E) Multiple pointer qualifiers

C6685 (E) __ptr16 must be qualified for data pointer type

C6686 (E) Invalid binary digit

C6687 (W) This pragma "name" is ignored

C6688 (E) "this" pointer of "class name" is cast implicitly to near pointer

C6689 (E) Can not specify near or far for member

C6690 (E) A member "function name" qualified with near or far is declared

C6691 (E) near or far specifier on a reference type is not allowed

C6692 (E) can not specify near or far for member function

C6693 (E) can not specify near or far for function types

C6698 (E) Incorrect PIC address usage

C6699 (E) Incorrect PID address usage

11.3 Standard Library Error Messages

For some library functions, if an error occurs during the library function execution, an error code is set in the macro **errno** defined in the header file `<errno.h>` contained in the standard library. Error messages are defined in the error codes so that error messages can be output. The following shows an example of an error message output program.

Example:

```
#include <stdio.h>
#include <string.h>
#include <stdlib.h>
#include <errno.h>

main()
{
    FILE *fp;

    fp=fopen("file", "w");
    fp=NULL;

    fclose(fp); /* error occurred */

    printf("%s\n", strerror(errno)); /* print error message */
}
```

Description:

1. Since the file pointer of **NULL** is passed to the **fclose** function as an argument, an error will occur. In this case, an error code corresponding to **errno** is set.
2. The **strerror** function returns a pointer of the string literal of the corresponding error message when the error code is passed as an argument. An error message is output by specifying the output of the string literal of the **printf** function.

Table 11.1 List of Standard Library Error Messages

| Error No. | Error Message/Explanation | Functions to Set Error Code |
|---------------------|---|---|
| 0x22 (ERANGE) | Data out of range An overflow occurred. | frexp, ldexp, modf, ceil, floor, fmod, atof, atoi, atol, atoll, atofixed, atolaccum, strtod, strtol, strtoul, strtoll, stroull, strtolfixed, strtolaccum, perror, fprintf, fscanf, printf, scanf, sprintf, sscanf, vfprintf, vprintf, vsprintf, acos, acosf, asin, asinf, atan, atan2, atan2f, atanf, ceilf, cos, cosf, cosh, coshf, exp, expf, floorf, fmodf, ldexpf, log, log10, log10f, logf, modff, pow, powf, sin, sinf, sinh, sinhf, sqrt, sqrtf, tan, tanf, tanh, tanhf, fabs, fabsf, frexpf |
| 0x21 (EDOM) | Data out of domain Results for mathematical parameters are not defined. | acos, acosf, asin, asinf, atan, atan2, atan2f, atanf, ceil, ceilf, cos, cosf, cosh, coshf, exp, expf, floor, floorf, fmod, fmodf, ldexp, ldexpf, log, log10, log10f, logf, modf, modff, pow, powf, sin, sinf, sinh, sinhf, sqrt, sqrtf, tan, tanf, tanh, tanhf, fabs, fabsf, frexp, frexpf |
| 0x450 (ESTRN) | Too long string The length of string literal exceeds 512 characters. | atof, atoi, atol, atoll, atofixed, atolaccum, strtod, strtol, strtoul, strtoll, strtoull, strtolfixed, strtolaccum |
| 0x04B0 (ECBASE) | Invalid radix An invalid radix was specified. | atoi, atol, atoll, strtol, strtoul, strtoll, strtoull |
| 0x04B2 (ETLN) | Number too long The specified number exceeds the number of significant digits. | atof, atofixed, atolaccum, strtod, strtolfixed, strtolaccum, fscanf, scanf, sscanf |
| 0x04B4 (EEXP) | Exponent too large The specified exponent exceeds three digits. | strtod, fscanf, scanf, sscanf, atof |
| 0x04B6 (EEXPN) | Normalized exponent too large The exponent exceeds three digits when the string literal is normalized to the IEEE standard decimal format. | strtod, fscanf, scanf, sscanf, atof |
| 0x04BA (EFLOATO) | Overflow out of float A float-type decimal value is out of range (overflow). | fscanf, scanf, sscanf |
| 0x04C4 (EFLOATU) | Underflow out of float A float-type decimal value is out of range | fscanf, scanf, sscanf |

| Error No. | Error Message/Explanation | Functions to Set Error Code |
|--------------------|---|------------------------------------|
| | (underflow). | |
| 0x04E2 (EDBLO) | Overflow out of double A double-type decimal value is out of range (overflow). | fscanf, scanf, sscanf |
| 0x04EC (EDBLU) | Underflow out of double A double-type decimal value is out of range (underflow). | fscanf, scanf, sscanf |
| 0x04F6 (ELDBLO) | Overflow out of long double A long double-type decimal value is out of range (overflow). | fscanf, scanf, sscanf |
| 0x0500 (ELDBLU) | Underflow out of long double A long double-type decimal value is out of range (underflow). | fscanf, scanf, sscanf |

Section 12 Assembler Error Messages

12.1 Error Format and Error Levels

This section gives a list of error messages and explains details of errors in the following format.

Error number **(Error level) Error message**
 Error details

There are three different error levels, corresponding to different degrees of seriousness.

| Error Level | Error Type | Description |
|-------------|------------|----------------------------|
| (W) | Warning | Processing is continued. |
| (E) | Error | Processing is interrupted. |
| (F) | Fatal | Processing is interrupted. |

12.2 List of Messages

A1000 (W) '.ALIGN' with not 'ALIGN' specified relocatable section

Directive command **.ALIGN** is written in a section that does not have an **ALIGN** specification. Check the position where directive command **.ALIGN** is written. Write an **ALIGN** specification in the section definition line of a section in which directive command **.ALIGN** is written.

A1001 (W) Destination address may be changed

The jump address can be a position that differs from an anticipated destination. When writing an address in a branch instruction operand using a location symbol for offset, be sure to write the addressing mode, jump distance, and instruction format specifiers for all mnemonics at locations from that instruction to the jump address.

A1002 (W) Floating point value is out of range

The floating-point value is out of range.
Check the floating-point value written in the source code. The value out of range is ignored.

A1003 (W) Location counter exceed

The location counter value has exceeded 0FFFFFFFFh.
Check the value of the operand in **.ORG**. Correct the source code.

A1004 (W) '.ALIGN' size is different

The specified boundary alignment value does not match the other settings.
Check the alignment value.

A1006 (W) Data in 'CODE' section align in 4byte

When **endian=big** is specified, the start address of the data area in the **CODE** section is aligned to a 4-byte boundary.

A1007 (W) Data size in 'CODE' section align in 4byte

When **endian=big** is specified, the size of the data area in the **CODE** section is adjusted to a multiple of 4.

A1009 (W) Multiple symbols

.STACK (stack value setting) is specified multiple times for a single symbol.

A1010 (W) Section attribute mismatch

The specified section attribute does not match the other settings.

A1011 (W) Use PM instruction

A privileged instruction is used.

A1012 (W) Use FPU instruction

A floating-point operation instruction is used.

A1013 (W) Use DSP instruction

A DSP function instruction is used

A1014 (W) Too many actual macro parameters

There are too many actual macro parameters.
Extra macro parameters will be ignored.

A1015 (W) Actual macro parameters are not enough

The number of actual macro parameters is smaller than that of formal macro parameters.
The formal macro parameters that do not have corresponding actual macro parameters are ignored.

A1016 (W) '.END' statement is in include file

The include file contains an **.END** statement.
.END cannot be written in include files. Delete this statement. The software will ignore **.END** as it executes.

- A2000 (E) No space after mnemonic or directive**
The mnemonic or assemble directive is not followed by a space character.
Enter a space character between the instruction and operand.
- A2001 (E) ',' is missing**
' ,' is not entered. Insert a comma to separate between operands.
- A2002 (E) Characters exist in expression**
Extra characters are written in an instruction or expression.
Check the rules to be followed when writing an expression.
- A2003 (E) Size specifier is missing**
No size specifier is entered.
Write a size specifier.
- A2004 (E) Invalid operand(s) exist in instruction**
The instruction contains an invalid operand.
Check the syntax for this instruction and rewrite it correctly.
- A2005 (E) Operand type is not appropriate**
The operand type is incorrect.
Check the syntax for this operand and rewrite it correctly.
- A2006 (E) Size specifier is not appropriate**
The size specifier is written incorrectly.
Rewrite the size specifier correctly.
- A2007 (E) Operand label is not in the same section**
The branch destination is not in the same section.
Execution can branch only to a destination within the same section. Correct the mnemonic.
- A2008 (E) Illegal displacement value**
An illegal displacement value is specified.
Specify a multiple of 2 when the size specifier is **W**. Specify a multiple of 4 when the size specifier is **L**.
- A2009 (E) FPU instruction or FPSW is used**
A floating-point operation (FPU) instruction or FPSW is used. Check the CPU type.

A2022 (E) Symbol name is missing

Symbol is not entered.
Write a symbol name.

A2023 (E) Illegal directive command is used

An illegal instruction is entered.
Rewrite the instruction correctly.

A2024 (E) No ';' at the top of comment

';' is not entered at the beginning of a comment.
Enter a semicolon at the beginning of each comment. Check whether the mnemonic or operand is written correctly.

A2026 (E) 'CODE' section in big endian is not appropriate

The value specified for the start address of the absolute-addressing **CODE** section is not a multiple of 4 while **endian=big** is specified.
Specify a multiple of 4 for the start address.

A2027 (E) Illegal character code

An illegal character code is specified.

A2028 (E) Unrecognized character escape sequence

An unrecognizable escape sequence is specified.

A2029 (E) Invalid description in #pragma inline_asm function

Invalid assembly-language code was used in an assembly-language function.
Go through the C-language source file and check the code corresponding to functions for which **#pragma inline_asm** was specified.

A2040 (E) Include nesting over

Include is nested too many levels.
Rewrite include so that it is nested within 30 levels.

A2041 (E) Can't open include file 'XXXX'

The include file cannot be opened.
Check the include file name. Check the directory where the include file is stored.

A2042 (E) Including the include file in itself

An attempt is made to include the include file in itself.
Check the include file name and rewrite correctly.

A2049 (E) Invalid reserved word exist in operand

The operand contains a reserved word.

Reserved words cannot be written in an operand. Rewrite the operand correctly.

A2050 (E) Operand value is not defined

An undefined operand value is entered.

Write a valid value for operands.

A2051 (E) '{' is missing

'{' is not specified.

A2052 (E) Addressing mode specifier is not appropriate

The addressing mode specifier is written incorrectly.

Make sure that the addressing mode is written correctly.

A2053 (E) Reserved word is missing

No reserved word is entered.

A2054 (E) ']' is missing

']' is not entered.

Write the right bracket ']' corresponding to the '['.

A2055 (E) Right quote is missing

A right quote is not entered.

Enter the right quote.

A2056 (E) The value is not constant

The value is indeterminate when assembled.

Write an expression, symbol name, or label name that will have a determinate value when assembled.

A2057 (E) Quote is missing

Quotes for a character string are not entered.

Enclose a character string with quotes as you write it.

A2058 (E) Illegal operand is used

The operand is incorrect.

Check the syntax for this operand and rewrite it correctly.

- A2059 (E) Operand number is not enough**
The number of operands is insufficient.
Check the syntax for these operands and rewrite them correctly.
- A2060 (E) Too many macro nesting**
The macro is nested too many levels.
Make sure that the macro is nested no more than 65,535 levels. Check the syntax for this source statement and rewrite it correctly.
- A2061 (E) Too many macro local label definition**
Too many macro local labels are defined.
Make sure that the number of macro local labels defined in one file are 65,535 or less.
- A2062 (E) '.MACRO' is missing for '.ENDM'**
.MACRO for .ENDM is not found.
Check the position where .ENDM is written.
- A2063 (E) '.MREPEAT' is missing for '.ENDR'**
.MREPEAT for .ENDR is not found.
Check the position where .ENDR is written.
- A2064 (E) '.MACRO' or '.MREPEAT' is missing for '.EXITM'**
.MACRO or .MREPEAT for .EXITM is not found.
Check the position where .EXITM is written.
- A2065 (E) No macro name**
No macro name is entered.
Write a macro name for each macro definition.
- A2066 (E) Too many formal parameter**
There are too many formal parameters defined for the macro.
Make sure that the number of formal parameters defined for the macro is 80 or less.
- A2067 (E) Illegal macro parameter**
The macro parameter contains some incorrect description.
Check the written contents of the macro parameter.
- A2068 (E) Source line is too long**
The source line is excessively long.
Check the contents written in the source line and correct it as necessary.

- A2069 (E) '.MACRO' is missing for '.LOCAL'**
.MACRO for .LOCAL is not found.
Check the position where .LOCAL is written. .LOCAL can only be written in a macro block.
- A2070 (E) No '.ENDM' statement**
.ENDM is not entered.
Check the position where .ENDM is written. Write .ENDM as necessary.
- A2071 (E) No '.ENDR' statement**
.ENDR is not entered.
Check the position where .ENDR is written. Write .ENDR as necessary.
- A2072 (E) ')' is missing**
)' is not entered.
Write the right parenthesis ')' corresponding to the '('.
- A2073 (E) Operand expression is not completed**
The operand description is not complete.
Check the syntax for this operand and rewrite it correctly.
- A2074 (E) Syntax error in expression**
The expression is written incorrectly.
Check the syntax for this expression and rewrite it correctly.
- A2075 (E) String value exist in expression**
A character string is entered in the expression.
Rewrite the expression correctly.
- A2076 (E) Division by zero**
A divide by 0 operation is attempted.
Rewrite the expression correctly.
- A2077 (E) No '.END' statement**
.END is not entered.
Be sure to enter .END in the last line of the source program.
- A2078 (E) The specified address overlaps at 'address'**
Something has already been allocated to 'address'.
Check the specifications for .ORG and .OFFSET.

If the source code was C or C++, 'address' has been specified for two or more variables.
Check the variable you are attempting to allocate to 'address'.

A2080 (E) '.IF' is missing for '.ELSE'

.IF for **.ELSE** is not found.

Check the position where **.ELSE** is written.

A2081 (E) '.IF' is missing for '.ELIF'

.IF for **.ELIF** is not found.

Check the position where **.ELIF** is written.

A2082 (E) '.IF' is missing for '.ENDIF'

.IF for **.ENDIF** is not found.

Check the position where **.ENDIF** is written.

A2083 (E) Too many nesting level of condition assemble

Condition assembling is nested too many levels.

Check the syntax for this condition assemble statement and rewrite it correctly.

A2084 (E) No '.ENDIF' statement

No corresponding **ENDIF** is found for the **IF** statement in the source file.

Check the source description.

A2088 (E) Can't open '.ASSERT' message file 'XXXX'

The **.ASSERT** output file cannot be opened.

Check the file name.

A2089 (E) Can't write '.ASSERT' message file 'XXXX'

Data cannot be written to the **.ASSERT** output file.

Check the permission of the file.

A2090 (E) Too many temporary label

There are too many temporary labels.

Replace the temporary labels with label names.

A2091 (E) Temporary label is undefined

The temporary label is not defined yet.

Define the temporary label.

A2100 (E) Value is out of range

The value is out of range.
Write a value that matches the register bit length.

A2111 (E) Symbol is undefined

The symbol is not defined yet.
Undefined symbols cannot be used. Forward referenced symbol names cannot be entered.
Check the symbol name.

A2112 (E) Symbol is missing

Symbol is not entered.
Write a symbol name.

A2113 (E) Symbol definition is not appropriate

The symbol is defined incorrectly.
Check the method for defining this symbol and rewrite it correctly.

A2114 (E) Symbol has already defined as another type

The symbol has already been defined in a different directive with the same name.
Change the symbol name.

A2115 (E) Symbol has already defined as the same type

The symbol has already been defined.
Change the symbol name.

A2116 (E) Symbol is multiple defined

The symbol is defined twice or more. The macro name and some other name are duplicates.
Change the symbol name.

A2117 (E) Invalid label definition

An invalid label is entered.
Rewrite the label definition.

A2118 (E) Invalid symbol definition

An invalid symbol is entered.
Rewrite the symbol definition.

A2119 (E) Reserved word is used as label or symbol

Reserved word is used as a label or symbol.
Rewrite the label or symbol name correctly.

A2130 (E) No '.SECTION' statement

.SECTION is not entered.

Always make sure that the source program contains at least one **.SECTION**.

A2131 (E) Section type is not appropriate

An instruction or a directive used in a section does not match the section type.

A2132 (E) Section has already determined as attribute

The attribute of this section has already been defined as relative. Directive command **.ORG** cannot be written here.

Check the attribute of the section.

A2133 (E) Section attribute is not defined

Section attribute is not defined. Directive command **.ALIGN** cannot be written in this section.

Make sure that directive **.ALIGN** is written in an absolute attribute section or a relative attribute section where **ALIGN** is specified.

A2134 (E) Section name is missing

No section name is entered.

Write a section name in the operand.

A2135 (E) 'ALIGN' is multiple specified in '.SECTION'

Two or more **ALIGN**'s are specified in the **.SECTION** definition line.

Delete extra **ALIGN** specifications.

A2136 (E) Section type is multiple specified

Section type is specified two or more times in the section definition line.

Only one section type **CODE**, **DATA**, or **ROMDATA** can be specified in a section definition line.

A2137 (E) Too many operand

There are extra operands.

Check the syntax for these operands and rewrite them correctly.

A3000 (F) Can't create file 'filename'

The **filename** file cannot be generated.

Check the directory capacity.

- A3001 (F) Can't open file 'filename'**
The **filename** file cannot be opened.
Check the file name.
- A3002 (F) Can't write file 'filename'**
The **filename** file cannot be written to.
Check the permission of the file.
- A3003 (F) Can't read file 'filename'**
The **filename** file cannot be read.
Check the permission of the file.
- A3004 (F) Can't create Temporary file**
Temporary file cannot be generated.
Specify a directory in environment variable **TMP_RX** so that a temporary file will be created in some place other than the current directory.
- A3005 (F) Can't open Temporary file**
The temporary file cannot be opened.
Check the directory specified in **TMP_RX**.
- A3006 (F) Can't read Temporary file**
The temporary file cannot be read.
Check the directory specified in **TMP_RX**.
- A3007 (F) Can't write Temporary file**
The temporary file cannot be written to.
Check the directory specified in **TMP_RX**.
- A3008 (F) Illegal file name 'filename'**
The file name is illegal.
Specify a file name that conforms to file name description rules.
- A3100 (F) Command line is too long**
The command line has too many characters.
Re-input the command.
- A3101 (F) Invalid option 'xx' is used**
An invalid command option xx is used.
The specified option is nonexistent. Re-input the command correctly.

- A3102 (F) Ignore option 'xx'**
An invalid option is specified.
- A3103 (F) Option 'xx' is not appropriate**
Command option **xx** is written incorrectly.
Specify the command option correctly again.
- A3104 (F) No input files specified**
No input file is specified.
Specify an input file.
- A3105 (F) Source files number exceed 80**
The number of source files exceeds 80.
Execute assembling separately in two or more operations.
- A3106 (F) Lacking cpu specification**
No CPU type is specified.
Specify the CPU type by the **cpu** option or environment variable **CPU_RX**.
- A3110 (F) Multiple register base/fint_register**
A single register is specified by the **base** and **fint_register** options.
- A3111 (F) Multiple register base/pid**
A single register is specified by the **base** and **pid** options.
- A3112 (F) Multiple register base/nouse_pid_register**
A single register is specified by the **base** and **nouse_pid_register** options.
- A3200 (F) Error occurred in executing 'xxx'**
An error occurred when executing **xxx**.
Rerun **asrx**.
- A3201 (F) Not enough memory**
Memory is insufficient.
Divide the file and re-run. Or increase the memory capacity.
- A3202 (F) Can't find work dir**
The work directory is not found.
Make sure that the setting of environment variable **TMP_RX** is correct.

A4000-A4999 (-) Internal error

An internal error occurred during assembly. Report the error occurrence to your local Renesas sales office.

Section 13 Error Messages for the Optimizing Linkage Editor

13.1 Error Format and Error Levels

This section gives a list of error messages and explains details of errors in the following format.

Error number **(Error level) Error message**
 Error details

There are five different error levels, corresponding to different degrees of seriousness.

| Error Number | Error Level | Error Type | Description |
|----------------------------|-------------|-------------|--|
| L0000–L0999 P0000–P0999 | (I) | Information | Processing is continued. |
| L1000–L1999 P1000–P1999 | (W) | Warning | Processing is continued. |
| L2000–L2999 P2000–P2999 | (E) | Error | Option analysis processing is continued; processing is interrupted. |
| L3000–L3999 P3000–P3999 | (F) | Fatal | Processing is interrupted. |
| L4000– P4000– | (–) | Internal | Processing is interrupted. |

Error numbers beginning with an **L** are optimizing linkage editor output messages.

Error numbers beginning with a **P** are prelinker output messages. Output of errors with numbers beginning with a **P** cannot be controlled using the **nomessage** or **change_message** options.

13.2 Return Values for Errors

When terminating execution, the optimizing linkage editor returns a numeric value to the OS indicating the processing result as shown below.

| Return Value | Description |
|--------------|---|
| 0 | Processing was completed successfully, or processing was terminated after an information message or a warning message was output. |
| 1 | An error, a fatal error, or an internal error occurred and processing was forcibly terminated. |

13.3 List of Messages

- L0001 (I) Section "section" created by optimization "optimization"**
The section named **section** was created as a result of the optimization.
- L0002 (I) Symbol "symbol" created by optimization "optimization"**
The symbol named **symbol** was created as a result of the optimization.
- L0003 (I) "file"-"symbol" moved to "section" by optimization**
As a result of **variable_access** optimization, the symbol named **symbol** in **file** was moved.
- L0004 (I) "file"-"symbol" deleted by optimization**
As a result of **symbol_delete** optimization, the symbol named **symbol** in **file** was deleted.
- L0005 (I) The offset value from the symbol location has been changed by optimization : "file"-"section"-"symbol ± offset"**
As a result of the size being changed by optimization within the range of **symbol ± offset**, the **offset** value was changed. Check that this does not cause a problem. To disable changing of the **offset** value, cancel the specification of the **goptimize** option on assembly of **file**.
- L0100 (I) No inter-module optimization information in "file"**
No inter-module optimization information was found in **file**. Inter-module optimization is not performed on **file**. To perform inter-module optimization, specify the **goptimize** option on compiling and assembly. Note however that the **goptimize** option is not available in **asmsh**.
- L0101 (I) No stack information in "file"**
No stack information was found in **file**. **file** may be an assembler output file or a **SYSROF**-> **ELF** converted file. The contents of the file will not be in the stack information file output by the optimizing linkage editor.

- L0102 (I) Stack size "size" specified to the undefined symbol "symbol" in "file"**
Stack size **size** is specified for the undefined symbol named **symbol** in **file**.
- L0103 (I) Multiple stack sizes specified to the symbol "symbol"**
Multiple stack sizes are specified for the symbol named **symbol**.
- L0300 (I) Mode type "mode type 1" in "file" differ from "mode type 2"**
A file with a different mode type was input.
- L0400 (I) Unused symbol "file"-"symbol"**
The symbol named **symbol** in **file** is not used.
- L0500 (I) Generated CRC code at "address"**
Generated CRC code at **address**.
- L0510 (I) Section "section" was moved other area specified in option "cpu=<attribute>"**
section without dividing is allocated according to **cpu=<attribute>**.
- L0511 (I) Sections "section name","new section name" are Non-contiguous**
section was divided and the newly created section is **new section name**.
- L1000 (W) Option "option" ignored**
The option named **option** is invalid, and is ignored.
- L1001 (W) Option "option 1" is ineffective without option "option 2"**
option 1 needs specifying **option 2**. **option 1** is ignored.
- L1002 (W) Option "option 1" cannot be combined with option "option 2"**
option 1 and **option 2** cannot be specified simultaneously. **option 1** is ignored.
- L1003 (W) Divided output file cannot be combined with option "option"**
option and the option to divide the output file cannot be specified simultaneously. **option** is ignored. The first input file name is used as the output file name.
- L1004 (W) Fatal level message cannot be changed to other level : "number"**
The level of a fatal error type message cannot be changed. The specification of **number** is ignored. Only errors at the information/warning/error level can be changed with the **change_message** option.
- L1005 (W) Subcommand file terminated with end option instead of exit option**
There is no processing specification following the **end** option. Processing is done with the **exit** option assumed.
-

- L1006 (W) Options following exit option ignored**
All options following the **exit** option is ignored.
- L1007 (W) Duplicate option : "option"**
Duplicate specifications of **option** were found. Only the last specification is effective.
- L1008 (W) Option "option" is effective only in cpu type "CPU type"**
option is effective only in **CPU type**. **option** is ignored.
- L1010 (W) Duplicate file specified in option "option" : "file"**
option was used to specify the same file twice. The second specification is ignored.
- L1011 (W) Duplicate module specified in option "option" : "module"**
option was used to specify the same module twice. The second specification is ignored.
- L1012 (W) Duplicate symbol/section specified in option "option" : "name"**
option was used to specify the same symbol name or section name twice. The second specification is ignored.
- L1013 (W) Duplicate number specified in option "option" : "number"**
option was used to specify the same error number. Only the last specification is effective.
- L1100 (W) Cannot find "name" specified in option "option"**
The symbol name or section name specified in **option** cannot be found. The **name** specification is ignored.
- L1101 (W) "name" in rename option conflicts between symbol and section**
name specified by the **rename** option exists as both a section name and as a symbol name. Rename is performed for the symbol name only in this case.
- L1102 (W) Symbol "symbol" redefined in option "option"**
The symbol specified by **option** has already been defined. Processing is continued without any change.
- L1103 (W) Invalid address value specified in option "option" : "address"**
address specified by **option** is invalid. The **address** specification is ignored.
- L1104 (W) Invalid section specified in option "option" : "section"**
An invalid section was specified in **option**. Confirm the following:
(1) The **-output** option does not accept a section that has no initial value.
(2) The **-jump_entries_for_pic** option accepts only a program section.

- L1110 (W) Entry symbol "symbol" in entry option conflicts**
A symbol other than **symbol** specified by the **entry** option is specified as the entry symbol on compiling or assembling. The option specification is given priority.
- L1120 (W) Section address is not assigned to "section"**
section has no addresses specified for it. **section** will be located at the rearmost address. Specify the address of the section using the optimizing linkage editor option **-start**.
- L1121 (W) Address cannot be assigned to absolute section "section" in start option**
section is an absolute address section. An address assigned to an absolute address section is ignored.
- L1122 (W) Section address in start option is incompatible with alignment : "section"**
The address of **section** specified by the **start** option conflicts with memory boundary alignment requirements. The section address is modified to conform to boundary alignment.
- L1130 (W) Section attribute mismatch in rom option : "section 1, section 2"**
The attributes and boundary alignment of **section 1** and **section 2** specified by the **rom** option are different. The larger value is effective as the boundary alignment of **section 2**.
- L1140 (W) Load address overflowed out of record-type in option "option"**
A **record** type smaller than the address value was specified. The range exceeding the specified **record** type has been output as different **record** type.
- L1141 (W) Cannot fill unused area from "address" with the specified value**
Specified data cannot be output to addresses higher than **address** because the unused area size is not a multiple of the value specified by the **space** option.
- L1150 (W) Sections in "option" option have no symbol**
The section specified in **option** does not have an externally defined symbol.
- L1160 (W) Undefined external symbol "symbol"**
An undefined external symbol **symbol** was referenced.
- L1170 (W) Specified SBR addresses conflict**
Different **SBR** addresses have been specified. Processing is done with **SBR=USER** assumed.
- L1171 (W) Least significant byte in SBR="constant" ignored**
The least significant 8 bits in address **constant** specified by the **SBR** option are ignored.

- L1180 (W) Directive command "directive" is duplicated in "file"**
directive was specified in multiple source files.
directive cannot be written more than once across files.
- L1181 (W) Fail to write "type of output code"**
Failed to write **type of output code** to the output file.
The output file may not contain the address to which **type of output code** should be output.
Type of output code:
When failed to write ID code -> **ID Code**
→**L1181 Fail to write "ID Code"**
When failed to write PROTECT/OFSREG code -> **Protect Code** or **OFSREG Code**
→**L1181 Fail to write "Protect Code" or "OFSREG Code"**
When failed to write CRC code -> **CRC Code**
→**L1181 Fail to write "CRC Code"**
- L1182 (W) Cannot generate vector table section "section"**
The input file contains vector table **section**. The linkage editor does not create the **section** automatically.
- L1183 (W) Interrupt number "vector number" of "section" is defined in input file**
The vector number specified by the **VECTN** option is defined in the input file.
Processing is continued with priority given on the definition in the input file.
- L1190 (W) Section "section" was moved other area specified in option "cpu=<memory attribute>"**
The object size was modified through optimization of access to external variables.
Accordingly, the **section** in the area specified by the next **cpu** specification was moved.
- L1191 (W) Area of "FIX" is within the range of the area specified by "cpu=<memory type>" : "<start>-<end>"**
In the **cpu** option, the address range of <start>-<end> specified for **FIX** overlapped with that specified for another memory type. The setting for **FIX** is valid.
- L1192 (W) Bss Section "section name" is not initialized**
section name, which is a data section without an initial value, cannot be initialized by the initial setup program. Check the address range specified with **-cpu** and the sizes of pointer variables.

- L1193 (W) Section "section name" specified in option "option" is ignored**
option specified for the section newly created due to **-cpu=stride** is invalid. Do not specify **option** for the newly created section.
- L1194 (W) Section "option" in relocation "file"-"section"-"offset" is changed.**
The relocation **section file offset** now refers to a location in the new section created with the division of **section**. To prevent division, declare the **contiguous_section** option for **section**.
- L1200 (W) Backed up file "file 1" into "file 2"**
Input file **file 1** was overwritten. A backup copy of the data in the previous version of **file 1** was saved in **file 2**.
- L1300 (W) No debug information in input files**
There is no debugging information in the input files. The **debug**, **sdebug**, or **compress** option has been ignored. Check whether the relevant option was specified at compilation or assembly.
- L1301 (W) No inter-module optimization information in input files**
No inter-module optimization information is present in the input files. The **optimize** option has been ignored. Check whether the **goptimize** option was specified at compilation or assembly.
- L1302 (W) No stack information in input files**
No stack information is present in the input files. The **stack** option is ignored. If all input files are assembler output files or **SYSROF->ELF** converted files, the **stack** option is ignored.
- L1303 (W) No rts information in input files**
No information in input files to generate **.rts** file. The processing will end without creating an **.rts** file.
- L1304 (W) No utl information in input files**
The information necessary to generate a **utl** file was not input.
- L1305 (W) Entry address in "file" conflicts : "address"**
Multiple files with different entry addresses are input.
- L1310 (W) "section" in "file" is not supported in this tool**
An unsupported section was present in **file**. **section** has been ignored.

- L1311 (W) Invalid debug information format in "file"**
Debugging information in **file** is not **dwarf2**. The debugging information has been deleted.
- L1320 (W) Duplicate symbol "symbol" in "file"**
The symbol named **symbol** is duplicated. The symbol in the first file input is given priority.
- L1321 (W) Entry symbol "symbol" in "file" conflicts**
Multiple object files containing more than one entry symbol definition were input. Only the entry symbol in the first file input is effective.
- L1322 (W) Section alignment mismatch : "section"**
Sections with the same name but different boundary alignments were input. Only the largest boundary alignment specification is effective.
- L1323 (W) Section attribute mismatch : "section"**
Sections with the same name but different attributes were input. If they are an absolute section and relative section, the section is treated as an absolute section. If the read/write attributes mismatch, both are allowed.
- L1324 (W) Symbol size mismatch : "symbol" in "file"**
Common symbols or defined symbols with different sizes were input. A defined symbol is given priority. In the case of two common symbols, the symbol in the first file input is given priority.
- L1325 (W) Symbol attribute mismatch : "symbol":"file"**
The attribute of **symbol** in **file** does not match the attribute of the same-name symbol in other files. Check the symbol.
- L1326 (W) Reserved symbol "symbol" is defined in "file"**
Reserved symbol name **symbol** is defined in the **file**.
- L1327 (W) Section alignment in option "aligned_section" is small : "section"**
Since the boundary alignment value specified for the **aligned_section** option is 16, which is smaller than that of **section**, the option settings made for that section are ignored.
- L1330 (W) Cpu type "CPU type 1" in "file" differ from "CPU type 2"**
Files with different CPU types were input. Processing is continued with the CPU type assumed as H8SX.

L1400 (W) Stack size overflow in register optimization

During register optimization, the stack access code exceeded the stack size limit of the compiler. The register optimization specification has been ignored.

L1401 (W) Function call nest too deep

The number of function call nesting levels is so deep that register optimization cannot be performed.

L1402 (W) Parentheses specified in option "start" with optimization

Optimization is not available when parentheses "(" are specified in the **start** option. Optimization has been disabled.

L1410 (W) Cannot optimize "file"-"section" due to multi label relocation operation

A section having multiple label relocation operations cannot be optimized. Section **section** in file **file** has not been optimized.

L1420 (W) "file" is newer than "profile"

file was updated after **profile**. The profile information has been ignored.

L1430 (W) Cannot generate effective bls file for compiler optimization

An invalid **bls** file was created. This optimization is not available even if optimization of access to external variables (**map** option) is specified for compilation.

The optimization of access to external variables (**map** option) in the compiler has the following restriction. Check if this restriction is applicable and modify the section allocation.

Access to external variables cannot be optimized in some cases if a data section is allocated immediately after a program section when the **base** option is specified for compilation.

Note: The **bls** file indicates the external symbol allocation information file.

It contains the information to be used for the **map** option of the compiler.

L1500 (W) Cannot check stack size

There is no stack section, and so consistency of the stack size specified by the **stack** option on compiling cannot be checked. To check the consistency of the stack size on compiling, the **goptimize** option needs to be specified on compiling and assembling.

L1501 (W) Stack size overflow : "stack size"

The stack section size exceeded the **stack size** specified by the **stack** option on

compiling. Either change the option used on compiling, or change the program so as to reduce the use of the stack.

L1502 (W) Stack size in "file" conflicts with that in another file

Different values for stack size are specified for multiple files. Check the options used on compiling.

L1510 (W) Input file was compiled with option "smap" and option "map" is specified at linkage

A file was compiled with **smap** specification. The file with **smap** specification should not be compiled with the **map** option specification in the second build processing.

P1600 (W) An error occurred during name decoding of "instance"

instance could not be decoded. The message is output using the encoding name.

L2000 (E) Invalid option : "option"

P2000 (E) Invalid option : "option"

option is not supported.

L2001 (E) Option "option" cannot be specified on command line

option cannot be specified on the command line. Specify this option in a subcommand file.

L2002 (E) Input option cannot be specified on command line

The **input** option was specified on the command line. Input file specification on the command line should be made without the **input** option.

L2003 (E) Subcommand option cannot be specified in subcommand file

The **subcommand** option was specified in a subcommand file. The **subcommand** option cannot be nested.

L2004 (E) Option "option 1" cannot be combined with option "option 2"

option 1 and **option 2** cannot be specified simultaneously.

L2005 (E) Option "option" cannot be specified while processing "process"

option cannot be specified for **process**.

L2006 (E) Option "option 1" is ineffective without option "option 2"

option 1 requires **option 2** be specified.

- L2010 (E) Option "option" requires parameter**
option requires a parameter to be specified.
- L2011 (E) Invalid parameter specified in option "option" : "parameter"**
An invalid parameter was specified for **option**.
- L2012 (E) Invalid number specified in option "option" : "value"**
An invalid value was specified for **option**. Check the range of valid values.
- L2013 (E) Invalid address value specified in option "option" : "address"**
The address **address** specified in **option** is invalid. A hexadecimal address between 0 and FFFFFFFF should be specified.
- L2014 (E) Illegal symbol/section name specified in "option" : "name"**
The section or symbol name specified in **option** uses an illegal character. Only alphanumeric, the underscore (_), and the dollar sign (\$) may be used in section/symbol names (the leading character cannot be a number).
- L2016 (E) Invalid alignment value specified in option "option" : "alignment value"**
The **alignment value** specified in **option** is invalid. 1, 2, 4, 8, 16, or 32 should be specified.
- L2017 (E) Cannot output "section" specified in option "option"**
Part of the code in **section** specified by **option** cannot be output. Part of the instruction code in **section** has been swapped with instruction code in another section due to endian conversion. Check the **section** address range with respect to 4-byte boundaries in the linkage list and find which section code is swapped with the target **section** code.
Note: The endian conversion function is available only in the RX Family CPU.
- L2020 (E) Duplicate file specified in option "option" : "file"**
The same file was specified twice in **option**.
- L2021 (E) Duplicate symbol/section specified in option "option" : "name"**
The same symbol name or section name was specified twice in **option**.
- L2022 (E) Address ranges overlap in option "option" : "address range"**
Address ranges **address range** specified in **option** overlap.
- L2100 (E) Invalid address specified in cpu option : "address"**
An invalid address was specified in the **cpu** option.

- L2101 (E) Invalid address specified in option "option" : "address"**
The **address** specified in **option** exceeds the address range that can be specified by the **cpu** or the range specified by the **cpu** option.
- L2110 (E) Section size of second parameter in rom option is not 0 : "section"**
section whose size is not zero was specified in the second parameter of the **rom** option.
- L2111 (E) Absolute section cannot be specified in "option" option : "section"**
An absolute address section was specified in **option**.
- L2112 (E) "section 1" and "section 2" cannot mapped as ROM/RAM in "file"**
section 1 and **section 2** specified in the name of **file** are not ROM/RAM-mapped.
- L2113 (E) Option "rom" and internal information in the file are conflicted**
Specification of the **rom** option conflicts with the internal information.
- L2120 (E) Library "file" without module name specified as input file**
A library file without a module name was specified as the input file.
- L2121 (E) Input file is not library file : "file (module)"**
The file specified by **file (module)** as the input file is not a library file.
- L2130 (E) Cannot find file specified in option "option" : "file"**
The file specified in **option** could not be found.
- L2131 (E) Cannot find module specified in option "option" : "module"**
The module specified in **option** could not be found.
- L2132 (E) Cannot find "name" specified in option "option"**
The symbol or section specified in **option** does not exist.
- L2133 (E) Cannot find defined symbol "name" in option "option"**
The externally defined symbol specified in **option** does not exist.
- L2140 (E) Symbol/section "name" redefined in option "option"**
The symbol or section specified in **option** has already been defined.
- L2141 (E) Module "module" redefined in option "option"**
The module specified in **option** has already been defined.
- L2142 (E) Interrupt number "vector number" of "section" has multiple definition**
Vector number definition was made multiple times in vector table **section**. Only one

address can be specified for a vector number. Check and correct the code in the source file.

L2143 (E) Invalid vector number specified: "number"

The vector number indicated by **number** is not allowed.

Check and correct the vector number specified with **#pragma special**.

L2200* (E) Illegal object file : "file"

A format other than ELF format was input.

* The error number will be shown as P2200.

L2201 (E) Illegal library file : "file"

file is not a library file.

L2202 (E) Illegal cpu information file : "file"

file is not a cpu information file.

L2203 (E) Illegal profile information file : "file"

file is not a profile information file.

L2210 (E) Invalid input file type specified for option "option" : "file (type)"

When specifying **option**, a **file (type)** that cannot be processed was input.

L2211 (E) Invalid input file type specified while processing "process" : "file (type)"

A **file (type)** that cannot be processed was input during processing **process**.

L2212 (E) "option" cannot be specified for inter-module optimization information in "file"

The option **option** cannot be used because **file** includes inter-module optimization information. Do not specify the **goptimize** option at compilation or assembly.

L2220 (E) Illegal mode type "mode type" in "file"

A file with a different **mode type** was input.

L2221 (E) Section type mismatch : "section"

Sections with the same name but different attributes (whether initial values present or not) were input.

L2223 (E) Cpu type "CPU type 1" in "file" is incompatible with "CPU type 2"

A different CPU type was input.

Since these types are incompatible in part of the specifications, even if the file is linked, correct operation cannot be guaranteed.

- L2300 (E) Duplicate symbol "symbol" in "file"**
There are duplicate occurrences of **symbol**.
- L2301 (E) Duplicate module "module" in "file"**
There are duplicate occurrences of **module**.
- L2310 (E) Undefined external symbol "symbol" referenced in "file"**
An undefined symbol **symbol** was referenced in **file**.
- L2311 (E) Section "section 1" cannot refer to overlaid section : "section 2"->"symbol"**
A symbol defined in **section 1** was referenced in **section 2** that is allocated to the same address as **section 1** overlaid. **section 1** and **section 2** must not be allocated to the same address.
- L2320 (E) Section address overflowed out of range : "section"**
The address of **section** exceeds the usable address range.
- L2321 (E) Section "section 1" overlaps section "section 2"**
The addresses of **section 1** and **section 2** overlap. Change the address specified by the **start** option.
- L2322 (E) Section size too large: "section"**
The size of **section** is too large. The size of a **\$TBR** section must be 1024 bytes or less.
- L2323 (E) Section "section 1 (address range)" overlaps with section "section 2 (address range)" in physical space**
section 1 overlaps with **section 2** in the physical memory. Check the addresses of the sections.
<address range>: <section start address> - <section end address>
- L2330 (E) Relocation size overflow : "file"->"section"->"offset"**
The result of the relocation operation exceeded the relocation size. Possible causes include inaccessibility of a branch destination, and referencing of a symbol which must be located at a specific address. Ensure that the referenced symbol at the **offset** position of **section** in the source list is placed at the correct position.
- L2331 (E) Division by zero in relocation value calculation : "file"->"section"->"offset"**
Division by zero occurred during a relocation operation. Check for problems in calculation of the position at **offset** in **section** in the source list.

- L2332 (E) Relocation value is odd number : "file"-"section"-"offset"**
The result of the relocation operation is an odd number. Check for problems in calculation of the position at **offset** in **section** in the source list.
- L2340 (E) Symbol name "file"-"section"-"symbol.." is too long**
The number of characters comprising **symbol** in **section** exceeds the translation limit of the assembler.
When outputting a symbol address file, make sure that the number of characters comprising the symbol name does not exceed the translation limit of the assembler.
- L2400 (E) Global register in "file" conflicts : "symbol", "register"**
Another symbol has already been allocated to a global register specified in **file**.
- L2401 (E) near8, near16 symbol "symbol" is outside near memory area**
symbol is not allocated in the **near8** or **near16** range. Either change the **start** specification, or remove the **near** specifier at compilation, so that correct address calculations can be made.
- L2402 (E) Number of register parameter conflicts with that in another file : "function"**
Different numbers of register parameters are specified for **function** in multiple files.
- L2403 (E) Fast interrupt register in "file" conflicts with that in another file**
The register number specified for the fast interrupt general register in **file** does not match the settings in other files. Correct the register number to match the other settings and recompile the code.
- L2404 (E) Base register "base register type" in "file" conflicts with that in another file**
The register number specified for **base register type** in **file** does not match the settings in other files. Correct the register number to match the other settings and recompile the code.
- L2405 (E) Option "compile option" conflicts with that in other files**
Specification of **compile option** is inconsistent between the input files.
Check and correct **compile option**.
- L2410 (E) Address value specified by map file differs from one after linkage as to "symbol"**
The address of **symbol** differs between the address within the external symbol allocation information file used at compilation and the address after linkage. Check (1) to (3) below.

- (1) Do not change the program before or after the **map** option specification at compilation.
- (2) **optlnk** optimization may cause the sequence of the symbols after the **map** option specification at compilation to differ from that before the **map** option. Disable the **map** option at compilation or disable the **optlnk** option for optimization.
- (3) When the **tbr** option or **#pragma tbr** is used, optimization by the compiler may delete symbols after the **map** option specification at compilation. Disable the **map** option at compilation or disable the **tbr** option or **#pragma tbr**.

L2411 (E) Map file in "file" conflicts with that in another file

Different external symbol allocation information files were used by the input files at compilation.

L2412 (E) Cannot open file : "file"

file (external symbol allocation information file) cannot be opened. Check whether the file name and access rights are correct.

L2413 (E) Cannot close file : "file"

file (external symbol allocation information file) cannot be closed. There may be insufficient disk space.

L2414 (E) Cannot read file : "file"

file (external symbol allocation information file) cannot be read. An empty file may have been input, or there may be insufficient disk space.

L2415 (E) Illegal map file : "file"

file (external symbol allocation information file) has an illegal format. Check whether the file name is correct.

L2416 (E) Order of functions specified by map file differs from one after linkage as to "function name"

The sequences of a function **function name** and those of other functions are different between the information within the external symbol allocation information file used at compilation and the location after linkage. The address of **static** within the function may be different between the external symbol allocation information file and the result after linkage.

L2417 (E) Map file is not the newest version: "file name"

The **.bls** file is not the latest version.

- L2420 (E) "file 1" overlap address "file 2" : "address"**
The address specified for **file 1** is the same as that specified for **file 2**.
- P2500 (E) Cannot find library file : "file"**
file specified as a library file cannot be found.
- P2501 (E) "instance" has been referenced as both an explicit specialization and a generated instantiation**
Instantiation has been requested of an instance already defined. For the file using **instance**, confirm that **form=relocate** has not been used to generate a relocatable object file.
- P2502 (E) "instance" assigned to "file 1" and "file 2"**
The definition of instance is duplicated in **file 1** and **file 2**. For the file using **instance**, confirm that **form=relocate** has not been used to generate a relocatable object file.
- L3000 (F) No input file**
There is no input file.
- L3001 (F) No module in library**
There are no modules in the library.
- L3002 (F) Option "option 1" is ineffective without option "option 2"**
The option **option 1** requires that the option **option 2** be specified.
- L3004 (F) Unsupported inter-module optimization information type "type" in "file"**
The file contains an unsupported inter-module optimization information **type**. Check if the compiler and assembler versions are correct.
- P3005 (F) Instantiation loop**
The instance generation process is iterating in a loop.
The input file name might match the name of another file. Change the file name so that there are no matching file names except the extension.
- P3007 (F) Cannot create instantiation request file "file"**
Unable to create an intermediate file for the instance generation process.
Check that the access rights of the object created folder and those beneath it are correct.
- P3008 (F) Cannot change to directory "folder"**
Unable to move to **folder**. Check that the folder exists.

- P3009 (F) File "file" is read-only**
file is read-only. Change its access right.
- L3100 (F) Section address overflow out of range : "section"**
The address of **section** exceeded FFFFFFFF. Change the address specified by the **start** option. For details of the address space, refer to the hardware manual of the target CPU.
- L3102 (F) Section contents overlap in absolute section "section"**
Data addresses overlap within an absolute address section. Modify the source program.
- L3110 (F) Illegal cpu type "cpu type" in "file"**
A file with a different cpu type was input.
- L3111 (F) Illegal encode type "endian type" in "file"**
A file with a different endian type was input.
- L3112 (F) Invalid relocation type in "file"**
There is an unsupported relocation type in **file**. Ensure the compiler and assembler versions are correct.
- L3120 (F) Illegal size of the absolute code section : "section" in "file"**
Absolute-addressing program section **section** in **file** has an illegal size. When the CPU type is RX Family in big endian, correct the size to a multiple of 4.
- L3200 (F) Too many sections**
The number of sections exceeded the translation limit. It may be possible to eliminate this problem by specifying multiple file output.
- L3201 (F) Too many symbols**
The number of symbols exceeded the translation limit. It may be possible to eliminate this problem by specifying multiple file output.
- L3202 (F) Too many modules**
The number of modules exceeded the translation limit. Divide the library.
- L3203 (F) Reserved module name "optlnk_generates"**
optlnk_generates_** (** is a value from 01 to 99) is a reserved name used by the optimizing linkage editor. It is used as an **.obj** or **.rel** file name or a module name within a library. Modify the name if it is used as a file name or a module name within a library.

L3300* (F) Cannot open file : "file"

file cannot be opened. Check whether the file name and access rights are correct.

* The error number will be shown as P3300.

L3301 (F) Cannot close file : "file"

file cannot be closed. There may be insufficient disk space.

L3302 (F) Cannot write file : "file"

Writing to **file** is not possible. There may be insufficient disk space.

L3303* (F) Cannot read file : "file"

file cannot be read. An empty file may have been input, or there may be insufficient disk space.

* The error number will be shown as P3303.

L3310* (F) Cannot open temporary file

A temporary file cannot be opened. Check to ensure the **HLNK_TMP** specification is correct, or there may be insufficient disk space.

* The error number will be shown as P3310.

L3311 (F) Cannot close temporary file

A temporary file cannot be closed. There may be insufficient disk space.

L3312 (F) Cannot write temporary file

Writing to a temporary file is not possible. There may be insufficient disk space.

L3313 (F) Cannot read temporary file

A temporary file cannot be read. There may be insufficient disk space.

L3314 (F) Cannot delete temporary file

A temporary file cannot be deleted. There may be insufficient disk space.

L3320* (F) Memory overflow

There is no more space in the usable memory within the linkage editor. Increase the amount of memory available.

* The error number will be shown as P3320.

L3400 (F) Cannot execute "load module"

load module cannot be executed. Check whether the path for **load module** is set correctly.

L3410 (F) Interrupt by user

An interrupt generated by **(Ctrl) + C** keys from a standard input terminal was detected.

L3420 (F) Error occurred in "load module"

An error occurred while executing the **load module**.

P3500 (F) Bad instantiation request file -- instantiation assigned to more than one file

An intermediate file for the instance generation process contains an error.

Recompile the files to be linked.

P3505 (F) Corrupted template information file or instantiation request file

An intermediate file for the template process or that for the instance generation process contains an error.

Do not edit these files.

L4000* (-) Internal error : ("internal error code") "file line number" / "comment"

An internal error occurred during processing by the optimizing linkage editor. Make a note of the internal error number, file name, line number, and comment in the message, and contact the support department of the vendor.

* The error number will be shown as P4000.

Section 14 Translation Limits

14.1 Translation Limits of Compiler

Table 14.1 shows the translation limits of the compiler.

Source programs must be created to fall within these translation limits.

Table 14.1 Translation Limits of Compiler

| No. | Classification | Item | Translation Limit |
|-----|----------------|---|-------------------------------|
| 1 | Startup | Total number of macro names that can be specified using the define option | Unlimited |
| 2 | | Number of characters in a file name | Unlimited (depends on the OS) |
| 3 | Source program | Number of characters in one line | 32768 |
| 4 | | Number of source program lines in one file | Unlimited |
| 5 | | Total number of source program lines that can be compiled | Unlimited |
| 6 | Preprocessing | Nesting levels of files in an #include statement | Unlimited |
| 7 | | Total number of macro names in a #define statement | Unlimited |
| 8 | | Number of parameters that can be specified using a macro definition or macro call operation | Unlimited |
| 9 | | Number of expansions of a macro name | Unlimited |
| 10 | | Nesting levels of conditional inclusion | Unlimited |
| 11 | | Total number of operators and operands that can be specified in an #if or #elif statement | Unlimited |
| 12 | Declaration | Number of function definitions | Unlimited |
| 13 | | Number of external identifiers used for external linkage | Unlimited |
| 14 | | Number of valid internal identifiers used in one function | Unlimited |
| 15 | | Number of pointers, arrays, and function declarators that qualify the basic type | 16 |
| 16 | | Number of array dimensions | 6 |
| 17 | | Size of arrays and structures | 2147483647 bytes |

| No. | Classification | Item | Translation Limit |
|-----|------------------|---|------------------------|
| 18 | Statement | Nesting levels of compound statements | Unlimited |
| 19 | | Nesting levels of statements in a combination of repeat (while , do , and for) and select (if and switch) statements | 4096 |
| 20 | | Number of compound statements that can be written in one function | 2048 |
| 21 | | Number of goto labels that can be specified in one function | 2147483646 |
| 22 | | Number of switch statements | 2048 |
| 23 | | Nesting levels of switch statements | 2048 |
| 24 | | Number of case labels that can be specified in one switch statement | 2147483646 |
| 25 | | Nesting levels of for statements | 2048 |
| 26 | Expression | Number of characters in a string | 32766 |
| 27 | | Number of parameters that can be specified using a function definition or function call operation | 2147483646 |
| 28 | | Total number of operators and operands that can be specified in one expression | About 500 |
| 29 | Standard library | Number of files that can be opened simultaneously in an open function | Variable* ¹ |
| 30 | Section | Length of section name* ² | 8146 |
| 31 | | Number of sections that can be specified in #pragma section in one file | 2045 |

- Notes: 1. For details, refer to section 8.3.2, Initial Setting.
 2. Since the assembler's limit of number of characters in one line is applied to the length of a section name when generating an object, the length that can be specified in **#pragma section** or the **section** option is shorter than this limit.

14.2 Translation Limits of Assembler

Table 14.2 shows the translation limits of the assembler.

Table 14.2 Translation Limits of Assembler

| No. | Item | Translation Limit |
|-----|--|--|
| 1 | Number of characters in one line | 8190 |
| 2 | Symbol length | Number of characters in one line* |
| 3 | Number of symbols | Unlimited |
| 4 | Number of externally referenced symbols | Unlimited |
| 5 | Number of externally defined symbols | Unlimited |
| 6 | Maximum size for a section | 0FFFFFFFH bytes |
| 7 | Number of sections | 65265 (with debugging information) or 65274 (without debugging information) |
| 8 | File include | Nesting levels of 30 |
| 9 | String length | Number of characters in one line* |
| 10 | Number of characters in a file name | Number of characters in one line* |
| 11 | Number of characters in an environment variable setting | 2048 bytes |
| 12 | Number of macro definitions | 65535 |

Note: * The limit may become a smaller value depending on the string length specified in the same line.

Section 15 Usage Notes

This section provides notes for using this compiler package.

15.1 Notes on Program Coding

(1) Functions with Prototype Declarations

When a function is called, the prototype of the called function must be declared. If a function is called without a prototype declaration, parameters may not be received and passed correctly.

<Example 1>

The function has the **float** type parameter (when **dbl_size=8** is specified).

```
void g()
{
    float a;
    ...
    f(a);           //Converts a to double type
}
void f(float x)
{...}
```

<Example 2>

The function has **signed char**, **(unsigned) char**, **(signed) short**, and **unsigned short** type parameters passed by stack.

```
void h();
void g()
{
    char a,b;
    ...
    h(1,2,3,4,a,b); // Converts a and b to int type
}
void h(int a1, int a2, int a3, int a4, char a5, char a6)
{...}
```

(2) Function Declaration Containing Parameters without Type Information

When more than one function declaration (including function definition) is made for the same function, do not use both a format in which parameters and types are not specified together and a format in which parameters and types are specified together.

If both formats are used, the generated code may not process types correctly because there is a difference in how the parameters are interpreted in the caller and callee.

When the error message **C5147** is displayed at compilation, this problem may have caused it. In such a case, either use only a format in which parameters and types are specified together or check the generated code to ensure that there is no problem in parameter passing.

<Example>

Since **old_style** is written in different formats, the meaning of the types of parameters **d** and **e** are different in the caller and callee. Thus, parameters are not passed correctly.

```
extern int old_style(int,int,int,short,short);
/* Function declaration: Format in which parameters and types are specified
   together */
int old_style(a,b,c,d,e)
/* Function definition: Format in which parameters and types are not
   specified together */
int a,b,c;
short d,e;
{
    return a + b + c + d + e;
}
int result;
func()
{
    result = old_style(1,2,3,4,5);
}
```

(3) Expressions whose Evaluation Order is not Specified by the C/C++ Language

When using an expression whose evaluation order is not specified in the C/C++ language specifications, the operation is not guaranteed in a program code whose execution results differ depending on the evaluation order.

<Example>

```
a[i]=a[++i] ;      The value on the left side differs depending on whether the right
                  side of the assignment expression is evaluated first.

sub(++i, i) ;      The value of the second parameter differs depending on whether the
                  first parameter in the function is evaluated first.
```

(4) Overflow Operation and Zero Division

Even if an overflow operation or floating-point zero division is performed, error messages will not be output. However, if an overflow operation is included in the operations of a single constant or between constants, error messages will be output at compilation.

<Example>

```
void main()
{
    int ia;
    int ib;
    float fa;
    float fb;

    ib=32767;
    fb=3.4e+38f;

    /* Compilation error messages are output when an overflow operation */
    /* is included in operations of a constant or between constants */

    ia=99999999999; /* (W) Detects overflow in constant operation */
    fa=3.5e+40f; /* (E) Detects overflow in floating-point operation */

    /* No error message is output for overflow at execution */
}
```

```

    ib=ib+32767;    /* Ignores overflow in operation result          */
    fb=fb+3.4e+38f; /* Ignores overflow in floating-point operation result */
  }

```

(5) Writing to const Variables

Even if a variable is declared with **const** type, if assignment is done to a non-**const** type variable converted from **const** type or if a program compiled separately uses a parameter of a different type, the compiler cannot check the writing to a **const** type variable. Therefore, precautions must be taken.

<Example>

```

const char *p;    /* Because the first parameter in library          */
:                /* function strcat is a pointer to char, the          */
strcat(p, "abc"); /* area indicated by the parameter may change          */

file 1
const int i;

file 2
extern int i;    /* In file 2, variable i is not declared as          */
:                /* const, therefore writing to it in file 2          */
i=10;            /* is not an error                                     */

```

(6) Precision of Mathematical Function Libraries

For functions **acos(x)** and **asin(x)**, an error is large around $x=1$. Therefore, precautions must be taken. The error range is as follows:

| | |
|--|---|
| Absolute error for $\text{acos}(1.0 - \epsilon)$ | double precision 2^{-39} ($\epsilon = 2^{-33}$) |
| | single precision 2^{-21} ($\epsilon = 2^{-19}$) |
| Absolute error for $\text{asin}(1.0 - \epsilon)$ | double precision 2^{-39} ($\epsilon = 2^{-28}$) |
| | single precision 2^{-21} ($\epsilon = 2^{-16}$) |

(7) Codes that May be Deleted by Optimization

A code continuously referencing the same variable or a code containing an expression whose result is not used may be deleted as redundant codes at optimization by the compiler. Variables should be declared with **volatile** in order for accesses to always be guaranteed.

<Example>

```
[1] b=a; /* The expression in the first line may be deleted */
      /* as redundant code */
      b=a;
[2] while(1)a; /* The reference to variable a and the loop */
      /* statement may be deleted as redundant code */
```

(8) Differences between C89 Operation and C99 Operation

In the C99, selection statements and repeat statements are enclosed in curly brackets { }. This causes operations to differ in the C89 and C99.

<Example>

```
enum {a,b};
int g(void)
{
    if(sizeof(enum{b,a}))
        return a;
    return b;
}
```

If the above code is compiled with **-lang=c99** specified, it is interpreted as follows:

```
enum {a,b};
int g(void)
{
    {
        if(sizeof(enum{b,a}))
            return a;
    }
}
```

```
    return b;  
}
```

g()=0 in **-lang=c** becomes **g()**=1 in **-lang=c99**.

(9) Operations and Type Conversions That Lead to Overflows

The result of any operation or type conversion must be within the allowed range of values for the given type (i.e. values must not overflow). If an overflow does occur, the result of the operation or type conversion may be affected by other conditions such as compiler options.

In the standard C language, the result of an operation that leads to an overflow is undefined and thus may differ according to the current conditions of compilation. Ensure that no operations in a program will lead to an overflow.

The following example illustrates this problem.

Example: Type conversion from **float** to **unsigned short**

```
float f = 2147483648.0f;  
unsigned short ui2;  
void ex1func(void)  
{  
    ui2 = f; /* Type conversion from float to unsigned short */  
}
```

The value of **ui2**, which is acquired as the result of executing **ex1func**, depends on whether **-fpu** or **-nofpu** has been specified.

-fpu (with the FPU): **ui2** = 65535

-nofpu (without the FPU): **ui2** = 0

This is because the method of type conversion from **float** to **unsigned short** differs according to whether **-fpu** or **-nofpu** has been specified.

15.2 Notes on Compiling a C Program with the C++ Compiler

(1) Functions with Prototype Declarations

Before using a function, a prototype declaration is necessary. At this time, the types of the parameters should also be declared.

```
extern void func1();  
void g()  
{  
    func1(1); // Error  
}
```

```
extern void func1(int);  
void g()  
{  
    func1(1); // OK  
}
```

(2) Linkage of const Objects

Whereas in C programs **const** type objects are linked externally, in C++ programs they are linked internally. In addition, **const** type objects require initial values.

```
const cvalue1; // Error  
  
const cvalue2 = 1; // Links internally
```

```
const cvalue1=0;  
// Gives initial value  
  
extern const cvalue2 = 1;  
// Links externally  
// as a C program
```

(3) Assignment of void*

In C++ programs, if explicit casting is not used, assignment of pointers to other objects (excluding pointers to functions and to members) is not possible.

```
void func(void *ptrv, int *ptri)  
{  
    ptri = ptrv; // Error  
}
```

```
void func(void *ptrv, int *ptri)  
{  
    ptri = (int *)ptrv; // OK  
}
```

15.3 Notes on Options

(1) Options Requiring the Same Specifications

Options that should always be specified in the same way are shown in (a) and (b) below. If relocatable files and library files using different options are linked, the operation of the program at runtime is not guaranteed.

- (a) The four options **cpu**, **endian**, **base**, and **fint_register** should be specified in the same way in the compiler, assembler, and library generator.
- (b) The options in section 2.5, Microcontroller Options, except for the options in (a), must be specified in the same way in the compiler and library generator.

15.4 Compatibility with an Older Version or Older Revision

The effect of the compatibility regarding a version change or revision change is described here.

15.4.1 Compatibility with V.1.00

(1) Changing Specifications of Intrinsic Functions

For intrinsic functions having parameters or return values that indicate addresses, their type is changed from the conventional **unsigned long** to **void ***. The changed functions are shown in table 15.1.

Table 15.1 List of Intrinsic Functions Whose Type is Changed

| No. | Item | Specification | Function | Changed Contents | |
|-----|--|----------------------------|-----------------|------------------|------------------------|
| | | | | Item | Details |
| 1 | User stack pointer (USP) | void set_usp(void *data) | USP setting | Parameter | unsigned long → void * |
| 2 | | void *get_usp(void) | USP reference | Return value | unsigned long → void * |
| 3 | Interrupt stack pointer (ISP) | void set_isp(void *data) | ISP setting | Parameter | unsigned long → void * |
| 4 | | void *get_isp(void) | ISP reference | Return value | unsigned long → void * |
| 5 | Interrupt table register (INTB) | void set_intb (void *data) | INTB setting | Parameter | unsigned long → void * |
| 6 | | void *get_intb(void) | INTB reference | Return value | unsigned long → void * |
| 7 | Backup PC (BPC) | void set_bpc(void *data) | BPC setting | Parameter | unsigned long → void * |
| 8 | | void *get_bpc(void) | BPC reference | Return value | unsigned long → void * |
| 9 | Fast interrupt vector register (FINTV) | void set_fintv(void *data) | FINTV setting | Parameter | unsigned long → void * |
| 10 | | void *get_fintv(void) | FINTV reference | Return value | unsigned long → void * |

Due to this change, a program using the above functions in V.1.00 may generate a warning or an error about invalid types. In this case, add or delete the cast to correct the types.

An example of a startup program normally used in V.1.00 is shown below. This example will output warning message C5167(W) in V.1.01, but this warning can be avoided by deleting the cast to correct the type.

<Examples>

[Usage example of **set_intb** function]

```
#include <machine.h>
#pragma entry Reset_Program
void PowerON_Reset_PC(void)
{
    ...
    set_intb((unsigned long)__sectop("C$VECT")); //Warning C5167(W) is output
    ...
}
```

[Example of code changed to match V.1.01]

```
#include <machine.h>
#pragma entry Reset_Program
void PowerON_Reset_PC(void)
{
    ...
    set_intb(__sectop("C$VECT")); //Cast (unsigned long) is deleted
    ...
}
```

(2) Adding Section L (section Option and Start Option)

V.1.01 is provided with section **L** which is used for storing literal areas, such as, string literal.

Since the number of sections has increased and section **L** is located at the end at linkage, the optimizing linkage editor may output address error L3100(F) in some cases.

To avoid such an error, adopt either one of the following methods.

- (a) Add **L** to the section sequence specified with the **Start** option of the optimizing linkage editor at linkage.

<Examples>

[Example of specification in V.1.00]

```
-start=B_1,R_1,B_2,R_2,B,R,SU,SI/01000,PRResetPRG/0FFFF8000,C_1,C_2,  
C,C$,D*,P,PIntPRG,W*/0FFFF8100,FIXEDVECT/0FFFFFFD0
```

[Changed example (**L** is added after **C**)]

```
-start=B_1,R_1,B_2,R_2,B,R,SU,SI/01000,PRResetPRG/0FFFF8000,C_1,C_2,  
C,L,C$,D*,P,PIntPRG,W*/0FFFF8100,FIXEDVECT/0FFFFFFD0
```

- (b) Select **-section=L=C** at compilation.

By specifying **-section=L=C** at compilation, the output destination of the literal area is changed to section **C**, and a section configuration compatible with V.1.00 can be achieved.

Note that this method may affect code efficiency compared to the above method of changing the **Start** option at linkage.

Section 16 Appendix

16.1 S-Type and HEX File Formats

This section describes the S-type files and HEX files that are output by the optimizing linkage editor.

16.1.1 S-Type File Format

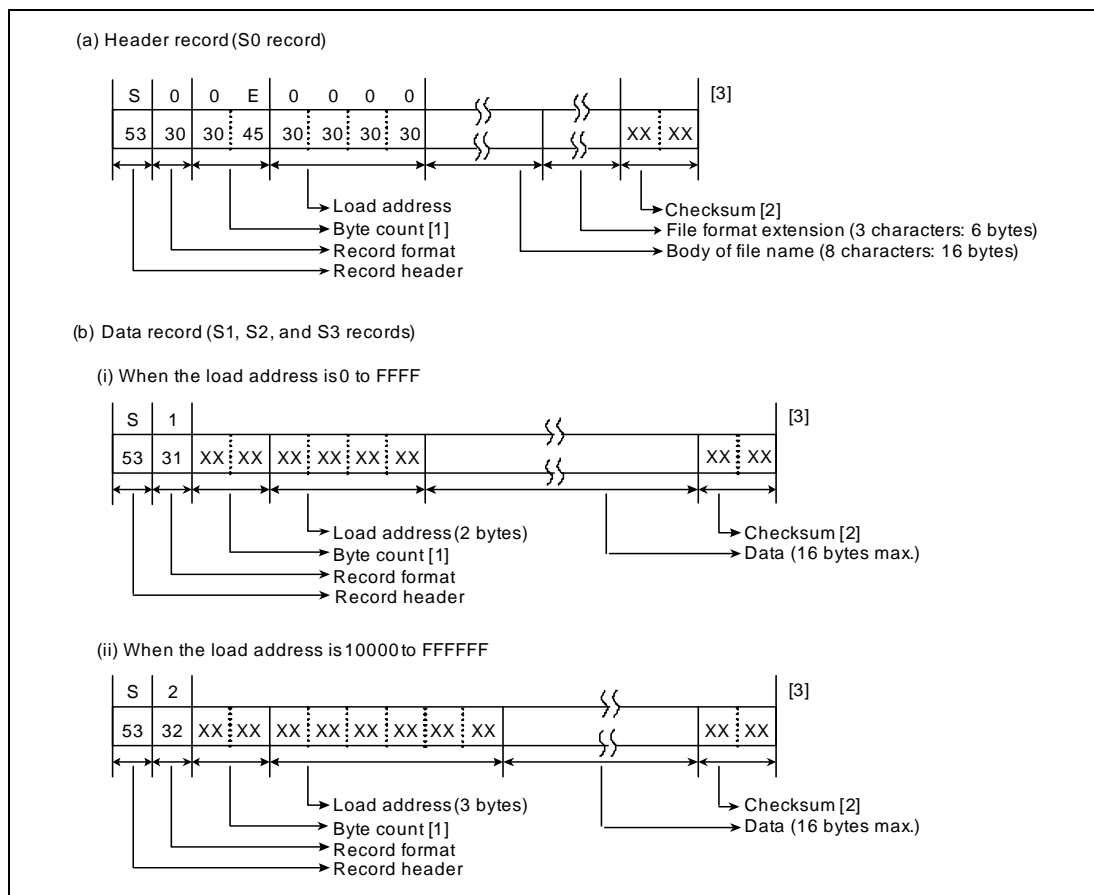


Figure 16.1 S-Type File Format

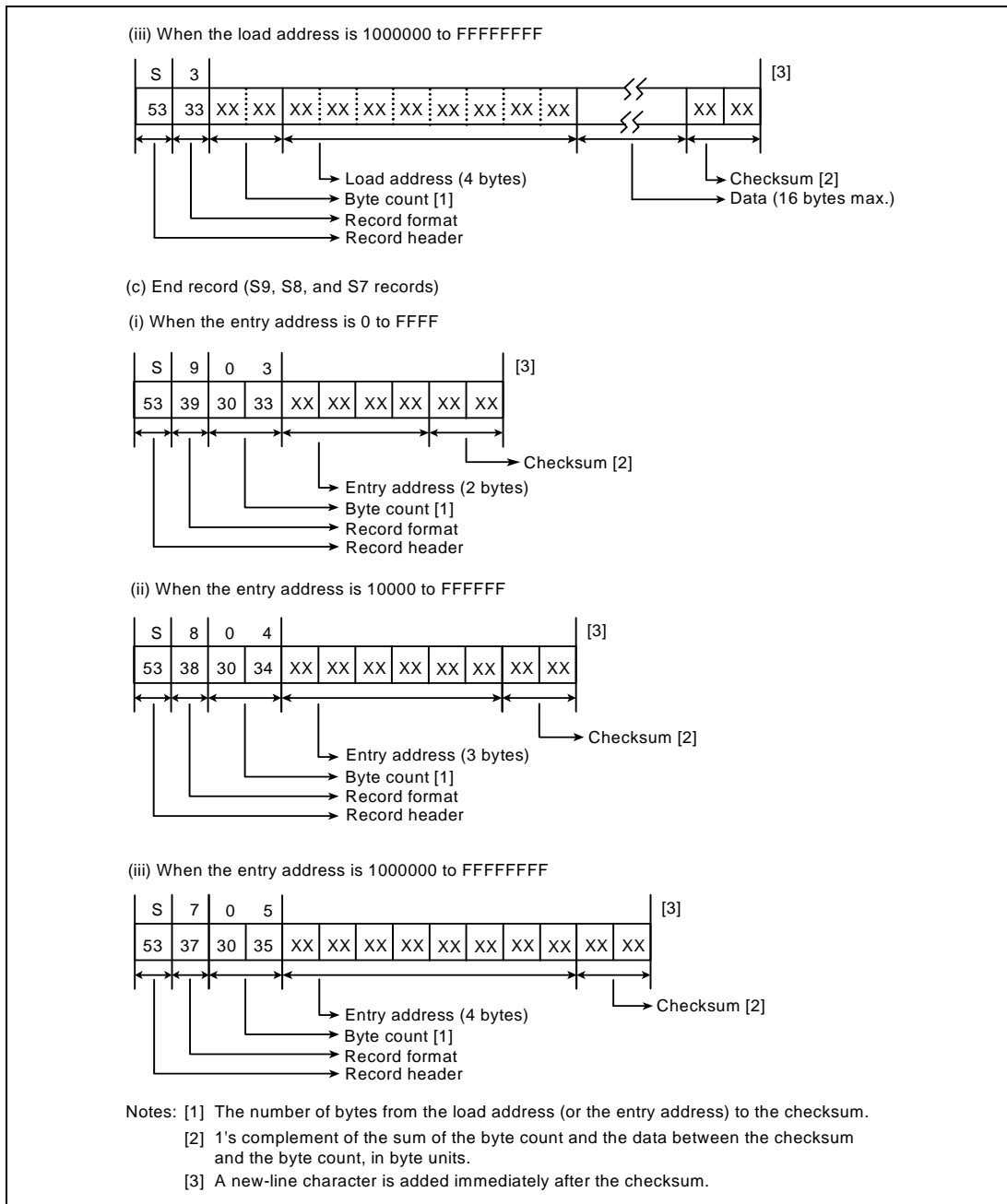


Figure 16.1 S-Type File Format (cont)

16.1.2 HEX File Format

The execution address of each data record is obtained as described below.

- Segment address
(Segment base address $\ll 4$) + (Address offset of the data record)
- Linear address
(Linear base address $\ll 16$) + (Address offset of the data record)

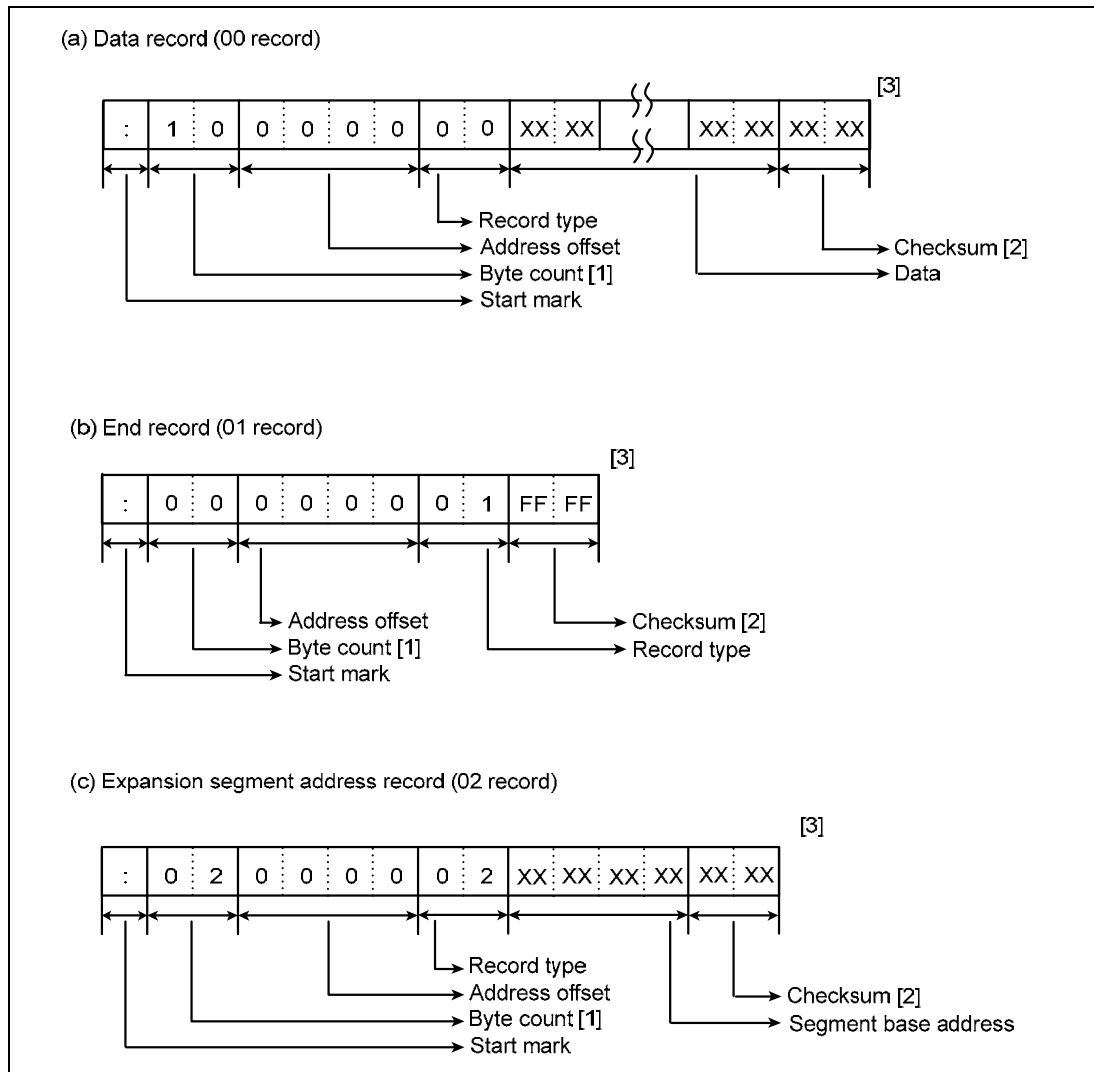


Figure 16.2 HEX File Format

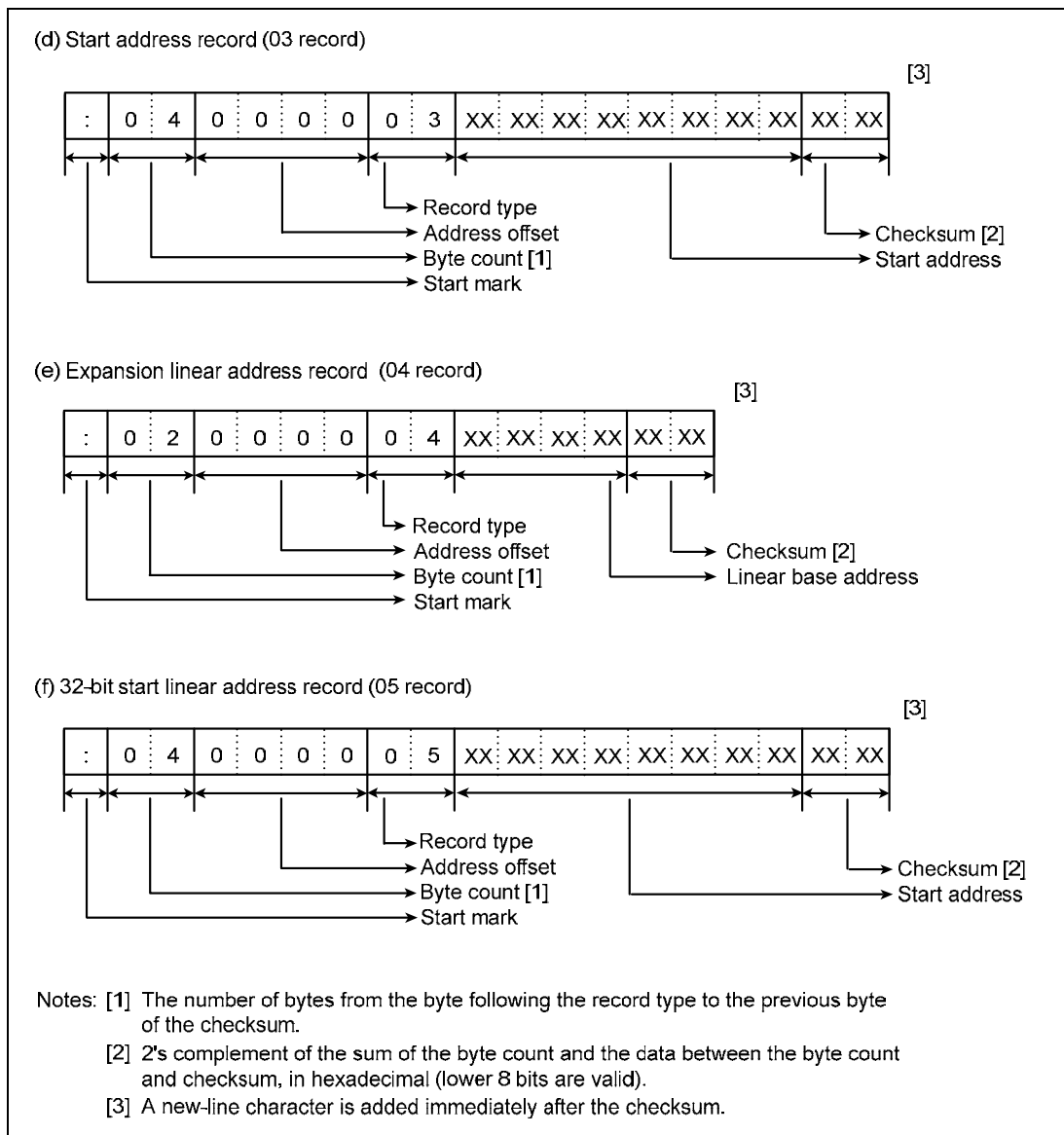


Figure 16.2 HEX File Format (cont)

16.2 ASCII Code List

Table 16.1 ASCII Code List

| Lower 4 bits | Upper 4 bits | | | | | | | |
|-----------------|--------------|-----|----|---|---|---|---|-----|
| | 0 | 1 | 2 | 3 | 4 | 5 | 6 | 7 |
| 0 | NUL | DLE | SP | 0 | @ | P | ` | p |
| 1 | SOH | DC1 | ! | 1 | A | Q | a | q |
| 2 | STX | DC2 | " | 2 | B | R | b | r |
| 3 | ETX | DC3 | # | 3 | C | S | c | s |
| 4 | EOT | DC4 | \$ | 4 | D | T | d | t |
| 5 | ENQ | NAK | % | 5 | E | U | e | u |
| 6 | ACK | SYN | & | 6 | F | V | f | v |
| 7 | BEL | ETB | ' | 7 | G | W | g | w |
| 8 | BS | CAN | (| 8 | H | X | h | x |
| 9 | HT | EM |) | 9 | I | Y | i | y |
| A | LF | SUB | * | : | J | Z | j | z |
| B | VT | ESC | + | ; | K | [| k | { |
| C | FF | FS | , | < | L | \ | l | |
| D | CR | GS | - | = | M |] | m | } |
| E | SO | RS | . | > | N | ^ | n | ~ |
| F | SI | US | / | ? | O | _ | o | DEL |

RX Family C/C++ Compiler, Assembler, Optimizing Linkage Editor
Compiler Package (V.1.01)
User's Manual

Publication Date: Feb 23, 2011 Rev.1.00

Published by: Renesas Electronics Corporation

**SALES OFFICES****Renesas Electronics Corporation**<http://www.renesas.com>

Refer to "http://www.renesas.com/" for the latest and detailed information.

Renesas Electronics America Inc.2880 Scott Boulevard Santa Clara, CA 95050-2554, U.S.A.
Tel: +1-408-588-6000, Fax: +1-408-588-6130**Renesas Electronics Canada Limited**1101 Nicholson Road, Newmarket, Ontario L3Y 9C3, Canada
Tel: +1-905-898-5441, Fax: +1-905-898-3220**Renesas Electronics Europe Limited**Dukes Meadow, Millboard Road, Bourne End, Buckinghamshire, SL8 5FH, U.K
Tel: +44-1628-585-100, Fax: +44-1628-585-900**Renesas Electronics Europe GmbH**Arcadiastrasse 10, 40472 Düsseldorf, Germany
Tel: +49-211-65030, Fax: +49-211-6503-1327**Renesas Electronics (China) Co., Ltd.**7th Floor, Quantum Plaza, No.27 ZhiChunLu Haidian District, Beijing 100083, P.R.China
Tel: +86-10-8235-1155, Fax: +86-10-8235-7679**Renesas Electronics (Shanghai) Co., Ltd.**Unit 204, 205, AZIA Center, No.1233 Lujiazui Ring Rd., Pudong District, Shanghai 200120, China
Tel: +86-21-5877-1818, Fax: +86-21-6887-7858 / -7898**Renesas Electronics Hong Kong Limited**Unit 1601-1613, 16/F, Tower 2, Grand Century Place, 193 Prince Edward Road West, Mongkok, Kowloon, Hong Kong
Tel: +852-2886-9318, Fax: +852 2886-9022/9044**Renesas Electronics Taiwan Co., Ltd.**7F, No. 363 Fu Shing North Road Taipei, Taiwan
Tel: +886-2-8175-9600, Fax: +886 2-8175-9670**Renesas Electronics Singapore Pte. Ltd.**1 HarbourFront Avenue, #06-10, Keppel Bay Tower, Singapore 098632
Tel: +65-6213-0200, Fax: +65-6278-8001**Renesas Electronics Malaysia Sdn.Bhd.**Unit 906, Block B, Menara Amcorp, Amcorp Trade Centre, No. 18, Jln Persiaran Barat, 46050 Petaling Jaya, Selangor Darul Ehsan, Malaysia
Tel: +60-3-7955-9390, Fax: +60-3-7955-9510**Renesas Electronics Korea Co., Ltd.**11F, Samik Laviel' or Bldg., 720-2 Yeoksam-Dong, Kangnam-Ku, Seoul 135-080, Korea
Tel: +82-2-558-3737, Fax: +82-2-558-5141

RX Family C/C++ Compiler, Assembler,
Optimizing Linkage Editor
Compiler Package V.1.01
User's Manual



The RX Family C/C++ Compiler V.1.02 Release 01 Notes on Usage Plus Corrections and Additions to Features Covered in the User's Manual

This document contains notes on usage of the RX Family C/C++ compiler V.1.02 Release 01 plus corrections and new features to be added to the bundled user's manual (R20UT0570EJ0100). Please read the document carefully while consulting the corresponding parts of the user's manual.

1. Notes on Usage

1.1 Note on a Case of the C1804 Message

[C/C++ Compiler]

When the `int_to_short` option is specified and a file including a C standard header is compiled as C++ or EC++, the compiler may show the C1804(W) message. In compilation of C++ or EC++, the `int_to_short` option will be invalid.

[NOTE]

Data that are shared between C and C++ (EC++) program must be declared as the long or short type rather than as the int type.

1.2 Note on using MVTC or POPC instructions

[Assembler]

In the assembly language, the program counter (PC) cannot be specified for MVTC or POPC instructions.

1.3 Note on the delete Option for Linkage

[Optimizing linkage editor]

When a function symbol is removed by the delete option, its following function in the source program is not allowed to have a breakpoint at its function name on the editor in your debugging. If you would like to set a breakpoint at the function entrance, set the breakpoint via the Label window or at the prologue code of the function.

1.4 Note on File Names

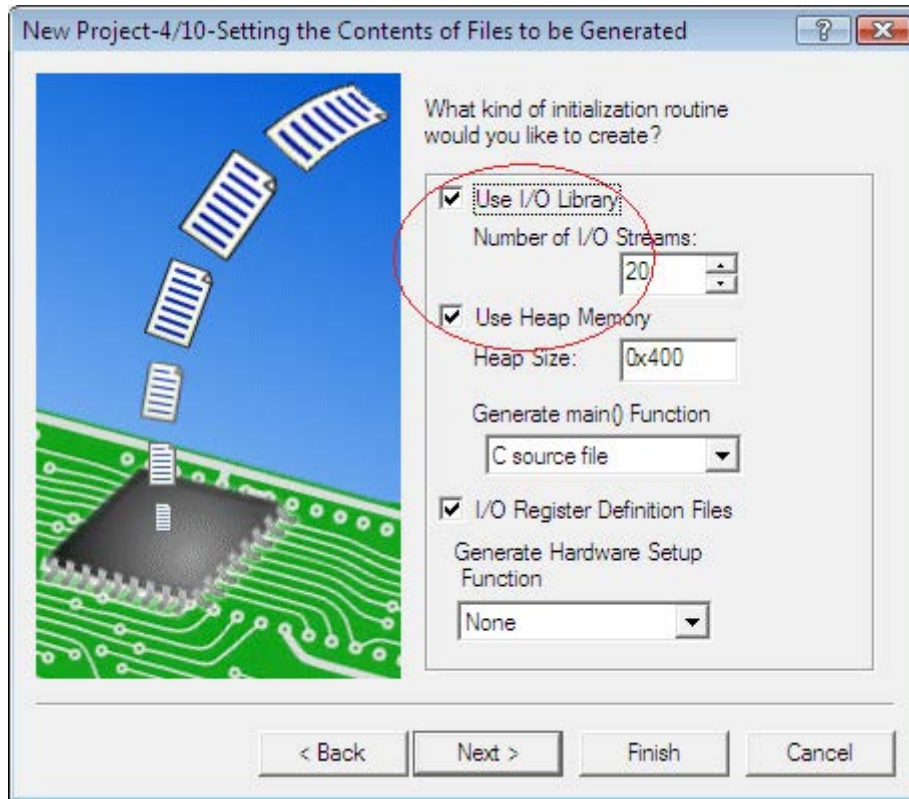
[Optimizing linkage editor]

File names must not include parentheses "(" and ")" because these characters are used for specification of options for the optimizing linkage editor.

1.5 Note on Using the I/O Library

[High-Performance Embedded Workshop - Generating Projects]

Tick [Use Heap Memory] if [Use IO Library] has been ticked for generation of a project.



If [Use I/O Library] is ticked and [Use Heap Memory] is not, the following message will be output.

```
L2310 (E) Undefined external symbol "_sbrk" referenced in "xgetmem"
```

When you have encountered this problem, you should add the following C program to your project.

```
#include <stddef.h>
#include <stdio.h>

#define HEAPSIZE 0x400

signed char *sbrk(size_t size);

union HEAP_TYPE {
    signed long dummy ;
    signed char heap[HEAPSIZE];
};

static union HEAP_TYPE heap_area ;

/* End address allocated by sbrk      */
static signed char *brk=(signed char *)&heap_area;

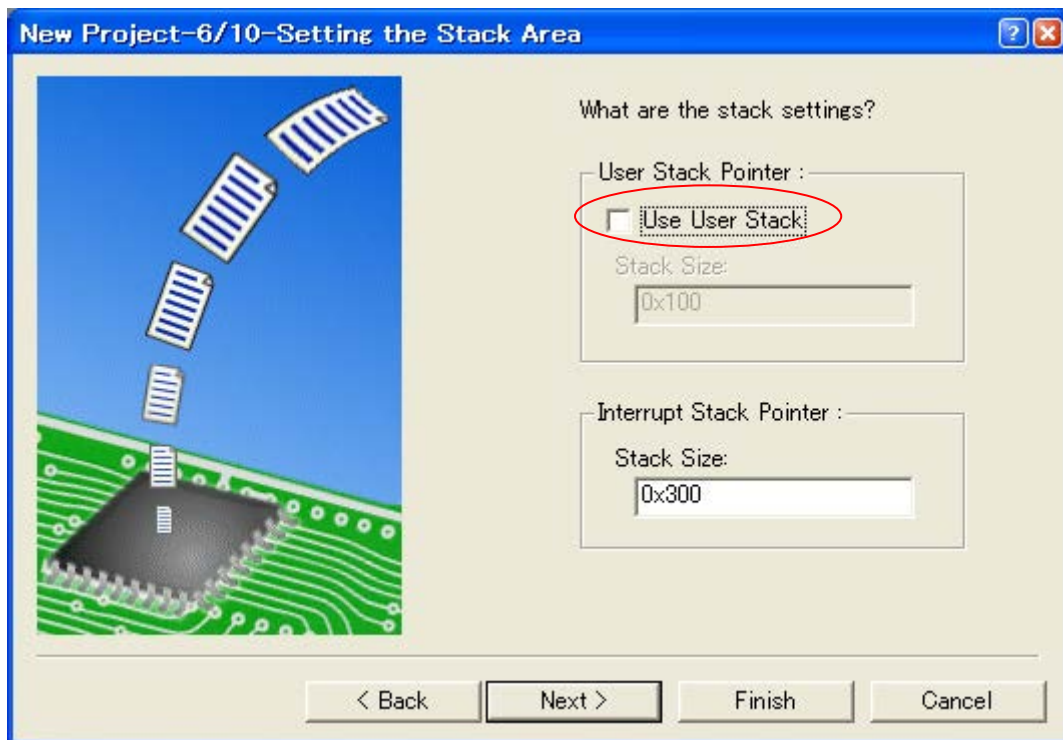
signed char *sbrk(size_t size)
{
    signed char *p;

    if(brk+size > heap_area.heap+HEAPSIZE){
        p = (signed char *)-1;
    }
    else {
        p = brk;
        brk += size;
    }
    return p;
}
```

1.6 How to Prevent the Creation of User Stack

[High-Performance Embedded Workshop - Generating Projects]

The [Use User Stack] checkbox is selected by default (i.e., user stack will be created) in the process of creating a new project in the High-Performance Embedded Workshop. If you do not wish to use the user stack, deselect the [Use User Stack] checkbox.



1.7 Changes in the Default Stack Sizes and Processor Mode

The default settings for the two items given below in cases where a new project is created in the IDE have been changed for V.1.01. Note, however, that the existing settings in each project that has been created with V.1.00 remain the same even if the project is used with V.1.01.

(1) Stack sizes

The default sizes of the user stack and interrupt stack are now 256 (0x100) and 768 (0x300) bytes, respectively.

(2) Processor mode

The startup program has been modified to prevent the CPU from entering the user mode by default. Thus function main is executed in the supervisor mode. Since this type of execution does not use user stack, you can prevent the creation of the user stack as described in section 1.6.

1.8 Using the Standard Library

(for Customers Who Have Upgraded the Compiler from V.1.01)

If you were using the standard library with V.1.01 Release 00 and then upgraded the compiler to V.1.02 Release 00 or newer, change environment variable TMP_RX to a different directory from that used with V.1.01 Release 00. This is necessary because the library generator, lbgrx, for V.1.01 Release 00 and later versions stores the intermediate results of creating a library in the directory indicated by TMP_RX and reuses these on the next occasion a library is created.

If you do not change the directory, the codes created by the older compiler remain in the standard libraries generated by lbgrx.

Follow the procedure below to use the standard library in the High-performance Embedded Workshop.

[Procedure to be Taken to Use the Standard Library in the High-performance Embedded Workshop]

Go through steps (1) to (3) once after upgrading the compiler to V.1.02 Release 00.

(1) Open the command prompt (the following steps require operations at the command prompt).

(2) Execute `dir %TEMP%¥*.pgl` at the command prompt and check that one or more files with a name that is a combination of numbers and letters and with the extension `.pgl` appears.

Result of executing `dir %TEMP%¥*.pgl` (example):

```
2011/08/09 15:47          825,346 8000040080100000225a40409694ab0200000000.pgl
```

(3) Use the `del` command to delete each of the `.pgl` files that appeared in step (2).

Using the `del` command to delete one file (example):

```
del %TEMP%¥8000040080100000225a40409694ab0200000000.pgl
```

[Remark]

If there are no `.pgl` files other than those that appeared in step (2), you can delete all of the `.pgl` files at once.

Deleting all `.pgl` files by using a command (example):

```
del %TEMP%¥*.pgl
```

1.9 Restrictions on the PIC/PID Function (V.1.01 or Later)

1.9.1 pic and pid Options

When a standard library is created by the library generator (lbgrx) with the pic or pid option specified, the following warning may appear once or more.

```
C1301 (W) "-pic" option ignored (When the pic option has been specified)
```

```
C1301 (W) "-pid" option ignored (When the pid option has been specified)
```

Despite the warning, the created standard library has no problems.

1.9.2 nouse_pid_register Option

If you are using the PID function and the nouse_pid_register option is effective for all program files of the master program, an error will occur when either of the following items is assembled.

- (1) A program in which an address is assigned to a PID register
- (2) Standard library (set for the library generator 'lbgrx')

[For restriction of (1):]

First, take out a function of setting PID register and put it into an independent C or assembly file.

Next, compile or assemble this file without the nouse_pid_register option.

Finally, link it and other master files together.

[For restriction of (2):]

Select either (a) or (b).

(a) Include a standard library in application not a master

* Using the jump table is not necessary. (Also see chapter 8.4.2(2)).

* Generate a standard library with setting the pid option for the library generator 'lbgrx'.

(b) Include a standard library in a master

(i) Generate a standard library without setting the pid option for the library generator 'lbgrx'.

(ii) As shown in the example below, change each JMP R14 statement of all entries in the jump table before use.

Example: Changing _printf entry

Before:

```
_printf:
  MOV.L    #0ffff90cfH,R14 ; Address 0ffff90cfH is an example
  JMP      R14
```

After:

```
_printf:
  MOV.L    #0ffff90cfH,R14
  PUSH.L   R13           ; PID register is R13 in this case
  JSR      R14
  POP      R13           ; PID register is R13 in this case
  RTS
```


1.10 Note on Using a Certain math.h Function (frexp, ldexp, scalbn or remquo) in C++ Language (including EC++).

Compiling a C++/EC++ program that uses a certain math.h function (frexp, ldexp, scalbn or remquo) with an int-type argument generates an infinite-loop object.

Conditions:

This problem occurs when both (1) and (2) are satisfied.

(1) The program is in C++ or the lang=cpp option is effective.

(2) math.h is included and any of the following functions is called.

- (a) frexp(double, long*) with the 'int *' type second argument (except when the first argument is float-type and the dbl_size=8 option is effective)
- (b) ldexp(double, long) with the 'int *' type second argument (except when the first argument is float-type and the dbl_size=8 option is effective)
- (c) scalbn(double, long) with the 'int *' type second argument (except when the first argument is float-type and the dbl_size=8 option is effective)
- (d) remquo(double, double, long*) with the 'int *' type third argument (except when both the first and second arguments are float-type and the dbl_size=8 option is effective)

Examples:

```
file.cpp:
// Example of compiling C++ source that generates an infinite loop
#include <math.h>
double d1,d2;
int i;
void func(void)
{
    d2 = frexp(d1, &i);
}
```

```
Command Line:
ccrx -cpu=rx600 -output=src file.cpp
```

```
file.src: Example of the generated assembly program
_func:
    ; ... (Omitted)
    BSR    __$frexp_tm_2_f_FZ1ZPi_Q2_21_Real_type_tm_4_Z1Z5_Type    ;
    Calling substitute function of frexp
    ; ... (Omitted)

__$frexp_tm_2_f_FZ1ZPi_Q2_21_Real_type_tm_4_Z1Z5_Type:
L11:
    BRA    L11    ; Calls itself ==> infinite loop
```

Countermeasures:

Select one of the following ways to avoid the problem.

- (1) Compile the program with the lang=c or lang=c99 option.
- (2) Change int or int * into long or long *.
- (3) Append the following declarations to each function that is being used.

```

/* For the frexp function */
static double frexp(double x, int *y)
{ long v = *y; double d = frexp(x,&v); *y = v; return (d); }
/* For the ldexp function */
static double ldexp(double x, int y)
{ long v = y; double d = ldexp(x,v); return (d); }
/* For the scalbn function */
static double scalbn(double x, int y)
{ long v = y; double d = scalbn(x,v); return (d); }
/* For the remquo function */
static double remquo(double x, double y, int *z)
{ long v = *z; double d = remquo(x,y,&v); *z = v; return (d); }

```

Example of (2):

Changing file.cpp:

```

#include <math.h>
double d1,d2;
int i;
void func(void)
{
    long x = i;          /* Accept as long type temporarily */
    d2 = frexp(d1, &x); /* Call with long type argument */
    i = x;              /* Set the result for variable 'i' */
}

```

Example of (3):

Changing file.cpp:

```

#include <math.h>
/* Append declaration */
static inline double frexp(double x, int *y)
{ long v = *y; double d = frexp(x,&v); *y = v; return (d); }
double d1,d2;
int i;
void func(void)
{
    d2 = frexp(d1, &i);
}

```

1.11 Building Projects Converted from V.1.00 to V1.01 --

(Warning L1120 and Error L3100 on Section L)

If you convert a High-performance Embedded Workshop project created with compiler package V.1.00 Release 02 or an early version to make it compatible with V.1.01 Release 00 or later, the following warning and error message may appear.

```
L1120 (W) Section address is not assigned to "L"
```

```
L3100 (F) Section address overflow out of range : "L"
```

In such a case, select (a) or (b) given in section 2, “**■** (Page 977) 15.4.1 Compatibility with V.1.00 / (2) Adding Section L (section Option and Start Option)” in this document.

Remark:

If you have used the High-performance Embedded Workshop included in this compiler package to convert a project created with compiler package V.1.00 Release 02 or an early version (RX Toolchain 1.0.0.0 to 1.0.0.2) to make it compatible with V.1.01 Release 00 or later (RX Toolchain 1.1.0.0), this problem does not occur because (b) is automatically done by the IDE.

2. Corrections in the User's Manual

■(Page 12) 2.1 Source Options / preinclude option / Description

[Correction]

Before:

If there is more than one folder specified by the **include** option, search is performed in turn starting from the leftmost folder.

Now:

If there is more than one folder specified by the **preinclude** option, search is performed in turn starting from the leftmost folder.

■(Page 15) 2.1 Source Options / change_message option / Remarks

[Addition]

This option is not usable to control the level of MISRA2004 detection messages (labeled M) that appear when the **misra2004** option has been specified.

■(Page 26) 2.2 Object Options / stuff,nostuff option / Description

[Correction]

Before:

The data contents allocated to each section are output in the order they were defined.

Now:

The data contents allocated to each section are output in the order they were defined, **except that variables that do not have the initial value are output after those that have the initial value in section C.**

■(Page 69) 2.5 Microcontroller Options / base option / Description

[Correction]

Before:

When <address value>=<register C> is specified, accesses to an area within 64Kbytes to 256Kbytes from the address value are performed relative to the specified register C.

Now:

When <address value>=<register C> is specified, accesses to an area within 64Kbytes to 256 bytes from the address value, **among the areas whose addresses are already determined at the time of compilation,** are performed relative to the specified register C.

■(Page 283) Table 8.8 Rules for Specifying PIC/PID Function Options in Master / nouse_pid_register option / For Compilation

[Correction]

Before:

Can be specified

Now:

Can be specified **except the standard library and setting PID register of the startup program.**

■(Page 283) Table 8.8 Rules for Specifying PIC/PID Function Options in Master / nouse_pid_register option / Conditions on Setting the Option for Linkable Objects

[Correction]

Before:

nouse_pid_register must be specified

Now:

No conditions

■(Page 284) Table 8.10 Rules for Combinations of PIC/PID Function Options between Master and Application / Options in Master

[Correction]

Before:

nouse_pid_register is necessary

Now:

nouse_pid_register is necessary **if application calls functions of master**

■(Page 330) Table 9.20 #pragma Extension Specifiers and Keywords

[Addition]

| No. | Target | #pragma Extension Specifier* ¹ | Function |
|-----|--------------|--|---|
| 15 | C99 standard | #pragma STDC CX_LIMITED_RANGE flag #pragma STDC FENV_ACCESS flag #pragma STDC FP_CONTRACT flag | Changes the state of the system* ³ |

Notes: 3. When compilation proceeds with lang=c99 specified, the compiler only checks C99 grammars and ignores the code itself.

■(Page 335) 9.2.1 #pragma Extension Specifiers and Keywords / #pragma stacksize / Remarks

[Addition]

For <constant>, specify a value from 4 to 2147483644 (0x7fffffff).

■(Page 351) 9.2.1 #pragma Extension Specifiers and Keywords / #pragma pack, unpack, packoption / Remarks

[Deletion]

The structure or class member for #pragma pack is specified cannot be accessed using a pointer (including an access within a member function using a pointer).

Example:

```
#pragma pack
struct st {
    char x;
    int y;
} ST;
int *p=&ST.y; /* The ST.y address may be an odd value. */
void func(void) {
    ST.y=1; /* Can be accessed correctly. */
    *p=1; /* Cannot be accessed correctly in some cases. */
}
```

■(Page 448) 9.3 C/C++ Libraries / (8) <math.h> / ldexp functions / Example

[Correction]

Before:

```
int f;
```

Now:

```
long f;
```

■(Page 463) 9.3 C/C++ Libraries / (8) <math.h> / scalbn functions / Example

[Correction]

Before:

```
int e;
```

Now:

```
long e;
```

■(Page 555) 9.3.1 Standard C Libraries / (13) <stdlib.h> / mbstowcs

[Addition]

| Type | Definition Name | Description |
|----------|-----------------|--|
| Function | mbstowcs | Converts a multibyte string to a wide string. For details, see page 673. |

■(Page 555) 9.3.1 Standard C Libraries / (13) <stdlib.h> / wcstombs

[Addition]

| Type | Definition Name | Description |
|----------|-----------------|--|
| Function | wcstombs | Converts a wide string to a multibyte string. For details, see page 674. |

■(Page 803) 10.3.1 Address Directives / .BLKB / Remarks

[Addition]

The maximum value specifiable for an operand is 7FFFFFFFH.

■(Page 804) 10.3.1 Address Directives / .BLKW / Remarks

[Addition]

The maximum value specifiable for an operand is 3FFFFFFFH.

■(Page 805) 10.3.1 Address Directives / .BLKL / Remarks

[Addition]

The maximum value specifiable for an operand is 1FFFFFFFH.

■(Page 806) 10.3.1 Address Directives / .BLKD / Remarks

[Addition]

The maximum value specifiable for an operand is 0FFFFFFFH.

■(Page 921) 11.2 List of Messages / C6373, C6374, C6375

[Deletion]

C6373 (W) Implicit conversion of a 64-bit integral type to a smaller integral type (potential portability problem)

C6374 (W) Explicit conversion of a 64-bit integral type to a smaller integral type (potential portability problem)

C6375 (W) Conversion from pointer to same-sized integral type (potential portability problem)

■(Page 965) 14.2 Translation Limits of Assembler / Table 14.2 /
No.1 / Number of characters in one line

[Correction]

Before:

8190

Now:

32760

■(Page 977) 15.4.1 Compatibility with V.1.00 / (2) Adding Section L (section Option and Start Option)

[Correction] Corrected descriptions are as follows.

(2) Adding Section L (section Option and Start Option)

V.1.01 newly provides section L, in which literal areas such as string literals are to be output. Using section L improves the code efficiency in cases where the **map** or **base** option is specified for section C. Since section L is enabled by default, however, programs that use literal areas contain more sections compared to V.1.00.

The optimizing linkage editor may output address error L3100(F) in some cases because section L is added to the end of other sections at linkage unless otherwise specified.

```
L3100 (F) Section address overflow out of range : "L"
```

To avoid this error, adopt either method (a) or (b) given below.

We recommend (a) in terms of code efficiency. Only choose (b) if you do not want to change the configuration of sections.

(a) Add L to the section sequence specified with the Start option of the optimizing linkage editor at linkage.

• From the command line

<Examples>

[Example of specification in V.1.00]

```
-start=B_1,R_1,B_2,R_2,B,R,SU,SI/01000,PRResetPRG/0FFFF8000,C_1,C_2,C,C$*,D*,P,PIntPRG,W*/0FFFF8100,FIXEDVECT/0FFFFFFD0
```

[Changed example (L is added after C)]

```
-start=B_1,R_1,B_2,R_2,B,R,SU,SI/01000,PRResetPRG/0FFFF8000,C_1,C_2,C,L,C$*,D*,P,PIntPRG,W*/0FFFF8100,FIXEDVECT/0FFFFFFD0
```

• From the High-performance Embedded Workshop

1) Select [Build -> RX Standard Toolchain].

2) Click on the [Link/Library] tab and select [Section] from the [Category] menu. Then select

[Section] from the [Show entries for:] menu.

3) Select an address from the list where you wish to allocate section L and click on the [Modify] or [Add] button.

(b) Select -section=L=C at the time of compilation or building a library.

- From the command line

Specifying -section=L=C for the **ccrx** or **lbgrx** command, respectively, at the time of compilation or building a library changes the output destination of the literal area to section C and thus makes a configuration of sections compatible with V.1.00.

Note that this method may affect code efficiency compared to method (a) of changing the Start option at linkage.

- From the High-performance Embedded Workshop

1) Select [Build -> RX Standard Toolchain].

2) Click on the [C/C++] tab.

3) Select [Object] from the [Category] menu.

4) Click on the [Details...] button to open the [Object details] dialog box.

5) Select [Literal section (L)] from the pull-down menu and enter "C" in the text box below. Then click on the [OK] button to close the dialog box.

6) Click on the [Standard Library] tab and repeat steps 3 to 5.

3. Additional Features

V.1.02 Release 00 provides the additional features listed below.

3.1 Source Options [Section 2.1 of the user's manual]

The following source options have been newly added.

| No. | Option | Dialog Menu | Description |
|-----|--|-------------|--|
| 11 | -misra2004={ all apply=<list of rule numbers> ignore=<list of rule numbers> required required_add=<list of rule numbers> required_remove=<list of rule numbers> <filename> } <list of rule numbers>: <rule number>[,<rule number>,...] | | Checks the source code against the MISRA-C: 2004 rules. New |
| 12 | -ignore_files_misra= <filename>[,<filename>,...] | | Selects files that will not be checked against the MISRA-C: 2004 rules. New |
| 13 | -check_language_extension | | Enables complete checking against the MISRA-C: 2004 rules for parts of the code where this would otherwise be suppressed due to use of an extended specification. New |

misra2004

Format: -misra2004 = {
 all
 | apply=<rule number>[,<rule number>,...]
 | ignore=<rule number>[,<rule number>,...]
 | required
 | required_add=<rule number>[,<rule number>,...]
 | required_remove=<rule number>[,<rule number>,...]
 | <filename> }

Description: This option enables checking against the MISRA-C: 2004 rules and to select specific rules to be used.

When **misra2004=all**, the compiler checks the source code against all of the rules that are supported.

When **misra2004=apply=<rule number>[,<rule number>,...]**, the compiler checks the source code against the rules with the selected numbers.

When **misra2004=ignore=<rule number>[,<rule number>,...]**, the compiler checks the source code against the rules other than those with the selected numbers.

When **misra2004=required**, the compiler checks the source code against the rules of the “required” type.

When **misra2004=required_add=<rule number>[,<rule number>,...]**, the compiler checks the source code against the rules of the “required” type and the rules with the selected numbers.

When **misra2004=required_remove=<rule number>[,<rule number>,...]**, the compiler checks the source code against the rules other than those with the selected numbers among the rules of the “required” type.

When **misra2004=<filename>**, the compiler checks the source code against the rules with the numbers written in the specified file. One rule number is written per line in the file. Each rule number must be specified by using a decimal value and a period (“.”).

When checking of a line of code against the MISRA-C: 2004 rules leads to detection of a violation, a message in the following format will appear.

Filename (line number): C6700 (M) Rule number: Message

Remarks: If a single option is specified more than once in the command line, only the last specification is valid.

When the number of an unsupported rule is specified for <rule number>, the compiler detects error C6703(F) and stops the processing.

When the file specified in **misra2004=<filename>** cannot be opened, the compiler detects error C6701(F). When rule numbers are not extractable from the specified file, the compiler detects error C6702(F). Processing by the compiler stops in both cases.

This option is ignored when **cpp**, **c99**, or **ecpp** is selected for the **lang** option or when **output=prep** is specified at the same time.

This option supports the MISRA-C: 2004 rules listed below.

2.2 2.3
 4.1 4.2
 5.2 5.3 5.4 5.5 5.6
 6.1 6.2 6.3 6.4 6.5
 7.1
 8.1 8.2 8.3 8.5 8.6 8.7 8.11 8.12
 9.1 9.2 9.3
 10.1 10.2 10.3 10.4 10.5 10.6
 11.1 11.2 11.3 11.4 11.5
 12.1 12.3 12.4 12.5 12.6 12.7 12.8 12.9 12.10 12.11
 12.12 12.13
 13.1 13.2 13.3 13.4
 14.2 14.3 14.4 14.5 14.6 14.7 14.8 14.9 14.10
 15.1 15.2 15.3 15.4 15.5
 16.1 16.3 16.5 16.6 16.9
 17.5
 18.1 18.4
 19.3 19.6 19.7 19.8 19.11 19.13 19.14 19.15
 20.4 20.5 20.6 20.7 20.8 20.9 20.10 20.11 20.12

For source programs that use extended functions such as **#pragma**, checking against these rules will be suppressed under some conditions. For details, refer to the section on the **check_language_extension** option.

ignore_files_misra

Format: `-ignore_files_misra=<filename>[,<filename>,...]`

Description: This option selects files that will not be checked against the MISRA-C: 2004 rules.

Remarks: If a single option is specified more than once in the command line, all specifications are valid.

This option is ignored when the **-misra2004** option has not been specified.

<filename> is ignored when the specified file is not to be compiled.

check_language_extension

Format: -check_language_extension

Description: This option enables complete checking against the MISRA-C: 2004 rules for parts of the code where it would otherwise be suppressed due to individual extensions from the C/C++ language specification.

With the default **misra2004** option, the compiler does not proceed with checking against the MISRA-C: 2004 rules under the condition given below. To enable complete checking, specify the **check_language_extension** option.

Condition:

The function has no prototype declaration (rule 8.1) and **#pragma entry** or **#pragma interrupt** is specified for it.

Example:

```
#pragma interrupt vfunc
extern void service(void);
void vfunc(void)
{
    service();
}
```

Function **vfunc**, for which **#pragma interrupt** is specified, has no prototype declaration. Even when this function is compiled with **-misra2004=all** specified, the message on rule 8.1 is not displayed unless the **check_language_extension** option is specified.

Remarks: This option is ignored when the **-misra2004** option has not been specified.

3.2 Object Option [Section 2.2 of the user's manual]

The following object option has been newly added.

| No. Option | Description |
|-------------------|---|
| 7 -nouse_div_inst | Generates code in which no DIV, DIVU, or FDIV instructions are used for division and modular division. New |

nouse_div_inst

Format: -nouse_div_inst

Description: This option generates code in which no DIV, DIVU, or FDIV instructions are used for division and modular division operations in the program.

Remarks: This option calls the equivalent runtime functions instead of DIV, DIVU, or FDIV instructions. This may lower code efficiency in terms of required ROM capacity and speed of execution.

This option is also usable for the library generator (lbgrx).

3.3 Compiler Error Level [Section 11.1 of the user's manual]

The following compiler error level has been newly added.

| Error Level | Compiler Operation |
|-------------------------|---|
| (M) MISRA2004 detection | Processing is continued. New |

3.4 Compiler Error Messages [Section 11.2 of the user's manual]

The following compiler error messages have been newly added.

C6700 (M) Rule <rule number>: <description>

C6701 (F) Cannot open rule file <filename>

C6702 (F) Incorrect description "<description>" in rule file

C6703 (F) Rule <rule number> is unsupported

3.5 Translation Limits of Compiler [Section 14.1 of the user's manual]

The following item has been newly added to the table of Translation Limits of Compiler.

| No. | Classification | Item | Translation Limit | |
|------------|-----------------------|---|--------------------------|-----|
| 32 | Output file | Maximum number of characters in a line output as assembly source code | 8190 | New |

Standard Libraries Included in RX Family C/C++ Compiler Package V.1.00 Release 01

This compiler package includes four library files (*.lib) for the RX600. You can use any of the library files if they correspond to the options that you wish to specify. Using these files shortens the time required for building.

1. Library Files

Table 1 shows the standard library files and compiler options.

Note:

The compiler options you specify should be the same as the microcontroller options defined for each of the library files listed in table 1. Otherwise these library files are not usable, so specify your compiler options in the library generator to generate your own library file.

| Library File | Purposes | Optimize ^{*2} Options | Microcontroller Options ^{*1 *2} | | |
|--------------------|---|-----------------------------------|--|---|--|
| | | | -endian | -cpu -rtti -exception -noexception | Others ^{*3} |
| rx600lq.lib | For the RX600 Optimization type: Speed Little endian | -speed -goptimize | -endian=little | -cpu=rx600 | -round=nearest -denormalize=off -dbl_size=4 -unsigned_char -unsigned_bitfield -bit_order=right -unpack -fint_register=0 -branch=24 |
| rx600ls.lib | For the RX600 Optimization type: Size Little endian | -size -goptimize | | | |
| rx600bq.lib | For the RX600 Optimization type: Speed Big endian | -speed -goptimize | -endian=big | -rtti=on -exception | |
| rx600bs.lib | For the RX600 Optimization type: Size Big endian | -size -goptimize | | | |

Table 1 Library Files

*Notes:

- *1 For details on microcontroller options, refer to section 2.5, Microcontroller Options, in the user's manual for the compiler.
- *2: For confirming the option selections from the High-performance Embedded Workshop's build settings, please see the "Dialog Menu" columns of the "Table 2.7 Optimize Options" and "Table 2.9 Microcontroller Options" in the User's manual.
- *3: These option selections are same from the each default of them.

2. Using the Library Files

The library files included in the compiler package must be linked in either of the ways given in sections 2.2 and 2.3.

2.1 Location of the Library Files

When the High-performance Embedded Workshop has been installed in

C:\Program Files\Renesas\Hew, the library files are stored in the following location:

C:\Program Files\Renesas\Hew\Tools\Renesas\RX\1_0_1\lib

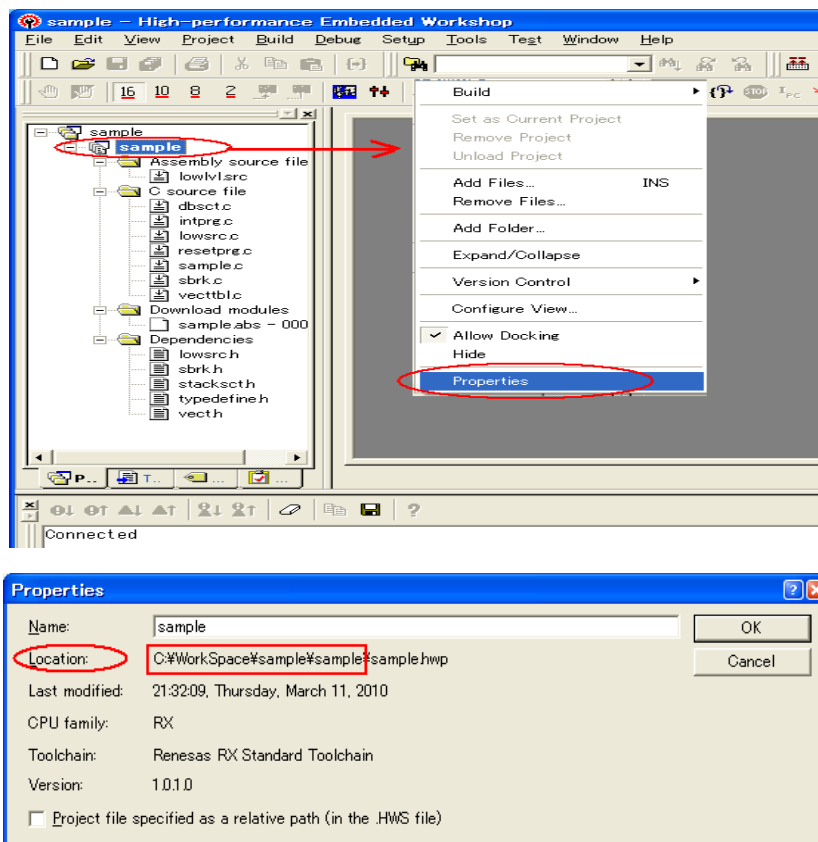
("1_0_1" indicates the version and revision number of the compiler package.)

2.2 Selecting a Library File through the High-performance Embedded Workshop

Follow the procedure below to select a library file for the project you are using.

- (1) Open the project.
- (2) Please confirm the project setting, and select one of libraries on the Table 1 above.
- (3) Check the location of the project directory.

Select a project in the [Workspace] window and right-click on it. Then select [Properties] from the popup menu and check the path displayed on the right to [Location].



The directory containing a file with extension .hwp is the project directory.

- (4) Copy the library file you selected of (2), from the location given in section 2.1 to the project

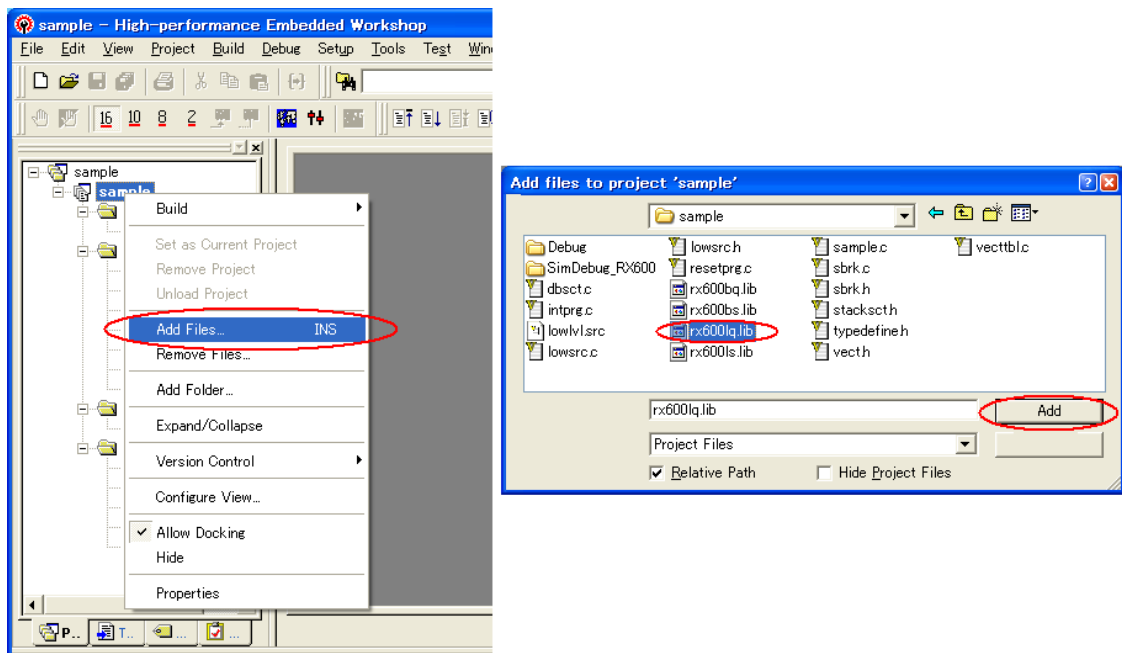
directory of (3).

[An example of the step (4) on the command prompt]

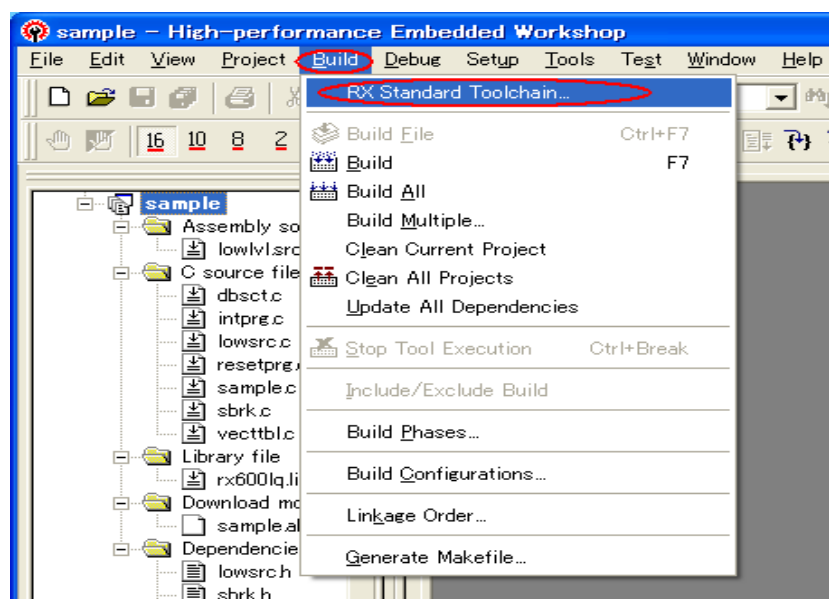
```
copy "C:\Program Files\Renesas\Hew\Tools\Renesas\RX\1_0_1\lib\rx600lq.lib" C:\WorkSpace\sample\sample
```

(5) Select a project in the [Workspace] window and right-click on it. Then select [Add files... INS] from the popup menu.

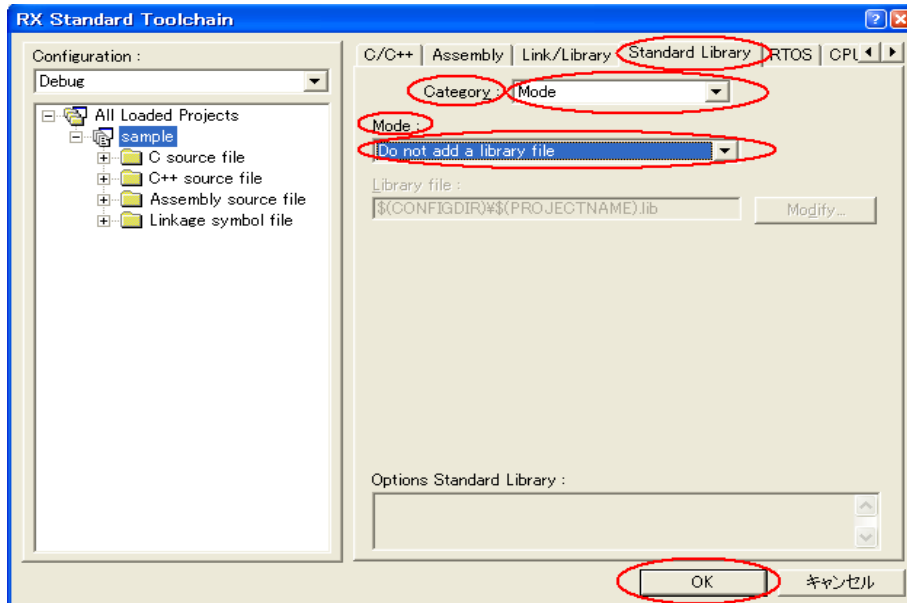
(6) Select the library file copied in step (4) and click on the [Add] button.



(7) Select [Build => RX Standard Toolchain...].



- (8) Click on the [Standard Library] tab.
- (9) Select [Mode] from the [Category:] pull-down menu.
- (10) Select [Do not add a library file] from the [Mode:] pull-down menu.
- (11) Click on the [OK] button to save the new setting.



Setting of the project is now complete.

When building of the project is executed, the library file selected in step (6) is linked.

2.3 Directly Specifying a Library File in the Optimizing Linkage Editor

Copy the library file(s) included in the package (stored in the location given in section 2.1) into a desired directory.

Then specify one of the copied library files for the Library option and start the linkage processing.